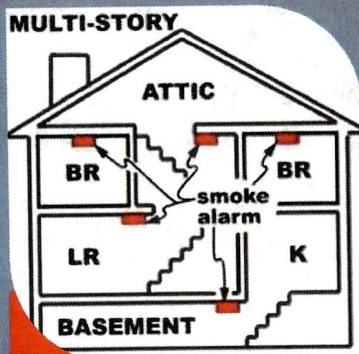


Right Alarm - Right Location

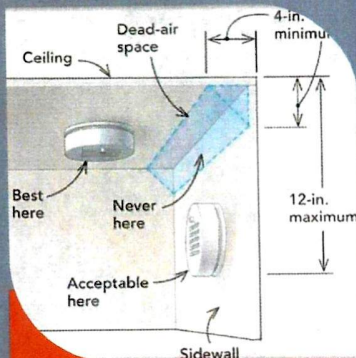
The right alarm in the right location may save your life.

Smoke Alarms



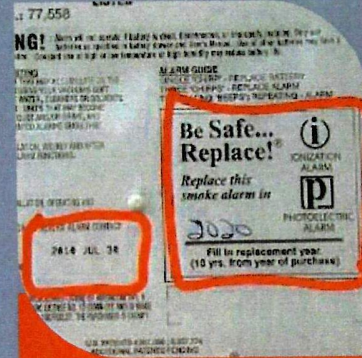
Location

Smoke alarms should be installed in **every** bedroom, **outside** each sleeping area, and on **every** level of your home. In the basement, install on the ceiling at the bottom of the stairs. On levels without bedrooms, install in the common room or near the stairway.



Placement

Smoke alarms can be installed on ceilings or walls. For **ceiling** installation, mount alarm toward the middle of the ceiling, no closer than 4 inches from walls. If ceiling installation is not possible, mount alarms on the **wall**, no closer than four inches from the ceiling.



Expiration

Residential smoke alarms are rated for **10 years**. The date of manufacture is on the back of your smoke alarm.

If the date is missing or unreadable, replace the alarm.



Test

Test smoke alarms at least once a month.


Replace batteries at least every year (unless the alarm has a 10-year sealed battery).



Install

Install only UL-listed alarms bought from local or online retailers.

Check with your local fire department or American Red Cross to see if they have free alarms available.



Avoid

To avoid nuisance alarms, keep smoke alarms at least 10 feet away from cooking appliances, as well as 3 feet away from bathrooms and laundry rooms.


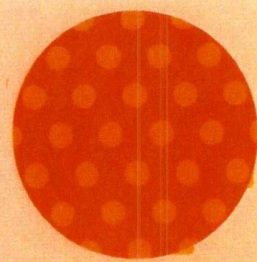

TIP: When replacing alarms, purchase ones with a 10-year sealed battery.

FIRE SAFE
South Carolina





Children and Fire Safety




Fires started by children "*playing*" with fire are dangerous and costly. Each year these fires cause hundreds of injuries, millions of dollars in damage, and are most likely to kill young children under the age of 5.



Tips to follow:



STORE matches and lighters out of the reach of children, preferably locked in a high cabinet



TEACH children to never touch matches or lighters and to tell an adult if they are found



KEEP children away from fire sources, including lit candles, cigarettes, bonfires, and stoves



ALWAYS use fire sources in a safe and responsible manner - *be a good example*



FIND opportunities to teach children about fire safety - *for example, when they are playing with fire trucks or pretending to cook*



EXPLAIN that fire moves very fast and hurts as soon as it touches their body



GIVE praise for showing respect and responsible behavior toward fire

If you suspect a child is unusually interested in fire or setting fires, take immediate action. Contact your local fire department, school, burn center, or counseling agency to get help from specially-trained experts.




FIRE SAFE
South Carolina




Fire Drill Plans and Prep

We practice fire drills at school and work.
Practice them at home, too.




[Download a Free Home Fire Escape Planner Here](#)



Draw a Plan


- Label each room and mark the windows
- Draw primary and secondary ways out of each room
- Locate and label a safe meeting place outside
- Label smoke alarms
- Label carbon monoxide alarms
- Label fire extinguishers



Fire Extinguishers

Properly placed extinguishers may save your life.

Position fire extinguishers close to an exit so you can easily escape if the room fills with smoke.



Close Doors

Sleeping with bedroom doors closed:

- Slows the spread of deadly smoke,
- Gives you more time to wake up and escape, and
- Slows the growth and spread of fire.

For more planning info, visit: firesafe.sc.gov