

YFS CHAWTON GLOBAL EQUITY INCOME FUND

30 January 2026



CHAWTON
GLOBAL INVESTORS

Investment Objective

The Fund aims to provide a growing income stream and to grow capital over the long term (5 years or more). Each part of this objective will have equal weighting.



Investment Manager

The Fund Investment Manager, Michael Crawford, successfully managed a global equity fund at a large U.S. multi-family office, doubling its value over 7 years to over \$6 billion. He has 26 years' experience and was previously a member of the very successful Deutsche Asset Management team.

Investment Philosophy

The fund will be at least 80% invested in global equities. The Investment Manager will invest in a select (typically 20-50 holdings) portfolio of companies that exhibit high and sustainable returns on capital allowing the companies to both reinvest in the business for growth and provide a meaningful and growing dividend stream to be paid over time. In order to maximise the opportunity of identifying such companies, the Fund will invest in listed equities globally. The Manager believes that to sustain high returns over the long term, companies must adhere to responsible and sustainable investment principles.

Cumulative Performance

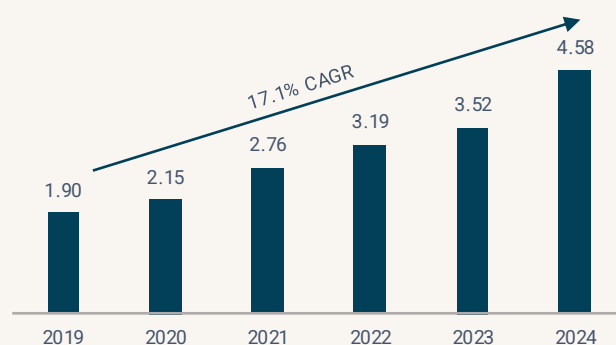
Cumulative performance	3 Month	6 Month	1 Year	3 Year	5 Year	Since Launch*
Fund	3.1%	5.6%	7.5%	33.1%	46.4%	82.0%
IA Global Equity Income	2.3%	6.8%	8.9%	35.2%	63.1%	79.6%

Past performance is not a reliable indicator of future results. The value of your investments and income derived can go down and you may not get back the money you invested. Fund: YFS Chawton Global Equity Income Fund B Acc (£). Launch Date: 21/05/2019. Source: YFS Ltd

Capital Growth

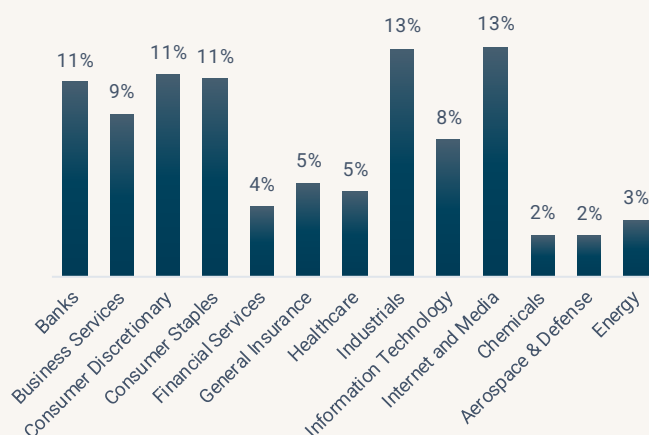


Income Growth



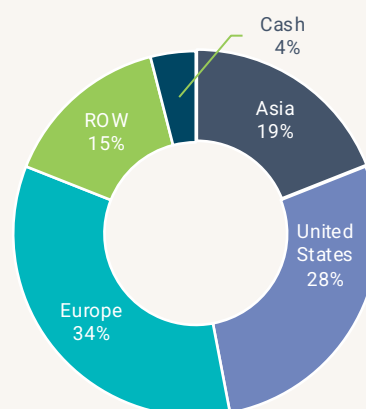
Income distribution in pence per share. 2019 is an estimate based on the portfolio at inception being held from 1 January 2019. Past performance is not a reliable indicator of future results. Source: Chawton Investors LLP

Sector Breakdown



Source: Chawton Global Investors LLP (figures rounded)

Geographic Breakdown



*By revenue



Tel: +44 1483 516064



crawfordm@chawtoninvestors.co.uk



www.chawtoninvestors.co.uk

YFS CHAWTON GLOBAL EQUITY INCOME FUND



Global Portfolio

Source: Chawton Global Investors LLP



Top Ten Positions

Source: Chawton Global Investors LLP

Company	As percentage of portfolio
Pexip	4.5%
Alphabet	4.4%
Svenska Handelsbanken	4.1%
Tencent	3.9%
Atlas Copco	3.8%
Nu Holdings	3.8%
Games Workshop	3.4%
Ferguson	3.3%
Elopak	3.2%
Philip Morris International	3.2%

Discrete Performance

Discrete years (calendar)	2019	2020	2021	2022	2023	2024	2025
Fund	9.3%	14.2%	18.2%	-8.3%	10.8%	7.2%	11.8%
IA Global Equity Income	7.0%	3.2%	18.7%	-1.2%	9.2%	11%	12.8%

Past performance is not a reliable indicator of future results. The value of your investments and income derived can go down and you may not get back the money you invested. Fund: YFS Chawton Global Equity Income B Acc. (£). Launch Date: 21/05/2019. Source: YFS Ltd

How to Invest

Investors may subscribe to the YFS Chawton Global Equity Income Fund directly, or on the following platforms:

HARGREAVES
LANSDOWN



We offer a personal service with access to the portfolio manager. Individuals wishing to invest directly may contact Michael Crawford. Telephone: 0774 746 5364 Email: crawfordm@chawtoninvestors.co.uk

Fund Information

Type of scheme	UK OEIC (UCITS)
Launch date	21 May 2019
Total Net Assets	£22.3M
Number of Holdings	36
Base Currency	GBP (£)
Share Classes	B,C (£,\$,€)
Dealing and valuation	12 noon (UK Bus. Days)
Year End	31 December
Dividend XD dates	01 Apr. Jul. Sep. Dec
Dividend pay dates	31 May. Aug. Nov. Feb.
Last FY Div. payments	4.6p
IA Sector	Global Equity Income
Depository	Natwest T&D Services
ACD	Yealand Fund Services
Fund P/E (Morningstar)	19.3
Fund Yield (Morningstar)	3.0%

Minimum Investments

Class B Shares	£1,000
Class C Shares	£500,000

Management Fees

Class B Shares	0.90%
Class C Shares	0.60%

Ongoing Charge Figure

Class B Shares (£)	1.16%
Class C Shares (£)	0.86%

ISIN Codes

Class B GBP INC	GB00BJ1GY073
Class B GBP ACC	GB00BJ1GXX37
Class B EUR INC	GB00BJ1GY180
Class B EUR ACC	GB00BJ1GXY44
Class B USD INC	GB00BJ1GY297
Class B USD ACC	GB00BJ1GXZ50
Class C GBP INC	GB00BJ1GY636
Class C GBP ACC	GB00BJ1GY305
Class C EUR INC	GB00BJ1GY743
Class C EUR ACC	GB00BJ1GY412
Class C USD INC	GB00BJ1GY859
Class C USD ACC	GB00BJ1GY529

Risks: As a concentrated equity portfolio of typically less than 50 stocks the fund may involve higher volatility and therefore higher risk for those with shorter term investment time horizons (under 5 years). The value of an investment and the income from it can fall as well as rise as a result of market and currency movements and you may not get back the amount originally invested. You should therefore regard your investment as long term. Details of the risk factors are included in the fund's prospectus available [here](#).

YFS Chawton Global Equity Income is a sub-fund of the YFS Chawton Investment Funds ICVC. Full details of the YFS Chawton Investment Funds including risk warnings are published in the YFS Chawton Funds Prospectus, the YFS Chawton Investment Funds Key Investor Information Documents (KIIDs) and in other documents which are available in English, [here](#), and on request from the ACD. The outlook expressed in this factsheet represents the views of the Investment Manager at the time of preparation and should not be interpreted as investment advice nor any invitation to subscribe to shares in the fund. Every effort is taken to ensure the accuracy of the data used in this document but no warranties are given. Chawton Global Investors LLP is authorised and regulated by the Financial Conduct Authority (FCA) No. 825467. Yealand Fund Services (YFS) Limited is authorised and regulated by the Financial Conduct Authority (FCA) No. 530809.



Tel: +44 1483 516064



crawfordm@chawtoninvestors.co.uk



www.chawtoninvestors.co.uk