

# Johnson City Schools



## Mission Statement


The mission of the Johnson City Schools is to enable all students to achieve excellence in learning, social responsibility, and self worth.



## Annual Report 2013 - 2014

Johnson City Schools prohibits discrimination on the basis of race, color, national origin, religion, sex, age, or disability. Johnson City Schools does not condone or practice discrimination in admission or access to, treatment of, or employment in, its programs or activities. Any person who feels he or she has been discriminated against may make an inquiry or file a complaint with Dr. Robbie Anderson, Title VI/ Title IX Coordinator, at 423-434-5220 or PO Box 1517, Johnson City, TN 37605









# SCIENCE HILL HIGH SCHOOL



## 2014 Reward School

**Ranked Top 5%  
Among Tennessee Schools**



Principal: Melanie Riden-Bacon  
Associate Principal: Tony Spears  
Assistant Principal: Jeff Aldridge  
Assistant Principal: Todd Barnett  
Assistant Principal: Josh Carter  
Assistant Principal: Dr. Julia Decker  
Assistant Principal: Kim Kirk  
Enrollment: 2,252  
White: 78.9%  
Black/African American: 12.5%  
Hispanic/Latino: 5.7%  
Asian: 2.5%  
English Language Learners: 1.5%  
Students With Disabilities: 11.0%  
Economically Disadvantaged: 36.7%

- Science Hill High School earned "Reward School" status in the area of performance in the State of Tennessee. Reward status represents performance ranking the top 5% of all schools in the state based on school wide achievement.
- Ranked in the top 3 schools in the State in Algebra II (2nd) and English I (3rd)
- Ranked # 1 in the First Tennessee Region in Algebra I Algebra II, English I, English II, English III, and Biology.
- Exceeded gap closure targets in B/H/NA vs. all students in the areas of Algebra II and English III.
- Exceeded gap closure targets in Economically Disadvantaged vs. Non-ED in the areas of Algebra II and English II.

## Johnson City Schools 2013 -2014

### District Characteristics

Schools: 11  
Students: 7,910  
Grades Served: PK - 12  
Percent receiving Special Education: 14.4%  
Percent Limited English Proficient: 4.9%  
Percent Economically Disadvantaged: 51.8%  
Per Pupil Expenditures: \$9,384  
Graduation Rate: 91.7%

## School Enrollments

Cherokee Elementary (PK - 4)	381
Fairmont Elementary (PK - 4)	549
Lake Ridge Elementary (PK - 4)	510
Mountain View Elementary (K - 4)	475
North Side Elementary (PK - 4)	256
South Side Elementary (K - 4)	369
Towne Acres Elementary (K - 4)	355
Woodland Elementary (PK - 4)	441
Indian Trail Intermediate (Gr. 5 - 6)	1,183
Liberty Bell Middle School (Gr. 7 - 8 )	1,139
Science Hill High School (Gr. 9 - 12)	2,252

## District Ethnic Composition

Asian	2.8%
Black / African American	10.5%
Hispanic or Latino	8.6%
White	73.9%
Other	4.2%



# Message From the Superintendent of Schools



It is a privilege to bring you the Johnson City Schools 2013-2014 Annual Report. The list of accolades and successes you will read about within these pages is a celebration of the strength of our faculties, staffs, building leadership, and the students in our schools. It also reflects the support and thoughtful planning of our Board of Education members. The leadership and guidance of the School Board is critical to our continued success and I appreciate our strong working relationship.

Most importantly, the report reflects the strong support for the Johnson City Schools by our parents and the greater Johnson City community. Strong schools and healthy, neighborhood

communities are closely linked. As such, our quality schools are very much a product of our strong city.

Our schools will continue to work to personalize learning for our students as we forge ahead with our Response To Intervention (RTI) implementation in grades K-6. Additional programs and services with RTI will be expanded to grades 7-12 during the 2015-2016 school year.

How we continue to develop this educational journey will depend on all of us as a community. Your involvement and interest in the Johnson City Schools and in our students will be a critical part of the journey. I appreciate and value your input, support, and involvement in our schools and hope you will assist us in making each student's journey during the 2014-2015 school year an exceptional one.

Sincerely,  
Richard W. Bales, Ed. D.  
Superintendent of Schools

## Liberty Bell Middle School


Principal: Tammy Pearce  
Assistant Principal: Jennifer Moore  
Assistant Principal: Tywan Lawrence  
Enrollment: 1,139  
White: 78.3%  
Black/African American: 12.8%  
Hispanic/Latino: 6.9%  
Asian: 1.6%  
English Language Learners: 2.3%  
Students With Disabilities: 11.0%  
Economically Disadvantaged: 46.3%



- Earned "Level 5" status in all content areas based on 2014 academic growth
- Liberty Bell Middle School offers Chinese 1 and 2
- ScienceTechnologyEngineeringMath (STEM) is offered to 8th graders who qualify through grades and placement testing
- LBMS supports an Award Winning PTSA
- LBMS offers a highly competitive athletic program through TMSAA
- We partner with East Tennessee State University, King University, Northeast State and Milligan College in preparing teacher candidates with clinical experience.



# Indian Trail Intermediate School



Principal: James Jacobs  
Assistant Principal: Dr. Donna Morgan  
Assistant Principal: Chris Feathers  
Enrollment: 1,183  
White: 76.9%  
Black/African American: 13.6%  
Hispanic/Latino: 6.6%  
Asian: 2.6%  
English Language Learners: 2.9%  
Students With Disabilities: 13.5%  
Economically Disadvantaged: 50.6%

- Community partnerships with Coalition for Kids, 21st Century Homework Club, Rise Up, Boys to Men, Girlfriends
- A commitment to creating home-to-school connections to help students achieve their personal best
- After school activities: Geo club, Chess Club, Destination Imagination, Mathletes, Girls On the Run, Morning Mile
- Professional Learning Communities
- Award winning PTA
- A “melting pot” for all Johnson City Elementary Schools

## Board of Education



Front row: Sheila Cox, Kathy Hall (Chair), Lottie Ryans  
Back row: John F. Hunter II, Tim Belisle (Secretary), Tom Hager, Jr., Dr. Richard Manahan (Vice Chair), Dr. Richard Bales (Superintendent)

## Teachers Of The Year!



Dr. Gayle Hughes  
Science Hill High  
(Grades 9-12)



David Ollis  
Indian Trail Intermediate  
(Grades 5-8)



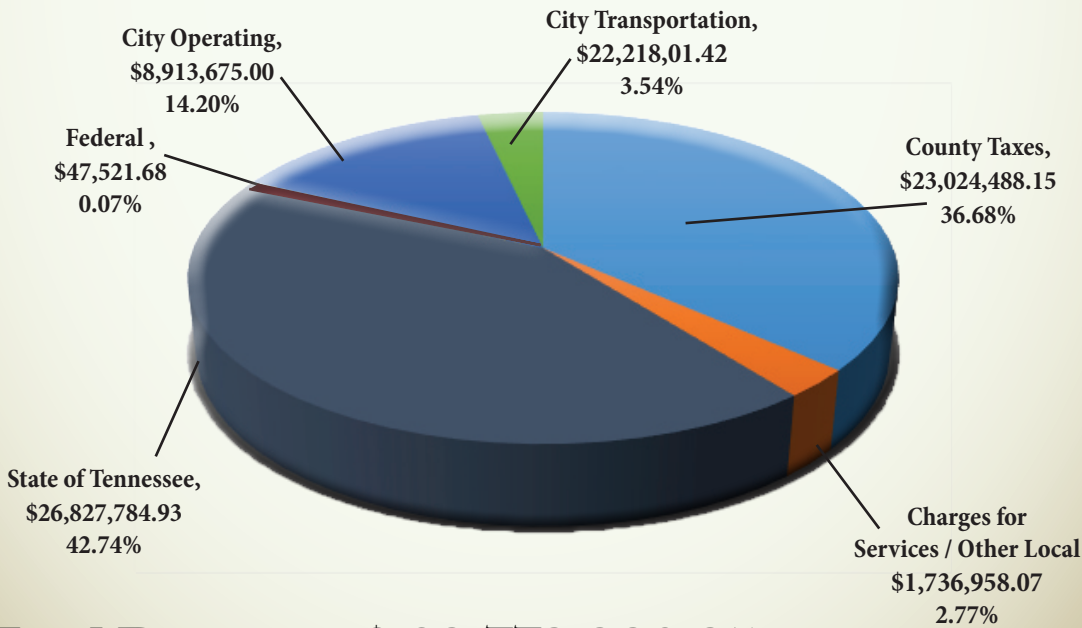
Penny Reece-Wrigley  
Woodland Elementary  
(Grades PK-4)



# Allocating Resources to Improve Student Achievement

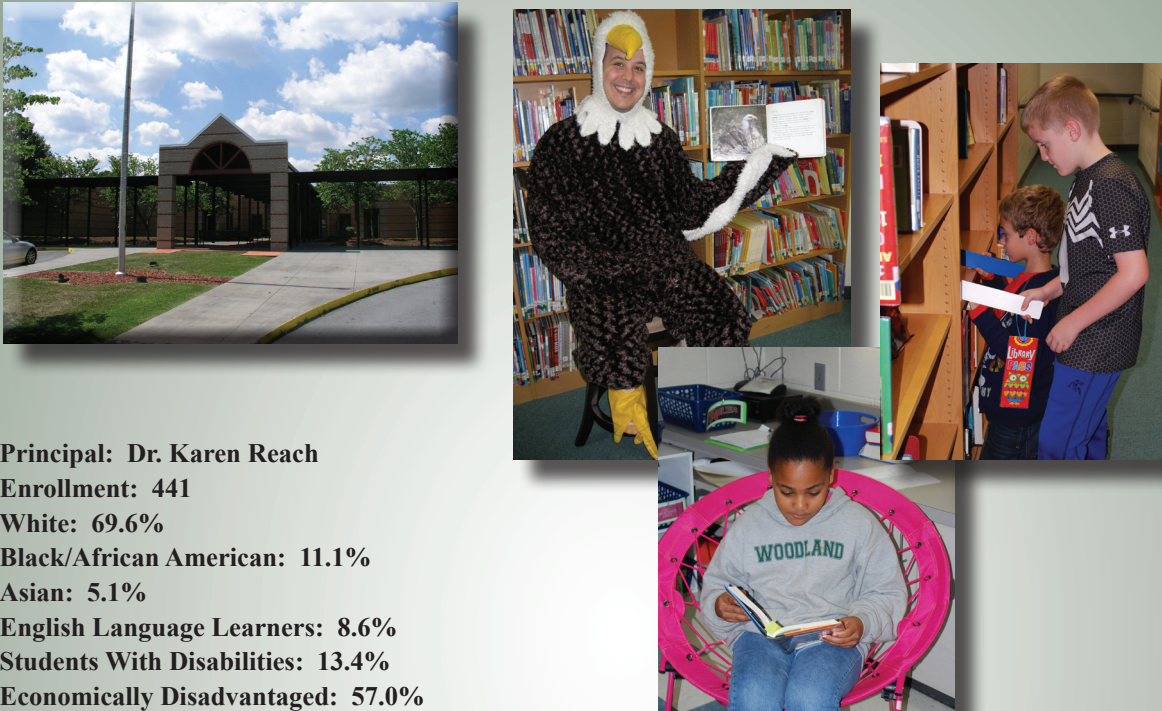
Good stewardship in Johnson City Schools does not simply mean being conservative with the expenditure of tax dollars. It means driving our resources as much as possible towards improving student achievement. This involves making difficult decisions to maximize resources going to the classroom. To help make these decisions, we use our school principals in every step of the budget process to ensure that funds are allocated where they are most needed to improve instruction while still protecting the financial health of the school system.

County Taxes	23,024,488.15	36.68%
Charges for Services/Other Local	1,736,958.07	2.77%
State of Tennessee	26,827,784.93	42.74%
Federal	47,521.68	0.07%
City Operating	8,913,675.00	14.20%
City Transportation	22,218,01.42	3.54%
Total	62,772,229.25	100%



**Total Revenues: \$ 62,772,229.25**

# Woodland Elementary School



Principal: Dr. Karen Reach  
 Enrollment: 441  
 White: 69.6%  
 Black/African American: 11.1%  
 Asian: 5.1%  
 English Language Learners: 8.6%  
 Students With Disabilities: 13.4%  
 Economically Disadvantaged: 57.0%

- 2011 Reward School
- A Learning Focused School
- Earned all “As” in both academic achievement and academic growth on the 2014 Tennessee Report Card
- Spring 2014 Johnson City Schools’ Foundation Student Wiffle Ball Champions
- Our 2014/15 Reading Motto: “Let’s Read. Let’s Soar!”
- Family Engagement Evenings ~ STEM, Family Fitness, & Reading
- Community Partnerships with Boys to Men, Girls on the Run, and Southside Baptist Church
- Outstanding PTA Council & Association
- After-school Homework Club



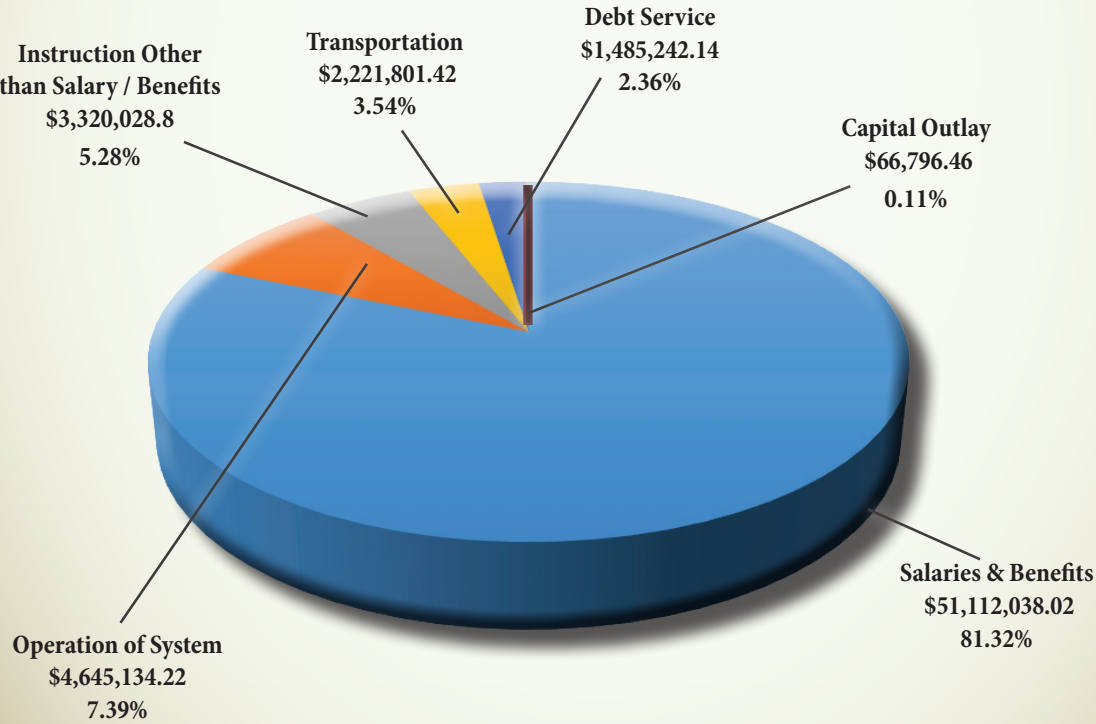


Principal: Dr. Steve Barnett  
 Enrollment: 355  
 White: 85.5%  
 Black/African American: 5.6%  
 Asian: 7.1%  
 English Language Learners: 4.3%  
 Students With Disabilities: 13.9%  
 Economically Disadvantaged: 20.1 %

- Towne Acres is one of three elementary schools in the state to be recognized as a Reward School for academic achievement and student growth for the 2012-2013 school year and the 2013-2014 school year.
- Outstanding PTA and Academic Booster Clubs that support the overall academic program. The PTA has a literacy committee that supports reading and a science committee that supports science instruction and our annual STEM Day.
- Active Girls on the Run and Girl Scout programs
- Extended learning opportunities for students

# 2013-2014 Budget

Salaries & Benefits	51,112,038.02	81.32%
Operation of System	4,645,134.22	7.39%
Instruction Other Than Salary/Benefits	3,320,028.8	5.28%
Transportation	2,221,801.42	3.54%
Debt Service	1,485,242.14	2.36%
Capital Outlay	66,796.46	0.11%
Total	62,851,041.06	100%



**Total Expenditures: \$62,851,041.06**



## District Accomplishments

- On the combined state assessments for 2013-14 school year, Johnson City ranked third in the state among K-12 school systems.
- Towne Acres Elementary School and Science Hill High School were identified as Tennessee "Reward Schools".
- Johnson City Teacher of the Year, Chris Bowen, was selected as one of nine finalists for Tennessee Teacher of the Year.
- Liberty Bell Principal Tammy Pearce was selected as one of nine finalists for Tennessee Principal of the Year.
- Seven Science Hill High School students were named National Merit Finalists.
- Seniors completed 255 college classes while enrolled at Science Hill High School.
- Science Hill High School students completed 642 Advanced Placement classes.
- SHHS students completed 84 International Baccalaureate classes.
- Over eleven million dollars was offered in scholarships to the SHHS graduation class of 2014.
- Towne Acres principal, Dr. Steve Barnett, was named Tennessee's National Distinguished Principal.
- Eight classrooms were added to Indian Trail Intermediate School.

# 2013-2014

## South Side Elementary School



**Principal:** Dr. Anne Littleford

**Enrollment:** 369

**White:** 73.8%

**Hispanic/Latino:** 12.2%

**Black/African American:** 10.4%

**English Language Learners:** 8.6%

**Students With Disabilities:** 10.4%

**Economically Disadvantaged:** 60.4%

South Side  
School

- South Side added two new preschool programs.
- South Side's music teacher received a \$5000.00 grant from The Mooneyhan Foundation to purchase guitars for the music department. Guitar is now a part of music instruction for all 4th graders and some 3rd graders.
- South Side's health conscious teachers sponsor healthy activities and outings for SS children such as Girls on the Run, Boys on Bikes and Walk to School Day. We are also the lucky recipient of Coordinated School Health's Freggie Fridays and Moo Mondays where children are served a tasting of vegetables, fruits and dairy once a month.
- Some of our community helpers and sponsors are Sun Trust Bank, Grandview Christian Church, First United Methodist Church and new this year – Tupelo Honey Café.






Principal: Dr. Sharon Pickering  
 Assistant Principal: Tonya Neas  
 Enrollment: 256  
 White: 52.5%  
 Hispanic/Latino: 10.8%  
 Black/African American: 35%  
 English Language Learners: 5.1%  
 Students With Disabilities: 7.1%  
 Economically Disadvantaged: 85.4%



- North Side Elementary has strong community partnerships with ETSU, Coalition for Kids, Rise-Up, Carver Recreation, Memorial Park, Boys & Girls Club, Girls Inc., Munsey United Methodist, Faith Fellowship, Central Baptist Church, and Second Harvest.
- North Side's PAWS (OLWEUS) program continues to support students in the area of bullying prevention.
- Provides Chinese instruction for all students



# Academic Achievement

Johnson City Schools scored all A's in achievement in grades 3-8 in Math, Reading/Language, Science, and Social Studies, according to the 2014 Tennessee Report Card. For value-added learning gains, Johnson City Schools scored A's in Math, Science, and Social Studies and a B in Reading/Language Arts. At the high school level, Johnson City Schools significantly exceeded the state in students scoring proficient/advanced in Algebra I, Algebra II, Biology, English I, English II, and English III.

## Academic Achievement Scores Grades 3-8: TCAP Criterion Referenced Academic Achievement

Three Year Average	2014 (Johnson City Schools)		2014 (State of Tennessee)	
	Score	Grade	Score	State
Math	68	A	57	A
Reading / Language	61	A	52	B
Social Studies	62	A	57	A
Science	63	A	54	B

## TVAAS – Valued Added Scores Grades 4-8: Academic Growth

Three Year Average	2014 (Johnson City Schools)		2014 (State of Tennessee)	
	Mean Gain	Grade	Score	Grade
Math	3.3	A	2.9	A
Reading / Language	0.7	B	0.2	C
Social Studies	2.0	A	1.3	B
Science	3.0	A	0.8	B

## ACT Achievement Scores

	2012	2013	2014	(3-Year Average)	2014 (State)
Composite	22.1	22.1	22.1	22.1	19.1
English	21.9	21.8	21.7	21.8	19.6
Math	22.0	22.1	21.9	22.0	19.2
Reading	22.2	22.1	22.5	22.3	20.1
Science / Reasoning	21.6	21.7	21.8	21.7	19.6



# Academic Performance

How does Johnson City Schools compare to the other 139 school districts in Tennessee based on 2013-2014 state assessments?

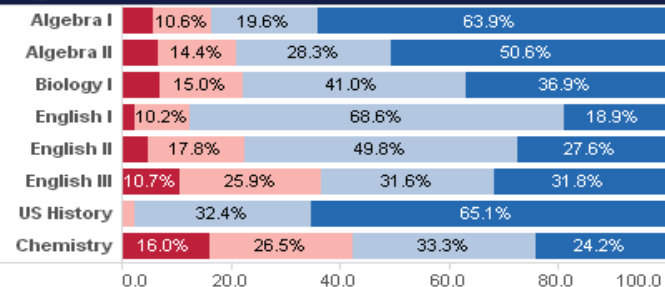
#5 in Reading/Language Arts (grades 3-8)  
 #7 in Mathematics (grades 3-8)  
 #7 in Algebra I  
 #2 in Algebra II  
 #13 in Biology  
 #3 in English I  
 #7 in English II  
 #4 in English III

**2013-2014 Johnson City Schools**  
 (Academic Performance for grades 3-8)  
 Percent of students making Adequate Yearly Progress (AYP)

Grades	Reading/Lang. Arts		Math		Science		Social Studies	
	JCS	State	JCS	State	JCS	State	JCS	State
Grade 3	56.3	43.8	69.6	56.5	73.9	67.6	90.8	84.4
Grade 4	66.3	48.7	65.5	48.3	70	56.7	91.5	87
Grade 5	67.1	52.6	76.1	61.2	77.2	64.2	91.9	85.9
Grade 6	73.3	55.2	74.8	49.9	77.6	62.2	91.4	87
Grade 7	65.1	50.4	67.7	44.2	83	65.1	92	83.7
Grade 8	64.5	46.5	63.7	40	83.2	65.8	90.5	82.5

■ % Below Basic ■ % Basic ■ % Proficient ■ % Advanced

**Achievement: Johnson City, Science Hill High School**



# Mountain View Elementary School

Principal: Melissa Stukes  
 Assistant Principal: Josh Simmons  
 Enrollment: 475  
 White: 60.3%  
 Hispanic/Latino: 9%  
 Black/African American: 30%  
 English Language Learners: 6.1%  
 Students With Disabilities: 10.5%  
 Economically Disadvantaged: 93.3%



- Mountain View partners with several agencies and organizations that help assist our students with a variety of resources and materials. We are pleased to work with Grace Fellowship Church, Coalition for Kids, Homework Club, Rise-Up, Boys & Girls Club, Girls Inc., Carver Recreation, and Memorial Park.
- Mountain View implements the OLWEUS bullying prevention program. At Mountain View, we call this the P.E.A.C.E. program. P.E.A.C.E. educates staff, students, parents, and the community about behaviors related to bullying. The program also implements measureable action plans for reducing bullying behaviors at school.
- We offer Arts programs to our students, such as ballet, chorus, and orchestra.
- MV is the first school in the state of Tennessee to be the recipient of Frontier Health's System of Care (SOC) Expansion grant that provides SOC services to the students and families of Mountain View. These services include the Arts Club (after-school and summer program), counseling services, summer camp opportunities, resource services, and so much more!





# Lake Ridge School

Home of the Explorers



**Principal:** John Phillips

**Enrollment:** 510

**White:** 82.4%

**Hispanic/Latino:** 7.1%


**Black/African American:** 4.3%

**Asian:** 4.4%

**English Language Learners:** 4.5%

**Students With Disabilities:** 13.5%

**Economically Disadvantaged:** 22%



- Provides Spanish instruction for all students
- Early Childhood Learning Center for three- and four-year olds
- Acknowledgement of our PTA raising \$13,500 for teacher grants
- 2012-2013 Reward School – top 5% in achievement of all schools in the state
- Fully implemented OLWEUS bullying prevention program
- A member of H.A.B.I.T. – an animal-assisted therapy program where volunteers bring trained dogs for the children to relax and read to them

# Athletic Accomplishments

## Fall Sports

- Girls' Golf: Conference Champions, District Champions, Regional Champions, State Champions
- Varsity Football: Big 7 Champions, 2nd Round Play-Offs
- Girls' Cross Country: Conference Champions
- Middle School Girls' Soccer: Undefeated Conference Champions

## Winter Sports

- Varsity Girls' Basketball: Conference Champions, District Champions, National Ranked (31-1)
- JV Girls' Basketball: Conference Champions and District Champions
- Boys' Basketball JV: Conference Champions and District Champions
- 9th Boys' Basketball: Conference Champions and District Champions
- Wrestling: District and Regional Champions
- Girls' Wrestling: East Region Champions and State Champions
- Swimming and Diving: Northeast Tennessee Regional Champions

## Spring Sports

- Boys' Soccer: Conference Champions, District Champions, Region Champions, Sub-State Champions, State Final 4- Nationally Ranked
- Boys' Middle School Soccer: Undefeated Conference Champions
- 8th Grade Baseball: Conference and District Champions
- Girls' Track: Conference Champions



# Cherokee Elementary School



Principal: Mary Nell McIntyre  
 Enrollment: 381  
 White: 77.4%  
 Hispanic/Latino: 15.7%  
 Black/African American: 4.3%  
 English Language Learners: 12.2%  
 Students With Disabilities: 12.2%  
 Economically Disadvantaged: 60.1%

- Community partnerships with Knoxville TVA Credit Union, Coalition for Kids, and Girls on the Run
- Active PTA responsible for planning and implementing numerous family events
- \$10,000.00 grant from MSHA for Math and Movement – interactive materials to promote math skills and physical fitness
- Cherokee Challenge – after-school tutoring and remediation program
- Cherokee Computers and Communication – workshops targeted toward ESL families
- Interactive Brain Gym and student-led daily announcements streamed live each morning

# Fairmont Elementary School



Principal: Carol McGill  
 Assistant Principal: Josh Simmons  
 Enrollment: 549  
 White: 72.9%  
 Hispanic/Latino: 7.1%  
 Black/African American: 17.1%  
 Asian: 4.7%  
 English Language Learners: 4.5%  
 Students With Disabilities: 13.5%  
 Economically Disadvantaged: 59.4%



- 2011 National Blue Ribbon School
- 2012 National Distinguished Title I School
- 2013 Tennessee Performance Reward School
- The new facility opened in 2011.
- Extended Learning Programs and Year Round Library Program