ELECTRICAL NOTES (PERTAINS TO ALL UNITS)

1. ALL ELECTRICAL WORK SHALL CONFORM TO LATEST LOCALLY-ADOPTED VERSION 6 OF THE 2017, BOTH GENERAL BUILDING & RESIDENTIAL EDITIONS, 2014 NATIONAL ELECTRIC CODE (N.F.P.A 70 & 70A) N.F.P.A. 72, 2014 AND NATIONAL FIRE PREVENTION CODE 2014.

2. DESCRIPTIONS OF CIRCUITING IS REQUIRED FOR OBTAINING A BUILDING PERMIT. IF ELECTRICAL CONTRACTOR DEVIATES FROM THE INFORMATION CONTAINED HERE-IN, IT WILL BE THEIR RESPONSIBILITY TO CREATE A REVISED FINAL AS-BUILT CIRCUIT PLAN AND PANEL SCHEDULE SUITABLE FOR ARCHITECT TO REVIEW AND G.C. TO PROCESS THRU BUILDING DEPT.

3. FOR CLARIFICATION AS TO FIXTURE TYPES AND COLORS, AND OTHER SUCH CONSIDERATIONS, CONSULT OWNER/GENERAL CONTRACTOR CONTRACT DECLARATIONS.

4. ALL OUTLETS CONNECTED TO 15A & 20A BREAKERS SHALL BE LISTED AS TAMPER-PROOF AS PER NEC 2014 – 406.11 OR AS APPLICABLE

5. CONTRACTOR SHALL PROVIDE HARDWIRED COMBINATION MONOXIDE DETECTORS AND SMOKE DETECTORS AS PER NOTE 14.

6. SEE RISER SCHEDULE FOR ARC FAULT CURRENT INTERR. (AFCI) BREAKER LOCATIONS, WHICH ARE TO COMPLY WITH NEC 2014 SECTION 210.12.

7. ALL FUSES AND BREAKERS INTENDED TO INTERRUPT ANY GIVEN CIRCUIT AT FAULT LEVELS SHALL HAVE A LISTED INTERRUPTING RATING FOR THE NOMINAL CIRCUIT VOLTAGE (120V OR 240V), REQUIRED TO CLEAR THAT CIRCUIT.

8. G.C. AND SUB-CONTRACTORS SHALL COORD. ALL LOCATIONS OF CONDUIT SLEEVES IN PRECAST CONCRETE WALLS, BEAMS AND CAP BEAMS. IT IS NOTED THAT NO CUTTING OR PIERCING OF WALL OR BEAMS NOTED WILL BE PERMITTED; ALL CONDUITS SHALL BE PLACED ON WALL SURFACES WITHIN GWB FURRED SPACE. THIS INCLUDES PLACEMENT OF SEWER LINES / WATER LINES THROUGH CONC., CONSULT AERIAL PRECAST ON THESE MATTERS.

9. ARC FAULT AREA REGULATIONS – INT'R. LIVING SPACES –(NEW AS OF NEC 2014 CODE, SECTIONS 210.12(A) & 210.12(B) – ARC FAULT INTERRUPTER PROTECTION (A.F.I.C.) WILL OCCUR IN ALL RECEPTICLES IN MASTER BEDROOM, MASTER BATH AND CLOSET, HALLWAY, ADDIT. (2) BEDROOMS AND 2ND BATH AT 2ND FLOOR,, AND ALL LIVING AND DINING AREAS, FOR ALL CIRCUITS STATED IN SCHEDULE FOR THESE AREAS.

10. ELECTRICAL CONTRACTOR TO SUPPLY AS-BUILT SHOP DRAWINGS VERIFYING INSTALLATION DATA CIRCUITS AND SYSTEMS. SOME OUTLETS THAT EXIST, IF IN GOOD CONDITION, MAY WANT TO BE RE-USED; COORDINATE WITH GC AND OWNNER IN THIS ISSUE.

11. COORDINATE CIRCUIT BREAKER SIZE W. MANUF. NAMEPLATE AS PER ELECTR. & MECH. CONTR. SHOP DRAWINGS. PROVIDE (2) 1-POLE CK. BRK, W/ TIE HANDLE

12. ALL OUTLETS WITHIN 8'-0" OF ANY WATER SOURCE, OR IN KITCHEN & DINING AREAS, OR EXTERIOR AREAS, SHALL BE IN GFIC (GROUND FAULT INTERRUTING CURRENT) CIRCUITS.

13. GENERAL LIGHTING, RECEPTACLES, AND CLG. FAN LOADS ARE BASED ON 3 VA/PSF OF USABLE AREA.

14. COMB. SMOKE DETECTORS / CARBON MONOXIDE DETECTORS SHALL BE 115V WITH MONITORED BATTERY BACKUP AND BE HARD-WIRED. THEY SHALL OCCUR AT INSIDE AND OUTSIDE OF ALL SLEEPING ROOMS WITHIN 10' OF DOORS. ALL DETECTORS SHALL BE INTERCONNECTED TO SAME CIRCUIT, EITHER KITCHEN LIGHTS OR BATH LIGHTS. SMOKE DETECTORS SHALL NOT BE INSTALLED WITHIN 3' OF A/C RETURN OR SUPPLY GRILLES, OR BATHROOM DOORS. DETECTORS SHALL OCCUR IN THE HIGHEST PART OF CEILINGS, IF ROOM HAS MULTI-LEVED CEILING. CONTRACTOR TO FOLLOW FS 553.885 /RULE 9B-3.0472

15. ALL LIVING AND SLEEPING AREA OUTLETS SHALL BE COMBINATION TYPE BREAKERS AS PER NEC 2014, SECT. 210.12B, & HAVE ARC FAULT INTERRUPTING PROTECTED CIRCUITING (AFCI). THESE INCLUDE ALL LIGHTS, FANS, SMOKE DETECTORS, ETC.

16 ELECTR. SUB. SHALL ASSURE THAT ALL EQUIPMENT SHALL HAVE MIN. CIRCUIT AMPACITY PER MANUFACTURER'S WRITTEN SPECIFICATIONS, VIA PRIOR COORDINATION.

17. 'ROMEX' CABLE/CONDUIT IS ACCEPTABLE IN LIEU OF SPECIFIED WIRE AND CONDUIT, IF G.C. ARRANGES W/ OWNER AND IS ACCEPTED BY ELECTR. INSPECTOR.

18. CEILING-MOUNTED JUNCTION BOXES SHALL BE BRACED FOR PADDLE FANS, WHERE OCCURRING.

19. PROVIDE HIGH-PRESSURE FITTINGS AT MAIN SERVICE, DUE TO MAIN FEEDER WIRING.

20. PER NEC 2014 SECTION 110.9, AND SECTIONS 210.12(A) & 210,12(B), ALL EQUIPMENT (FUSES, CIRCUIT BREAKERS AND MAIN SERVICE BREAKERS) INSTALLED TO INTERRUPT CURRENT AT FAULT LEVELS, SHALL HAVE AN ADEQUATE U.L. RATING LEVEL TO AVOID RUPTURE IF INTERRUPTION OCCURS.

21. THESE SET OF ELECTRICAL PLANS CONTAINS AN ENGINEERED SERIES OF COMBINATION SYSTEM OR A TESTED SYSTEM, MEETING N.E.C. 2014 -SECTION 110.22 (A THRU C) – ALL EQUIPMENT SHALL MEET FAULT CURRENT RATINGS PER SECTION 110.9, CALCULATED FROM THE F.P.&L. TRANSFORMERS' MAXIMUM PROJECTIONS.

22 BREAKERS FOR SERVICE IN KITCHEN AND BOTH LAUNDRY AREAS SHALL BE OF A.F.C.I. TYPE, AS PER NEC 2014 SECTION 210.12. SEE NOTE #9 AS WELL.

23 ELECTR. SUB SHALL INSTALL LIGHTING AND FIXTURE TYPES IN ACCORDANCE TO NEC 2014, SECTION R404.1, WHICH STATES THAT A MINIMUM OF 75% OF PERMANENTLY INSTALLED LIGHTING FIXTURES SHALL HAVE HIGH EFFICIENCY LAMPS.

24 IT IS NOTED THAT BASED ON HOLLYWOOD CITY ORDINANCE RELATED TO ELECTRICAL SERVICE, NO ELECTRICAL OUTLETS OR EXT'R. EXPOSED SERVICE SHALL BE LOCATED BELOW BASE FLOOD ELEVATION + 1 FOOT BASE ELEVATION.

ELECTRICAL LEGEND

- 120V. DUPLEX
- GFI — 120V. DUPLEX GROUND FAULT INTERR.
- 120V. QUAPLEX INTERIOR
- 120V. DUPLEX SWITCHED OUTLET
- 120V/208V. SPEC. OUTLET
- TELEPHONE/INTERNET
- 120V. FIXT., WALL-MOUNTED
- S — WALL SWITCH-STANDARD 1-WAY
- S 3 — WALL SWITCH 3-WAY
- EXHAUST FAN 120V. – WIRED
- 2' X 2', 2-3W TUBE 120V. FLOURESC. WHITE FREZNEL REFLECTORS
- 2' X 4', 4-32W TUBE 120V. FLOURESC. WHITE FREZNEL REFLECTORS
- 1' X 8', 2-40W TUBE 120V. FLOURESC. WHITE FREZNEL REFLECTORS
- CHANDELIER BY OWNER – CLG. LIGHT – 75W. MAX. 120/208V
- MISC. SURFACE-MOUNTED CLG. LIGHT – 75W. MAX. 120/208V
- 5"H. MINI HI-HAT LED LIGHT – 75W. MAX. 120/208V
- INTERNET — FLR.-MOUNTED OUTLET – 120V. POWER OUTLET & INTERNET OUTLET
- TV — WALL-MOUNTED @ 84" – 120V. TV OUTLET OR CABLE OUTLET
- T — WALL-MOUNTED THERMOSTAT
- SD — SMOKE DETECTOR 120V. – WIRED
- ILLUM. EXIT SIGN – 120V. WIRED, WITH BATTERY BACKUP
- COMB. EXIT SIGN/EMERG. LIGHTS-120V. WIRED, WITH BATTERY BACKUP
- PRIMARY SWITCHED CLG. LIGHT OUTLET WITH OPTIONAL CLG. FAN CONNECTION (WALL SW. OR PULL SWICTH OPTION- DEVEL. DECISION)

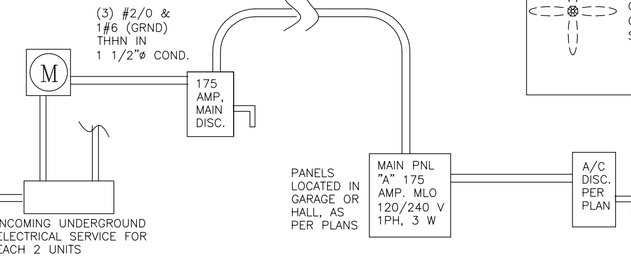

ELECTRICAL SCHEDULE AND CALCULATIONS

TYPICAL INTERIOR PANEL AT GAR. OR GRN'D. LEVEL HALL

TYPE: SQUARE D LOADCENTER OR EQUAL — CAPACITY: 42 CKT., 175 AMPS
SERV.: 115/230V., 1-PHASE, 3W., 42 CKTS. — NEUTRALS: FULL
MOUNTING: SEMI-RECESSED MTD. ON STUD WALL — AIC RATING: 10,000

KVA DEM	KVA N/D	TR/PL	C.	W.	EQUIPMENT	CKT	CKT	EQUIPMENT	W.	C.	TR/PL	KVA N/D	KVA DEM
	(5.0 KW)	30 A / 2P		3/#10	A/C EXTR. COND. #1	1	2	A/C FAN COIL UNIT – AT 2ND FLOOR HEAT STRIP	3/#8		40 A / 2P		8.0 KW
						3	4						
	5.0 KW	30 A / 2P		3/#10	ELECTRIC WATER HEATER – 52 GAL.	5	6	COOKTOP/OVEN	3/#6		50 A / 2P	10.0 KW	
						7	8						
	.7 KW	15 A / 1P		#14	OUTLETS/LIGHTING FAMILY ROOM-BREAKFAST	9	10	MICROWAVE	#12		20 A / 1P	1.2 KW	
	1.2 KW	20 A / 1P		#12	LAWN SPRINKLER SYSTEM	11	12	DISHWASHER	#12		20 A / 2P 4-PLEX OUTLET	2.4 KW	
	1.2 KW	20 A / 1P		#12	SPECIAL GARAGE-GFIC VEHICLE CHARGING STAT.	13	14	GARBAGE DISPOSAL	#12				
	.7 KW	20 A / 1P		#14	OUTLETS/LIGHTING –GFIC EXT'R & ENTRY CANOPY	15	16	REFRIGERATOR –GFI	#12		20 A / 1P	1.2 KW	
	.7 KW	15 A / 1P		#14	OUTLETS AND LIGHTING * ARC FAULT BREAKER *	17	18	SPEC. KITCHEN APPL. GFI	#12		20 A / 1P	1.5 KW	
	1.0 KW	20 A / 1P		#12	GFI FOR BATHS-2ND FLOOR	19	20	SPEC. KITCHEN APPL. GFI	#12		20 A / 1P	1.5 KW	
	.7 KW	15 A / 1P		#12	OUTLETS AND LIGHTING	21	22	DINING AREA CKT.	#14		15 A / 1P	.7 KW	
	5.0 KW	30 A / 2P		3/#10	CLOTHES DRYER	23	24	EXT. OUTLETS/LIGHTS-GFIC	#14		15 A / 1P	.7 KW	
						25	26	CLOTHES WASHER	#12		20 A / 1P	1.5 KW	
	.7 KW	15 A / 1P		#14	OUTLETS AND LIGHTING LIVING, KIT., ENTRY GFIC	27	28	OUTLETS AND LIGHTING BEDROOM 3 2ND FLOOR	#14		15 A / 1P	.7 KW	
	.7 KW	15 A / 1P		#14	OUTLETS/LIGHTING BEDROOM 1 2ND FLOOR	29	30	OUTLETS AND LIGHTING	#14		15 A / 1P	.7 KW	
	.7 KW	15 A / 1P		#14	OUTLETS AND LIGHTING BEDROOM 2 2ND FLOOR	31	32	SIMPLEX OUTLETS –GFIC GAR. DR. OPENER	#12		20 A / 1P	1.2 KW	
	.7 KW	15 A / 1P		#14	OUTLETS AND LIGHTING	33	34	SPACE					
	.7 KW	15 A / 1P		#14	OUTLETS/LIGHTING FAMILY ROOM/BREAKFAST	35	36	SPACE					
	1.2 KW	20 A / 1P		#12	OUTLETS/LIGHTING –GFIC * EXT'R & ENTRY CANOPY *	37	38	SPACE					
	.7 KW	15 A / 1P		#14	OUTLETS/LIGHTING KITCHEN LIGHTS	39	40	SPACE					
					SPACE	41	42	SPACE					
	21.6 KW											23.3 KW	

TOTALS

FIRST 10.0 KW (10,000 W) @ 100% = 10,000 W.
BAL. 34.9 KW (34,900 W) @ 40% = 13,960 W.
A/C 8.0 KW (10,000 W) @ 100% = 8,000 W.

21.6 KW + 23.3 KW = 44.9 KW = 44,900 W.

SUB-TOTAL = 31,960 W., /230V. = 138.96 AMPS

THIS SCHEDULE, RESULTANT LOADS, AND GENERAL NOTES PERTAIN TO ALL 12 TOWNHOUSE UNITS, AS TOWNHOUSES IN BLDGS. 3, 4, 5, & 6 ARE 10 SQ. FT. LESS, AND ELECTR. LOADS FOR THOSE TOWNHOUSES MATCH.

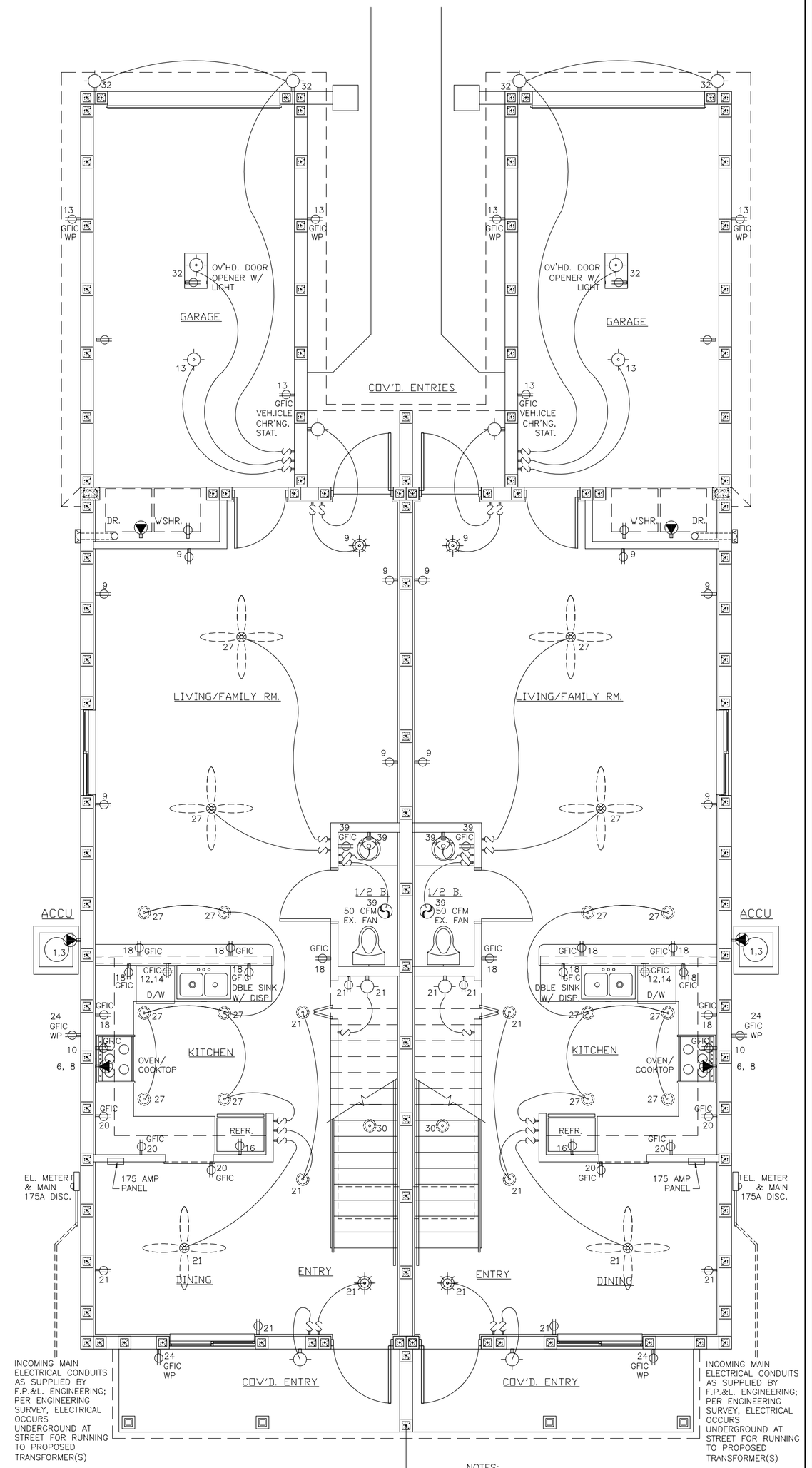

NOTES:

1. THE SCHEDULE, RESULTANT LOADS, AND GENERAL NOTES SHOWN AND INDICATED ON DRWG. E-1 (OR E-1a) PERTAIN TO ALL 12 TOWNHOUSE UNITS, AS TOWNHOUSES IN BLDGS. 3, 4, 5, & 6 ARE 10 SQ. FT. LESS, AND ELECTR. LOADS FOR THESE TOWNHOUSES MATCH BLDGS. #1 & #2.

2. POWER WILL BE BROUGHT IN BY F.P.&L. CO. FROM DETUE STREET, AS F.P.L. HAS TRANSFORMERS AND WILL INSTALL ONE OR 2 ACROSS STREET OF EXISTING TRANSFORMER USED FROM CRISPUS COMMONS PHASE 1 S.F. RESIDENCES. SEE PLAN A-1u. FOR LOCATION.

FIRST FLOOR ELECTRICAL PLAN

SCALE: 1/4" = 1'-0"

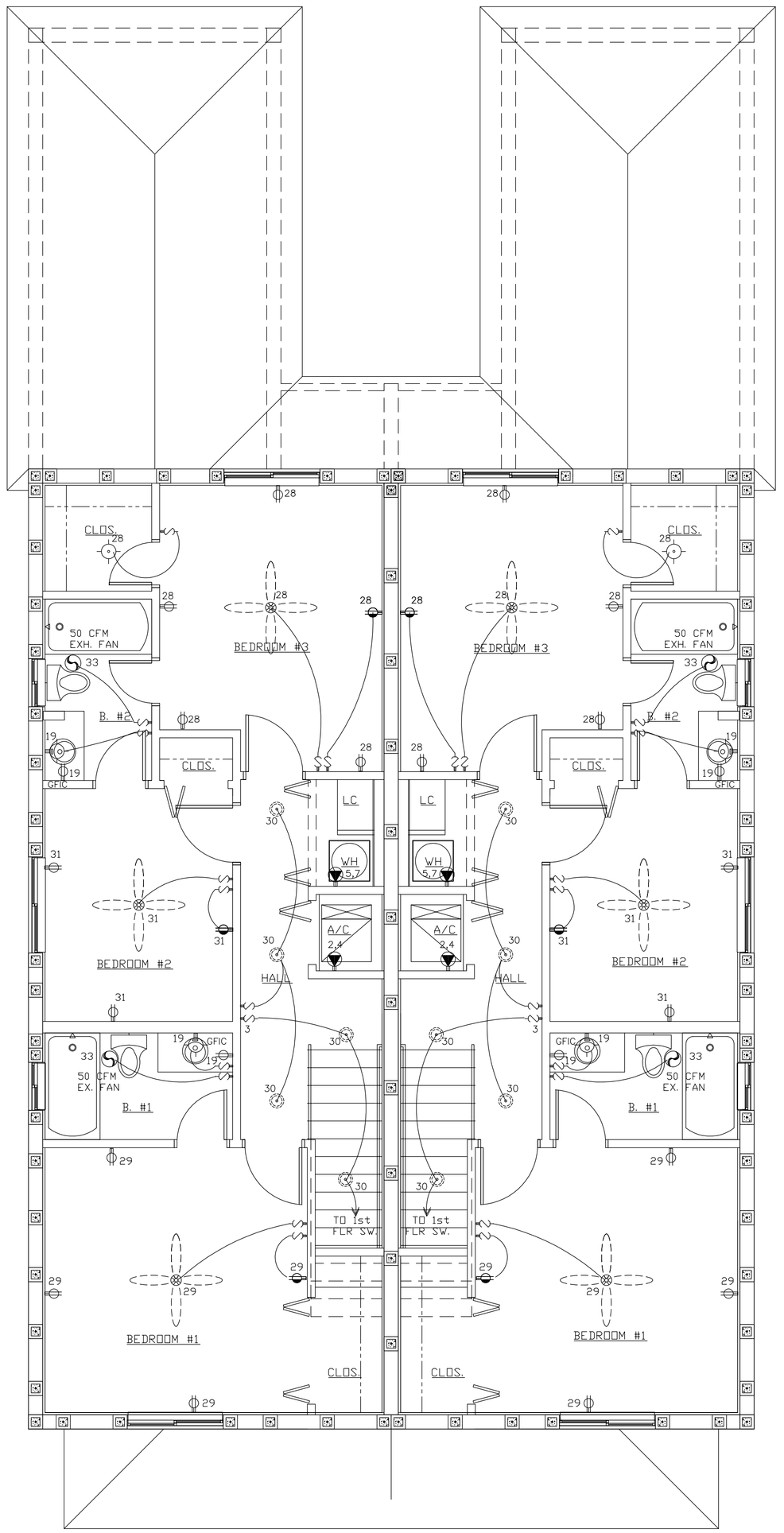

BUILDING TYPE 'B'

BUILDINGS #3, #4, #5 & #6

SECOND FLOOR ELECTRICAL PLAN

SCALE: 1/4" = 1'-0"

PER CITY MTG. 10-8-2018 DUPLIC. FOR PERMIT ISSUE 100% COMPLETE-SEPAR. 6 BLDGS S&S -OCT. 15, 2018

OWNER REVIEW ISSUE- FOR APPR. & PERMIT ISSUE -100% COMPLETE OCT. 5-2018

OWNER REVIEW ISSUE- FOR APPR. -75% COMPL. AUG-29-2018

FIRST OWNER ISSUE- FOR REVIEW AND APPR. AUG-03-2018

ISSUE DATES

CRISPUS COMMONS PARCEL 'A' PH. 2 – 12 RESIDENTIAL TOWNHOUSES
EVANS STREET AND NORTH 22nd AVENUE, HOLLYWOOD, FLORIDA

L E BARRERA ARCHITECTURE, INC. – LOUIS E. BARRERA ARCHITECT
2707 NW 116TH TERRACE CORAL SPRINGS, FLA. E-MAIL: barrera1264@bellsouth.net

FLA. REGISTR. #AR008736

TELEPHONE 954.261.9657

DRAWN BY:

E-1

BLDGS. 3, 4, 5 & 6

© 2018 LOUIS BARRERA ARCHITECT – FOR USE ON STATED SITE ONLY – NOT TO BE COPIED WITHOUT ARCHITECT'S PERMISSION