



Find a Local Distributor

1-800-483-9628

8:00a to 6:00p CST

Monday-Friday

Technical Service

1-833-45COLOR

(1-833-452-6567)

More Information Online

www.Brickform.com

www.solomoncolors.com



Table of Contents

Why Buy Brickform? 3

Web/Training & Stamp App.... 4

Texturing Products 5-67

 Seamless Texture Skins 5-15

 Concrete Dimensions Stencils 16-21

 Paladiano Texture Mats 22-28

 Stone Texture Mats 29-42

 Slate Texture Mats 43-47

 Brick Texture Mats 47-49

 Wood Texture Mats 50-53

 Tile Texture Mats 54

 Border Tools 55

 Creative Images Texture Mats 56-59

 Contractors Choice 60

 Gang Tools 61

 Overlay Texture Mats 62

 Cal-Trans Series Texture Mats 62

 Graphic Warning Texture Mats 62

 Ultra-Liners 63

 Step-Liners 64-65

 Paper Stencils 66-67

 Imprint Tools 68

 Texturing Accessories 69

Coloring Products 70-87

 Color Hardener 70-71

Sample Combinations foldout

 Antique Release 72-73

 FreestylePRO 74

 Cem-Coat 75

 Antique-It 76

Standard Color Selection Guide

 DAY1 77

 Liquid Release 78

 MagVibe 78

 Surface Deactivator 79

 Brickform Powdered Color 80

Powdered Integral Color Card

Solomon Dry Pigment

Ready Mix Color Card

 Solomon Colors Powdered Color 81

 Blush-Tone Acid Stain 82-83

 E-Stain 84-85

 ARTesian Stain 86-87

Polishing Products 88-91

 Lythic 88-89

 Pro Dye *PLUS* 90-91

Finishing & Maintenance 92-93

 E-Etch 92

 Evaporation Retarder 92

 Neutra Clean 92

Resurfacing Products ... 94-103

 Stampable Overlay 94-95

 Micro-Topping 96-97

 SM Professional Grade 98-99

 Vertical Mix 100-101

 Triple Seven Bond Coat 102

 Overlay Liquid Colorant 102

 Turtle Set 102

Sealers 104-109

 UreMax WB 104

 Poly-Astic 104

 DecoPoxy 104

 Stealth-Seal 104

 Stealth-Seal Premium 104

 Gem Cure & Seal 105

 Satin Cure & Seal 105

 Gem-Seal 106

 Poly-Seal 106

NEW Poly-Tint 106

 Safety-Seal 106

 Satin-Seal 107

 Strip-It 107

 Premium Acrylic Floor Finish 107

 Tinta' Seal 108

 Traction Grip 108

 Matte-Magic 108

 Sealer Properties Checklist 109


**Systems Approach to
Decorative Concrete .. 110-111**

Why Buy Brickform? Fast, Friendly, Expert Service

Experts are available to answer questions about our products and how they work as a system. Our Customer Service Department can help you to find a distributor in your area. Our Technical Support Team can answer application and installation questions. Call today for more information.

Account Managers

Exceptional customer service is our goal. Brickform strives to exceed expectations by resolving issues on the first call. We have dedicated, knowledgeable Account Managers to help make your project a success from start to finish.



Technical Support

Have a technical or jobsite question? Contact a Brickform Technical Support Representative for more information at 1-833-45COLOR (1-833-452-6567).

At Brickform, we want to make sure you have the support you need. We are devoted to providing the most comprehensive information and education to architects, distributors, contractors, and installers.

Brickform works with dealers nationwide to sponsor hands-on demonstrations where installers are presented with the latest in products and techniques.

Technical information, tips, and color charts are all available on our website. Up-to-the-minute schedules of our latest product demos are posted. We participate in many local and international trade shows where we showcase new products, instructional videos, and demonstrations for attendees.

Our technical specialists are only a phone call away and are trained to answer your questions. Area Managers are also available for jobsite consultations.

Shipping & Traffic

Once you have placed your order, the Brickform team of logistics specialists take over to ensure that your order is packaged and shipped. These experienced professionals ship your order in the fastest, most economical way possible. You may also choose your own trucking company or company truck for your shipment.

Product Knowledge

Brickform understands your desire to know how our systems work. Our Area Managers can arrange accredited architectural presentations or product knowledge meetings.

Nationwide Sales Support

The Brickform Area Manager provides ongoing superior service. Brickform understands the meaning of quality support, so we have chosen Area Managers with the background, knowledge, and expertise to answer your questions quickly and correctly. Contact Customer Service at 1-800-483-9628 for the name and contact information for your local Area Manager.

Find a Contractor/Installer

Need help getting started on your dream project? Call 1-800-483-9628 to be referred to a Brickform distributor near you. Ask your local distributor to recommend a contractor who specializes in using Brickform decorative concrete products or visit myconcretecontractor.com.

Training

Brickform supports hands-on training and demonstrations across the nation, where installers are presented with the latest in product knowledge and techniques. In order to ensure the highest quality customer service, our Area Managers participate in these training sessions. More information available at Brickformtraining.com.





BRICKFORM TRAINING

Learn more. Earn more.



Join us at one of our training seminars in Springfield, IL or Rialto, CA. You will receive in-depth instruction on cutting edge decorative concrete products and techniques. Seminars feature lectures, demonstrations, and hands-on training.

www.Brickformtraining.com



stamp app

DECORATIVE CONCRETE AUGMENTED REALITY



Search for **Brickform StampApp** on the Apple iTunes Store or Google Play!

Solomon Colors and **Brickform** are excited to bring you the decorative concrete augmented reality app that will revolutionize the way homeowners and contractors design decorative hardscapes.

Using advanced augmented reality technology, you can create your own custom stamped concrete, using the most popular textures, colors, and stamp patterns **Solomon Colors** and **Brickform** has to offer. See how your favorite patterns and color combinations work with your home, from the convenience of your tablet or phone. Best of all... It's **FREE** to download and use.

Once you've installed the Brickform StampApp on your tablet or phone, scan the above image from within the app to get started. If you would like to experience the full-size, 10'x10' augmented reality slab, just fill out the form available at www.stampapp.net

Engineered Texturing Systems

The Brickform system of Texture Mats has introduced a whole new level of creative expression to decorative concrete. Precision engineered tools make possible a high degree of controlled creativity, making it possible to mimic and even enhance the look and feel of natural stone and many other surfaces. Anything from finely tooled slate to perfectly set cobbles, BRICKFORM has the tools to make it happen, with absolute control.

Largest Selection and Best Value


Pattern

Brickform manufactures the world's largest selection. Over 175 patterns in stone, slate, brick, and even wood textures are available.


Texture

Over 30 textures have been designed to recreate the look and feel of natural materials. All tools, including random fieldstone, coarse wire-cut brick, heavily textured stone, and Mexican tile, are created with strict attention to detail.

Precision and Durability



The resilient material used to create each texture is designed to retain pattern "memory." Consistent, well-defined, uniform texture is transferred, in every detail, onto the concrete surface-imprint after imprint.



Our company is dedicated to the precise and unsurpassed consistency of each and every texturing tool. Strict standards are maintained so every tool is tight-fitting, reducing pattern lines and unsightly ridges.



Each tool is crafted from a high-quality polyurethane material that is flexible, yet retains high-tear-strength. Sturdy handles are carefully placed according to tool-weight distribution to improve balance and maneuverability.

Disclaimer - All measurements are nominal. Skin and texture mat measurements are based on the Brickform mold size. Urethane has a natural tendency to shrink or expand, depending on environmental factors. This does not affect how the mats fit together.


Seamless Texture Skins

Standard-Flexible

Brickform Seamless Skins are made with a unique feathered edge that allows for a seamless texture with no start or stop point. Brickform Texture skins are available in 3 styles:

- **Ultra-Flexible**, for tight angles or rounded surfaces
- **Classic Flex**, an all-purpose use skin flexible enough to work around obstacles, yet stiff enough for the whole job
- **Standard Flex**, which is rigid enough to get on the slab at the optimum time

Mix and match or just choose one. Brickform has a skin that fits every need.



**60"x60" available in Limestone, Rough Stone, Heavy Stone, Sierra Seamless, and Desert Slate only*

See page 100 for Vertical Mix skins and tools.



Seamless Skins

Brickform Seamless Skins™ are feathered-edged skins that produce continuous texture with no grout or joint lines. Brickform texture skins are available in ultra-flexible, classic flex, and standard flex materials, all designed with unsurpassed quality. Seamless skins are compatible with Brickform Stampable Overlay.



Rough Stone Texture (C)

A natural stone texture characterized by a continuous coarse surface with several distinguishing veins.

See page 15 for ordering information.




Blue Stone Texture (A)
A natural stone surface with a sandy texture that includes clefts which leave a layered appearance.



Limestone Texture (B)
A natural stone surface, similar to Veronica Stone but with a finer texture.



Heavy Stone Texture (D)
A rough, natural stone surface containing chips, fractures, pockmarks and veins.



Sanded Slate Texture (E)
Similar to our slate texture with the addition of a lightly sanded appearance across the entire texture field.



Renaissance Slate Texture (F)

A natural stone surface with a slight sandstone texture that includes various veins, typically running in a similar direction.

See page 15 for ordering information.



Chiseled Slate Texture (G)

A naturally laminated stone texture, split along parallel planes, hand-tooled to create a chipped, fragmented look.



Yucatan Texture (J)

A stone surface consisting of deep chips, pits and fractures creating a continuously undulating texture.



Roman Slate Texture (H)

A sanded slate stone surface that utilizes dips, ridges and veins to create a continuously changing texture across the entire surface.



Original Roman Slate Texture (I)

A smooth slate stone surface that utilizes dips, ridges and veins to create a continuously changing texture across the entire surface.



Sierra Seamless Texture (K)

A natural stone texture with an ocean-worn surface that combines rough, heavy, stone appearance with water-washed ridges, veins and clefts.






Texas Sea Shells (N)

Random pieces of sea shells and coral of various sizes, shapes and types laid in a random fashion over a field of sand.

See page 15 for ordering information.



Rocky Mountain Stone Texture (L)
A natural stone surface that incorporates a rough, uneven texture with naturally etched veins and ridges.



Veronica Stone (M)
The design is similar Bush Stone, and appears to be created by a mason's bush hammer with a pitted and irregular surface.



Smooth Slate Texture (O)
A naturally laminated stone texture, split along parallel planes, creating an uneven surface that incorporates various veins and ridges.



Desert Slate Texture (P)
A simulated slate texture that combines numerous clefts and irregular surfaces to create the ideal concrete impressions.



Casa Rubia (Y)

A unique hand-chiseled texture that yields a thatch-like appearance. Great for pool decks.

See page 15 for ordering information.



Elk Mountain Texture (Q)
A consistent light stone texture, making it appealing for indoor and outdoor applications.



Elk Mountain Texture (veined) (R)
A light stone texture with well-placed fractures, making it appealing for indoor and outdoor applications.



Regal Ashlar Slate (S)
A robust texture, with constantly changing ridges that bring a majestic and noble look to any surface.




Cracked Mud (T)
A bold, daring, natural earth texture with a surface that looks and feels real.





Lunar Rock (U)

An out-of-this-world look that will transform any hardscape. The surface boasts a meteor shower of texture with a variety of impacted stones.



Super Slate (V)

A blended slate pattern with enhanced highlights.



Sidewalk Stone (W)

A rustic blend of soft and strong textures, giving a traditional feel to any surface.



Riviera Texture (X)

A naturally laminated stone texture, split along parallel planes, creating an uneven surface that incorporates various veins and ridges.

How To Order Texture Skins

Select the characteristics of your Texture Skin by choosing one option from each section and entering the order number or letter in sections A through E. Then build the part number.

For more information and approximate lead times on special or custom orders, please contact Customer Service at 1-800-483-9628.

Section A. Choose the Texture (MOC Indicates Made-to-Order, additional production lead time)

- | | | |
|--------------------------|--|---------------------------|
| [A] Blue Stone | [J] Yucatan MOC | [R] Elk Mountain (veined) |
| [B] Limestone MOC | [K] Sierra Seamless | [S] Regal Ashlar |
| [C] Rough Stone | [L] Rocky Mtn. Stone MOC (Large size is 36"x48") | [T] Cracked Mud |
| [D] Heavy Stone | [M] Veronica Stone MOC | [U] Lunar Rock |
| [E] Sanded Slate | [N] Texas Seashell MOC | [V] Super Slate |
| [F] Renaissance Slate | [O] Smooth Slate | [W] Sidewalk Stone |
| [G] Chiseled Slate MOC | [P] Desert Slate | [X] Riviera Slate |
| [H] Roman Slate | [Q] Elk Mountain | [Y] Casa Rubia |
| [I] Original Roman Slate | | |

Section B. Choose the Size of the Texture Skin

- | | | |
|-------------------------------------|--------------------------------|---|
| [1] Extra Small (Approx. 12" x 12") | [3] Medium (Approx. 36" x 36") | [5] *Extra Large (Approx. 60" x 60") |
| [2] Small (Approx. 24" x 24") | [4] Large (Approx. 48" x 48") | <i>*Limestone, Rough Stone, Heavy Stone, Sierra Seamless, and Desert Slate only</i> |

Approximate size based on hand pour of each tool.

Section C. Choose a Flex-Rating

- | | | |
|---|--|---|
| [S] Ultra Flexible (soft) MOC
<i>For finishing and corners</i> | [C] Classic Flexible (medium) MOC
<i>Original Brickform medium flexibility, detailed feathered edge</i> | [M] Standard Flexible (firm)
<i>Tough, rigid skin – tighter feathered edge</i> |
|---|--|---|

Section D. Choose the shape of the Texture Skin

- | | |
|--|------------|
| [1] Free Formed (rounded) MOC
<i>Custom order – 2 week production lead time</i> | [2] Square |
|--|------------|

Section E. Choose with or without handles (Ultra-Flexible not available with handles)

- | | |
|--|---|
| [N] Without Handles
<i>Custom order – 2 week production lead time</i> | [Y] With Handles
<i>(Sizes medium, large, and extra large)</i> |
|--|---|

PART NUMBER FM- <small>(insert numbers/letters chosen from sections)</small>	Section A	Section B	Section C	Section D	Section E
	_____	_____	_____	_____	_____

Part number Sample: A4M2Y = Blue Stone, Large, Medium-Density, Square, With Handles

Disclaimer - All measurements are nominal. Skin and texture mat measurements are based on the Brickform mold size. Urethane has a natural tendency to shrink or expand, depending on environmental factors. This does not affect how the mats fit together.



Concrete Dimensions


Unlock unique design potential with Concrete Dimensions. Easily set your work apart from the rest with these simple to use and highly versatile tools. Infinitely reusable, Concrete Dimensions are a cost-effective alternative or addition to traditional stamps, textures, and paper stencils. Compatible with exposed aggregate and broom finishes, light texture skins, Color Hardener, and regular flatwork, Concrete Dimensions can be used in any number of applications. Offer Concrete Dimensions as the focal point or simply as an add-on to an existing design.



**ColorFlo SG Granular Color 238 at 2% loading,
Surface Deactivator - SSD-02 Purple,
Texas State Flag Stencil,
Brickform Cem-Coat for color,
Sealed with Brickform Poly-Seal 400**



6' Cobble Half Radius, CD-5502, 70.5"x35"



6' Cobble Full Radius, CD-5501, 70.5"x70.5"

8' Cobble Border, CD-5503, 92"x18.25"

6' Cobble Radius Set, 7 Stencils, CD-5500S
(1- 6' Cobble Radius + 2x Half Radius + 4x 8' Cobble Border)





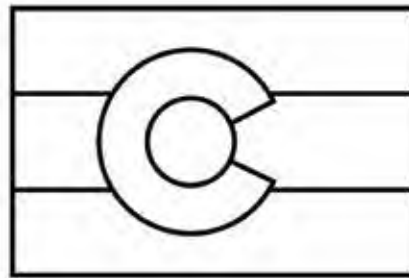
State Flags



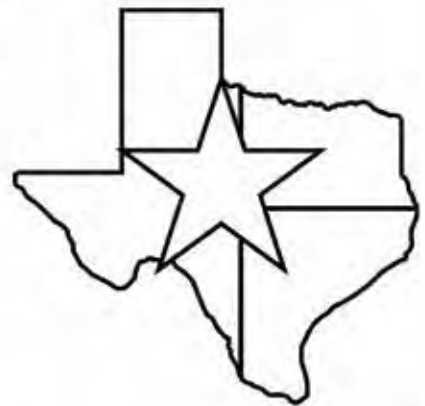
United States, CD-9005, 46.5"x29"



California, CD-9004, 46.5"x40"




Colorado, CD-9000, 28"x41"




Texas, CD-9001, 48"x48"


Celtic Knot



Center Piece, CD-2004
12"x48"x48"



T-Piece, CD-2003
12"x36"x36"




Linear Border, CD-2001
12"x36"




Corner Piece, CD-2002
12"x36"x36"

Basic Set, 21 Stencils, CD-2000S

(12x Linear Border + 4x Corner Pieces + 4x T-Pieces + 1 Center Piece)



Trinity



Trinity Center, CD-3003, 48"x48"

Trinity Linear Border, CD-3001, 36"x12"

Trinity Corner, CD-3002, 30"x30"

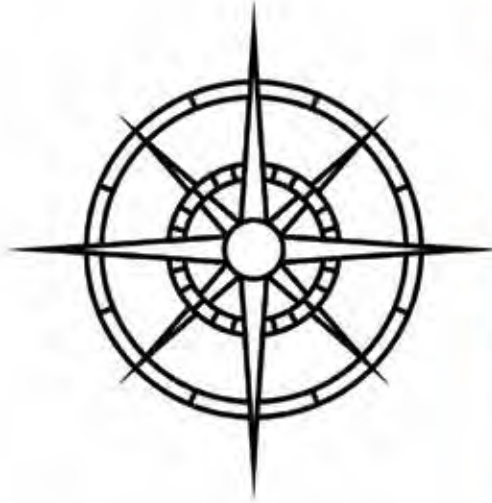


Basic Set, 21 Stencils, CD-3000S

(16x Linear Border + 4x Corner Pieces + 1 Center Piece)



Compass Rose Narrow, CD-1000, 48"x48"



Compass Rose Wide, CD-1001, 48"x48"



Letter / Number Sets (100 piece sets includes 6" Thin Numbers [CD-6002s])

ABC / 0123

6" Sans Serif Alphabet Set, CD-6001s

A B C / 0 1 2 3


6" Serif Alphabet Set, CD-6000s

0 1 2 3

6" Number Set Wide,
CD-6003s 20 pieces includes 2 of each number

For a complete listing
of all stencils included
in the Alphabet Sets,
See the stand alone
Concrete Dimensions
Catalog or visit
Brickform.com


Lotus Set




Lotus Center, CD-5003, 46"x46"



Lotus Half, CD-5004, 23"x46"



Lotus Corner, CD-5002, 14"x14"




Lotus Border, CD-5001, 14"x42"

Basic Set, 19 Stencils, CD-5000S

(12x Linear Border + 4x Corner Pieces + 2x Lotus Half + 1 Center Piece)



Custom Stencils (Made to Order)



Have your distributor contact their local Solomon Colors sales rep and start your custom order today!

UNITED STATES MARINE CORPS

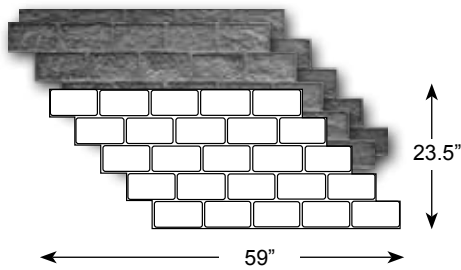
Paladiano Texture Mats by Bob Harris

These speciality tools are cast from natural stones in historical regions with authentic textures and shapes that are pleasing to the eye from all angles. England, Italy, Bulgaria, Greece, Cyprus and France are the locations which inspired the "Wonders of the World" stamping tool line.

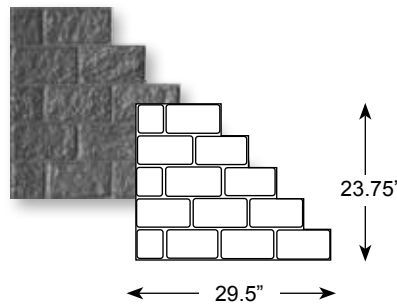


Part #	YORKSHIRE COBBLE	Size	Weight	# per set
PD-100	Full tools	59" x 23.5"	22 lbs	6
PD-105	Left	29.5" x 23.75"	11 lbs	2
PD-110	Single Stone	8.5" x 4.75"	1 lb	3
PD-115	Double Row Border	43.5" x 9.5"	9 lbs	1
PD-120	Soldier Course Border	41.5" x 8"	7 lbs	1
PD-125	2x2 skin	24" x 24"	4 lbs	1
PD-130	1x1 skin	12" x 12"	1 lb	1
PD-100F	Full Floppy	59" x 23.5"	16 lbs	1
FM-6570	Touch-up wheel			1
PD-100S	Full set YORKSHIRE COBBLE with Instructional DVD			17

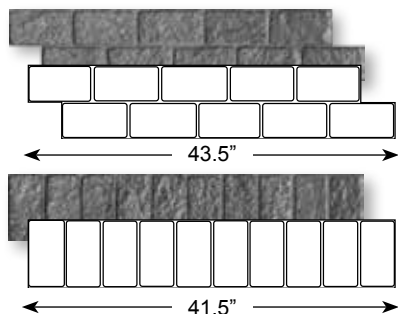
Yorkshire Cobble



Yorkshire Cobble Full Tool, PD-100
59" x 23.5"
(149.9 x 59.7 cm)
I, II




Yorkshire Cobble Left Tool, PD-105
29.5" x 23.75"
(74.9 x 60.3 cm)



Yorkshire Cobble Double Row Border, PD-115
43.5" x 9.5" (110.5 x 24.1 cm)

Yorkshire Cobble Soldier Course Border, PD-120
41.5" x 8" (105.4 x 20.3 cm)

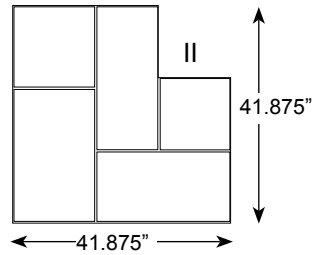
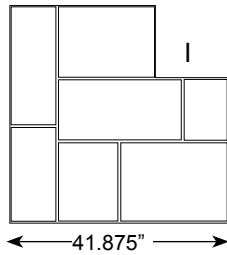

Also Available:
PD-110, Single Stone
8.5" x 4.75" (21.6 x 12.1 cm)



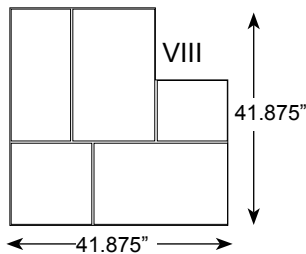
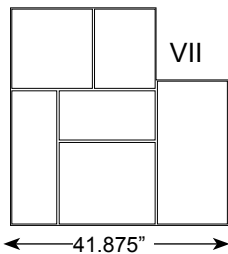
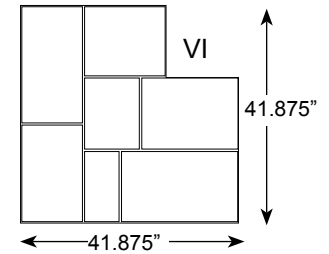
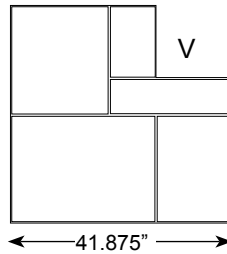
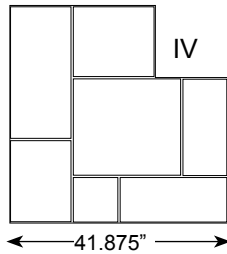
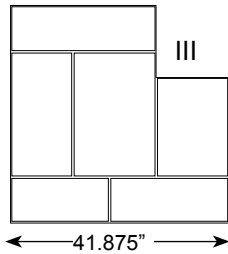
Yorkshire Cobble Small Skin, PD-125
24" x 24"
(61 x 61 cm)

Also Available:
PD-130, Extra-Small Skin
12" x 12" (30.5 x 30.5 cm)

Fractured Cyprus Slate



**Fractured Cyprus Slate
Full Tool, PD-600**
41.875" x 41.875"
(106.4 x 106.4 cm)
I, II, III, IV, V, VI, VII, VIII



**Fractured Cyprus Slate
Small Skin, PD-605**
24" x 24"
(61 x 61 cm)

Also Available:
PD-610, Extra-Small Skin
12" x 12" (30.5 x 30.5 cm)

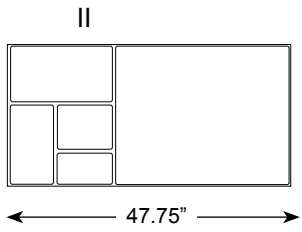
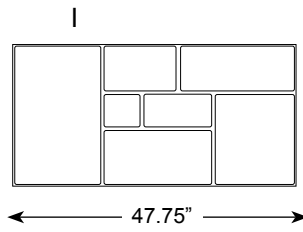


Part #	FRACTURED CYPRUS SLATE	Size	Weight	# per set
PD-600	Full tool	41.875" x 41.875"	33 lbs	8
PD-605	2x2 skin	24" x 24"	4 lbs	2
PD-610	1x1 skin	12" x 12"	1 lb	1
PD-600F	Full Floppy	41.875" x 41.875"	20 lbs	1
FM-6520	Touch-up wheel			1
PD-600S	Full set FRACTURED CYPRUS SLATE with Instructional DVD			13


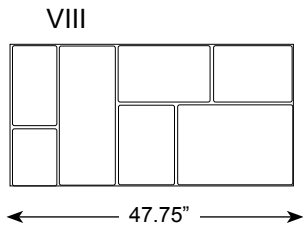
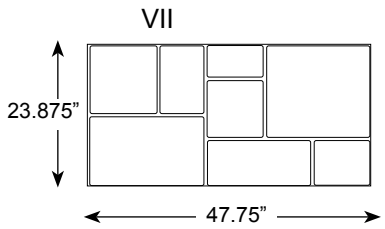
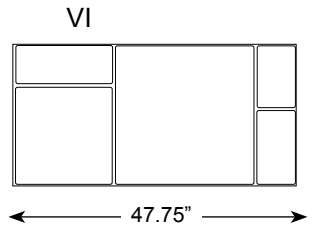
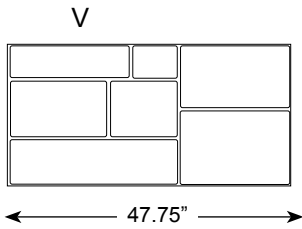
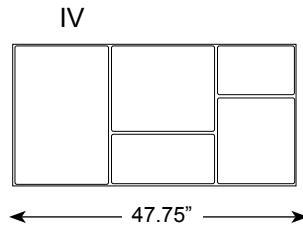
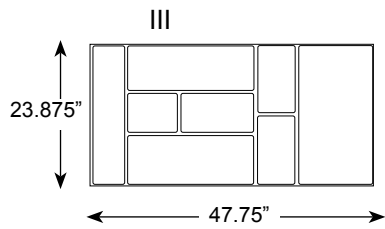


Part #	STONES OF ATHENS	Size	Weight	# per set
PD-400	Full tool	47.75" x 23.875"	24 lbs	8
PD-405	2x2 skin	24" x 24"	4 lbs	3
PD-410	1x1 skin	12" x 12"	1 lb	1
PD-400F	Full Floppy	47.75" x 23.875"	17 lbs	2
FM-6570	Touch-up wheel			1
PD-400S	Full set STONES OF ATHENS with Instructional DVD			15

Stones of Athens 



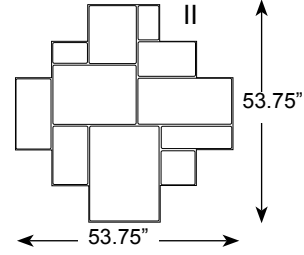
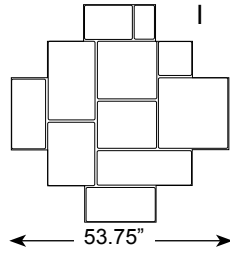
Stones of Athens Full Tool, PD-400
 47.75" x 23.875"
 (121.3 x 60.6 cm)
 I, II, III, IV, V, VI, VII, VIII



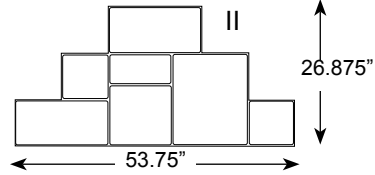
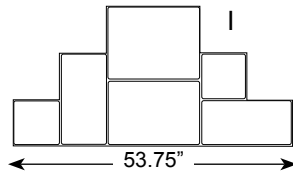
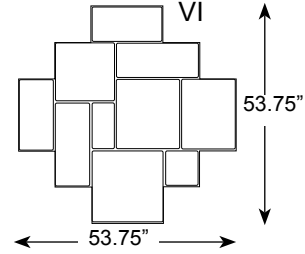
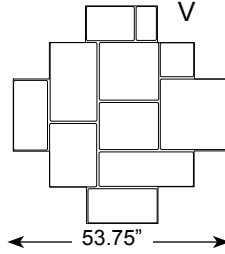
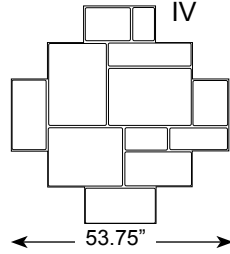
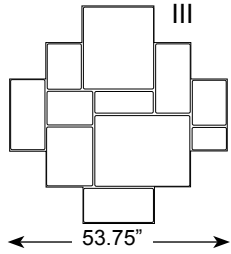
Stones of Athens Small Skin, PD-405
 24" x 24"
 (61 x 61 cm)

Also Available:
 PD-410, Extra-Small Skin
 12" x 12" (30.5 x 30.5 cm)

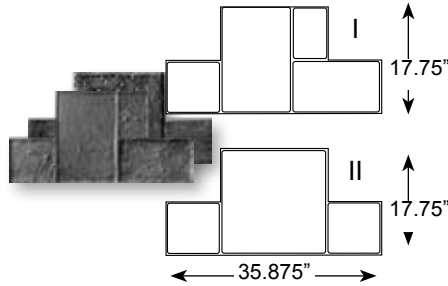
Rotating Venetian Marble



Rotating Venetian Marble Full Tool, PD-500
53.75" x 53.75"
(136.5 x 136.5 cm)
I, II, III, IV, V, VI



Rotating Venetian Marble Half Tool, PD-505
53.75" x 26.875"
(106.4 x 68.3 cm)
I, II



Rotating Venetian Marble Quarter Tool, PD-510
35.875" x 17.75"
(91.1 x 45.1 cm)
I, II



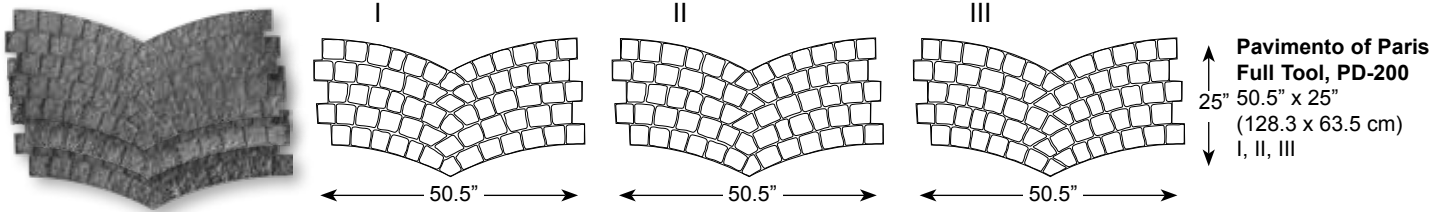
Pavimento of Paris Small Skin, PD-515
24" x 24"
(61 x 61 cm)

Also Available:
PD-520, Extra-Small Skin
12" x 12" (30.5 x 30.5 cm)

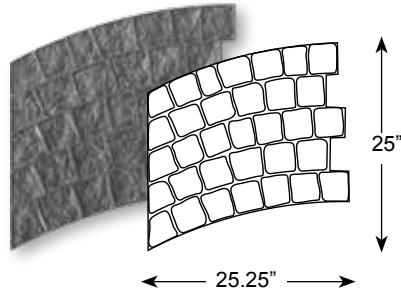


Part #	ROTATING VENETIAN MARBLE	Size	Weight	# per set
PD-500	Full tool	53.75" x 53.75"	30 lbs	6
PD-505	Half Tool	53.75" x 26.875"	20 lbs	2
PD-510	1/4 Tool	35.875" x 17.75"	10 lbs	2
PD-515	2x2 skin	24" x 24"	4 lbs	2
PD-520	1x1 skin	12" x 12"	1 lb	1
PD-500F	Full Floppy	53.75" x 53.75"	25 lbs	1
FM-6540	Touch-up wheel			1
PD-500S	Full set ROTATING VENETIAN MARBLE with Instructional DVD			15

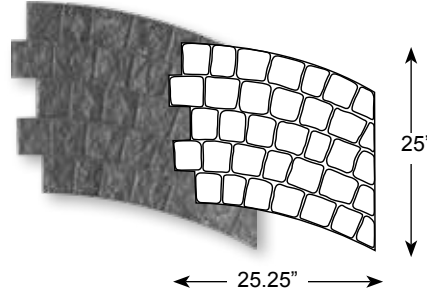
Pavimento of Paris



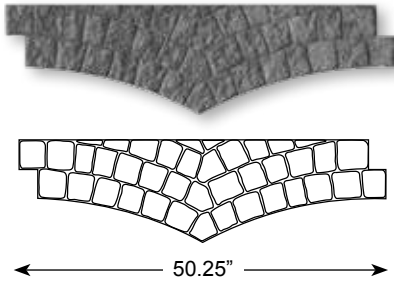
Pavimento of Paris Full Tool, PD-200
50.5" x 25"
(128.3 x 63.5 cm)
I, II, III



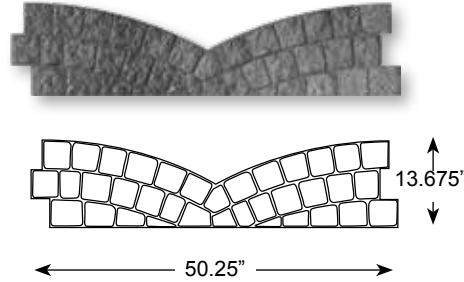
Pavimento of Paris Half Tool, Left, PD-205
25.25" x 25"
(64.1 x 63.5 cm)



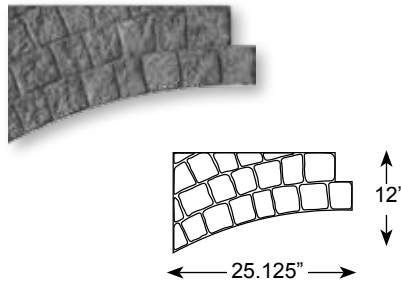
Pavimento of Paris Half Tool, Right, PD-210
25.25" x 25"
(64.1 x 63.5 cm)



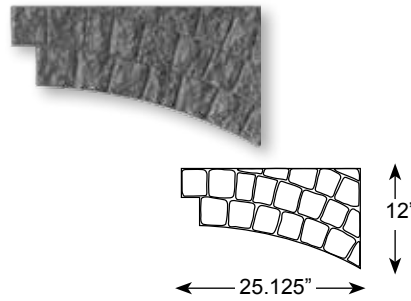
Pavimento of Paris Half Tool, Top, PD-215
50.25" x 12"
(127.6 x 30.5 cm)



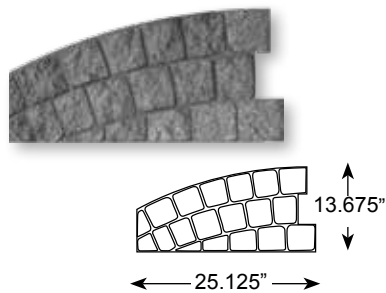
Pavimento of Paris Half Tool, Bottom, PD-220
50.25" x 13.675"
(127.6 x 34.7 cm)



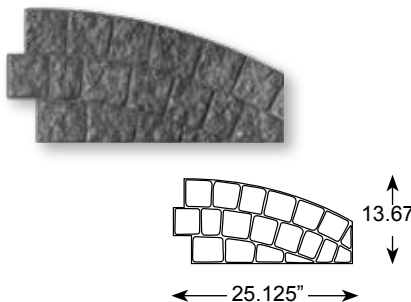
Pavimento of Paris Quarter Tool, Top Left, PD-217
25.125" x 12"
(63.8 x 30.5 cm)



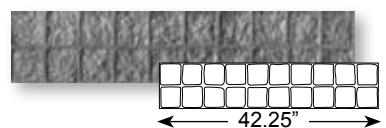
Pavimento of Paris Quarter Tool, Top Right, PD-216
25.125" x 12"



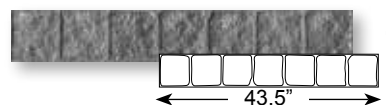
Pavimento of Paris Quarter Tool, Bottom Left, PD-222
25.125" x 13.675"
(63.8 x 34.7 cm)




Pavimento of Paris Quarter Tool, Bottom Right, PD-221
25.125" x 13.675"
(63.8 x 34.7 cm)



Pavimento of Paris Stacked Bond, PD-230
42.25" x 8.5" (107.3 x 21.6 cm)




Pavimento of Paris Granite Cobble, PD-235
43.5" x 6.25" (110.5 x 15.9 cm)
Also Available:
PD-225, Single Stone
3.875" x 3.675" (9.8 x 9.3 cm)



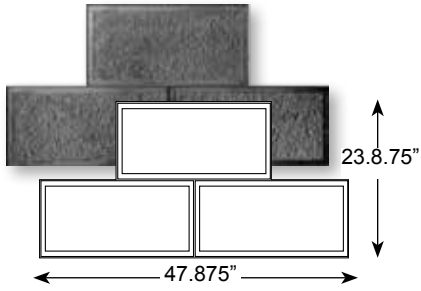
Pavimento of Paris Small Skin, PD-240
24" x 24"
(61 x 61 cm)

Also Available:
PD-245, Extra-Small Skin
12" x 12" (30.5 x 30.5 cm)




Part #	PAVIMENTO OF PARIS	Size	Weight	# per set
PD-200	Full tool	50.5" x 25"	20 lbs	6
PD-205	Left Hand	25.25" x 25"	10 lbs	1
PD-210	Right Hand	25.25" x 25"	10 lbs	1
PD-215	Top Half	50.25" x 12"	10 lbs	1
PD-217	Top Half Left	25.125" x 12"	5 lbs	1
PD-216	Top Half Right	25.125" x 12"	5 lbs	1
PD-220	Bottom Half	50.25" x 13.675"	10 lbs	1
PD-222	Bottom Half Left	25.125" x 13.675"	5 lbs	1
PD-221	Bottom Half Right	25.125" x 13.675"	5 lbs	1
PD-225	Single Stone	3.875" x 3.675"	1 lb	3
PD-230	Stacked Bond	42.25" x 8.5"	8 lbs	1
PD-235	Granite Cobble	43.5" x 6.25"	6 lbs	1
PD-240	2x2 skin	24" x 24"	4 lbs	1
PD-245	1x1 skin	12" x 12"	1 lb	1
PD-200F	Full Floppy	50.5" x 25"	14 lbs	1
FM-6540	Touch-up wheel			1
PD-200S	Full set PAVIMENTO OF PARIS with Instructional DVD			23

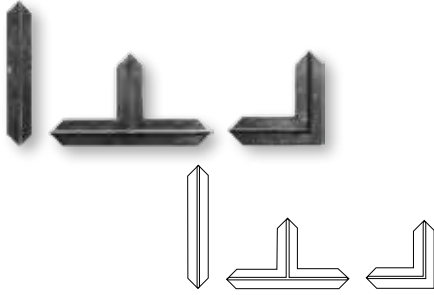
Hammered Sofia Stone



Hammered Sofia Stone Full Tool, PD-300
47.875" x 23.875"
(121.6 x 60.6 cm)



Hammered Sofia Stone Single Stone, PD-305
23.875" x 12"
(60.6 x 34.7 cm)



Hammered Sofia Stone Joint Tools, PD-310
Assorted sizes



Hammered Sofia Stone Small Skin, PD-315
24" x 24"
(61 x 61 cm)

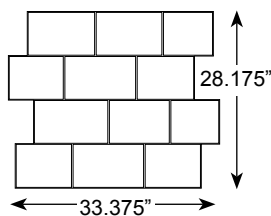
Also Available:
PD-320, Extra-Small Skin
12" x 12" (30.5 x 30.5 cm)



Part #	HAMMERED SOFIA STONE	Size	Weight	# per set
PD-300	Full tool	47.875" x 23.875"	18 lbs	8
PD-305	Single Stone	23.875" x 12"	6 lbs	2
PD-310	Joint tools	assorted	1 lb	3
PD-315	2x2 skin	24" x 24"	2 lbs	1
PD-320	1x1 skin	12" x 12"	1 lb	1
PD-300F	Full Floppy	47.875" x 23.875"	12 lbs	1
PD-300S	Full set HAMMERED SOFIA STONE with Instructional DVD			16

Stone Texture Mats

Whether you want the look of granite, blue stone, old English cobblestone, Mexican tile, or pavers, Brickform offers an array of texture mats that simulate a broad range of natural stone materials. Achieving these beautiful results with Brickform precision tools is often more affordable and easier than it is with natural materials. Brickform has a stone texture tool ready to complement any design theme – from an Italian Villa to an English Country Garden.



Large Cobble, FM-580

28.125" x 33.375" (71.43 x 84.77 cm) Blue

Larger rough-cut cobblestones

Matching skin/touch-up wheel: Smooth Slate/TW-1

Joint width 1/4"-1/2", depth 3/8"

Stone size 6 1/2"-6 3/4" wide, 7 1/2"-11 1/4" long



Tuscany Stone, FM-1775

28" x 40" (71.12 x 101.60 cm)

Red, Yellow and Blue

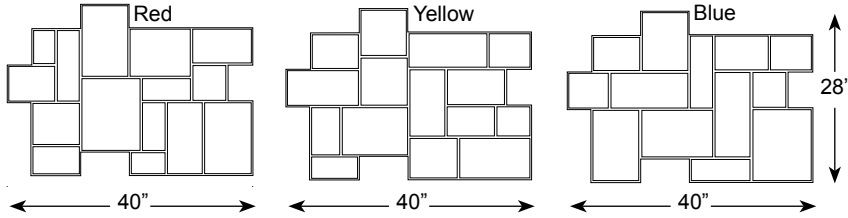
A large tool with a stone texture and interlocking joints on all four sides

Matching skin/touch-up wheel: Rough Stone/TW-5

Joint 1/4" wide, 3/16" deep

Stone sizes vary from 3 7/8" x 7 3/4" to 3 7/8" x 9 7/8"

Also Available: Tuscany Border, FM-1785



Rough Cut Ashlar, FM-100 S/O

24" x 24" (60.96 x 60.96 cm)


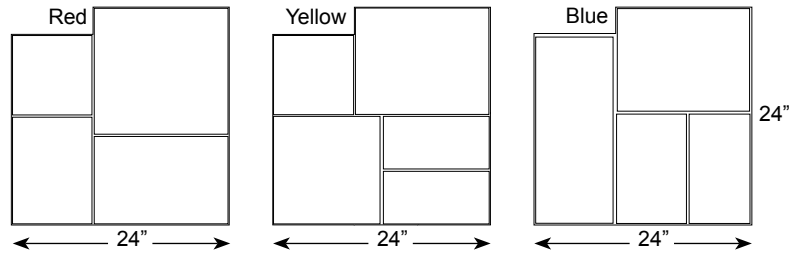
Red, Yellow and Blue

Rough hand-tooled stones arranged in an Ashlar pattern

Matching skin/touch-up wheel: Rough Stone/TW-2

Grout 1/4"-3/8" wide, 1/4" deep

Available as gang tool, see page 61 for details.



Australian Ashlar Cut Stone, FM-150 S/O

23.25" x 23.25" (59.05 x 59.05 cm)

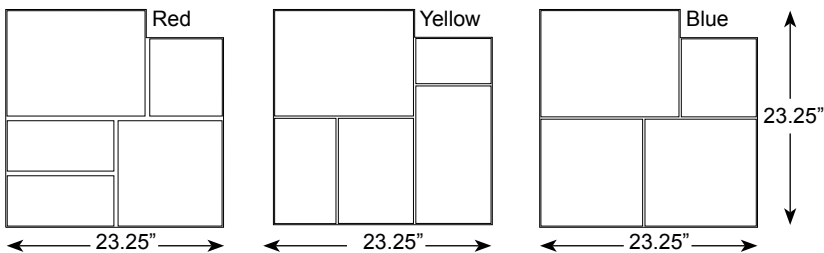
Red, Yellow and Blue

A coarse rugged Blue Stone set in an Ashlar pattern

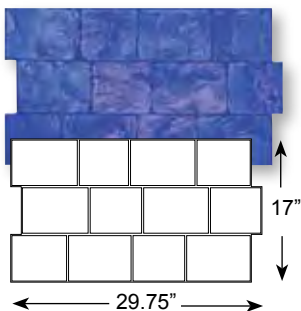
Matching touch-up wheel: TW-1


Grout 1/8"-3/4" wide


Grout 5/8" deep



S/O - Compatible with Brickform Stampable Overlay

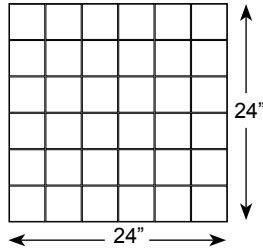


London Cobble, FM-540 S/O
 17" x 29.75" (43.18 x 75.56 cm) Blue
 A traditional lightly textured cobblestone pattern
 Matching skin/touch-up wheel: Slate/TW-1
 Joint 1/8"-1/4" wide, 1/4" deep
 Stone size 5 1/2"-5 3/4" wide, 6"-8" long
 Available as gang tool, see page 59 for details.
 Available as Contractors Choice, EF-540. 



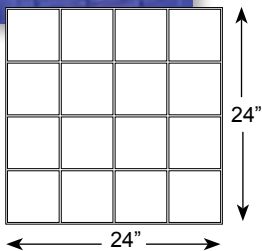

London Cobble Strip, FM-560 S/O
 5.75" x 28.625"
 (14.605 x 72.71 cm) Blue
 Matching skin/touch-up wheel: Slate/TW-1
 Joint 1/8"-1/4" wide, 1/4" deep
 Stone size 5 1/2"-5 3/4" wide, 5 1/4"- 8" long
 A lightly textured cobblestone pattern in a single strip

S/O - Compatible with Brickform Stampable Overlay




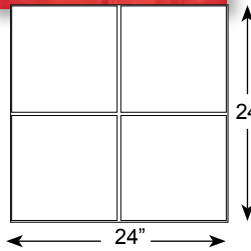
4" x 4" Slate Sets, FM-200 S/O

24" x 24" (60.96 x 60.96 cm) Red
 Slate texture with a hand-chiseled edge
 Matching skin/touch-up wheel: Smooth Slate/TW-1
 Joint size 1/8"-1/8" wide
 Stone size 4"



6" x 6" Granite Sets, FM-250 S/O

24" x 24" (60.96 x 60.96 cm) Blue
 Rough Stone texture with a hand-chiseled edge
 Matching skin/touch-up wheel: Rough Stone/TW-1
 Joint size 3/8"-1/2" wide, 1/4" deep
 Stone size 5 3/4"



12" x 12" Cut Stone, FM-300 S/O

24" x 24" (60.96 x 60.96 cm) Red
 A rough natural stone, hand-tooled to create a chipped and fragmented texture
 Matching skin/touch-up wheel: Smooth Slate/TW-1
 Joint size 1/4"-3/4" wide, 3/8" deep
 Stone size 12"

S/O - Compatible with Brickform Stampable Overlay



Windsor Cobble, FM-500 S/O

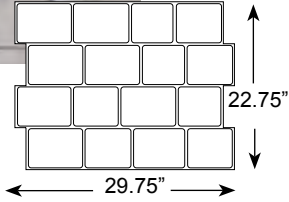
22.75" x 29.75" (57.78 x 75.56 cm) Blue

A traditional cobblestone pattern with wider joints.

Matching skin/touch-up wheel: Smooth Slate/TW-2

Joint size 1/8"-3/8" wide, 1/2" deep

Stone size 5 1/4"-5 1/2" wide, 6"-7 3/4" long



6" x 6" Edinburgh Cobble, FM-520

26" x 36" (66.04 x 91.44 cm) Yellow

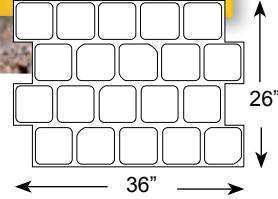
A rugged weathered cobblestone pattern

Matching touch-up wheel: TW-7

Joint size 1/2"-3/4" wide, 1/2" deep

Stone size 5 3/4"-6" wide, 5 7/8"-6 1/4" long

Available as Contractors Choice, EF-520



Cheshire Cobble

(Smooth Grout), FM-525

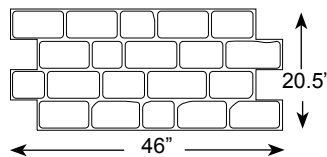
20.5" x 46" (52.07 x 116.84 cm) Red

A traditional cobblestone pattern with smooth, ungrouted joints

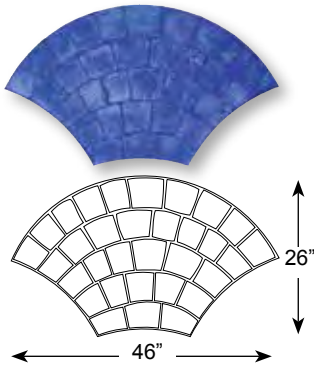
Matching touch-up wheel: TW-1

Joint size 1/4"-3/4" wide, 3/8" deep

Stone size 4 3/8"-4 1/8" wide, 5 1/4"-9 1/4" long



HINT! Matching thin mats "floppies" are available for all Brickform Texture Mats



European Fan, FM-650 S/O

26" x 46" (66.04 x 116.84 cm) Blue
 An elegant European fan pattern, consisting of slightly curved rectangular slate stones
 Matching skin/touch-up wheel: Smooth Slate/TW-2
 Joint size 1/8"-1/4" wide, 3/8" deep
 Stone size 3 3/4"-5 1/2" wide, 4"-6 1/2" long

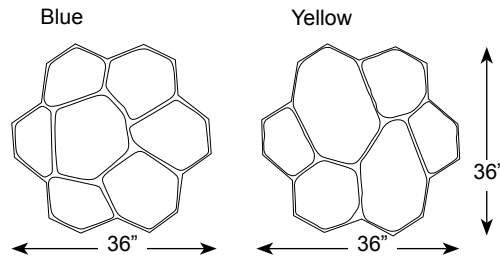
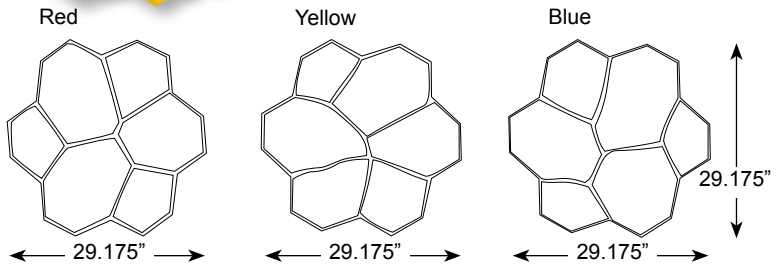
Available as Contractors Choice, EF-650 



Random Stone, FM-700

29.125" x 29.125" (73.97 x 73.97 cm) Red, Yellow and Blue. Heavily textured random fieldstones
 Matching skin/touch-up wheel: Rough Stone/TW-2
 Joint size 1/4"-3/4" wide, 3/8" deep
 Stone size 7"-11 1/2" wide, 10"-15" long

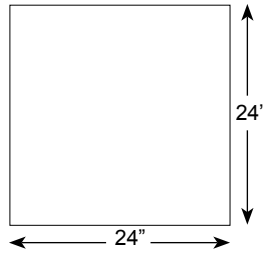
Available as Contractors Choice, EF-700 



Large Random Stone, FM-750

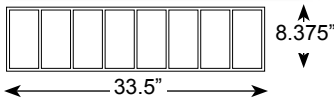
36" x 36" (91.44 x 91.44 cm) Yellow and Blue
 Similar to Random Stone but 40% larger
 Matching skin/touch-up wheel: Rough Stone/TW-7
 Joint size 1/2"-1" wide, 3/8" deep
 Stone size 7"-14" wide, 13"-20 1/2" long





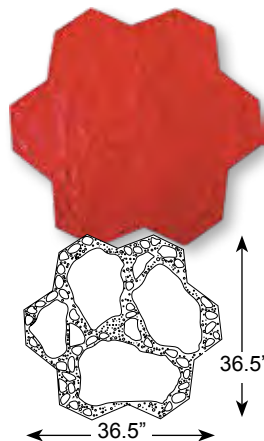
24" x 24" Yucatan Stone, FM-1100 S/O

24" x 24" (60.96 x 60.96 cm) Blue
 A single square of rough Yucatan stone texture
 Matching skin/touch-up wheel: Yucatan/TW-5
 Surrounding joint size 1/4" wide, 1/4" deep



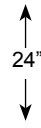
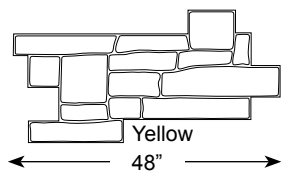
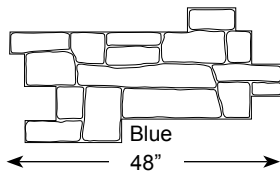
4" x 8" Cut Stone Border, FM-1225
 8.375" x 33.5" (21.27 x 85.09 cm) Red
 A border of slate rectangles laid side-by-side
 Matching skin/touch-up wheel: Smooth Slate/TW-3
 Joint size 3/8" wide, 1/4" deep
 Stone size 4" wide, 8" long

Also Available: Cut Stone Single Brick
FM-1284, 4" x 8"



Patio Stone, FM-1295 S/O
 36.5" x 36.5" (92.71 x 92.71 cm) Red
 A roughly textured arrangement of random stones
 Joint size 1/2"-2 1/2" wide

HINT! Matching thin mats "floppies" are available for all Brickform Texture Mats



Roman Cobble, FM-1465

48" x 24" (121.9 x 61cm)

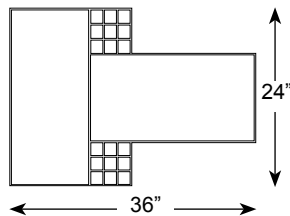
Blue and Yellow

A historic reproduction of cobbles that have a variety of stone shapes for old world appeal.

Matching skin/touch-up wheel:

Rough Stone/TW-6

Joint size 1/8"-1/2" wide, 1/16"-3/8" deep



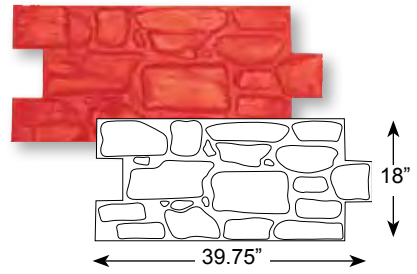
**Basket Weave
New Stone**

Weave Look, FM-460

36" x 24" (91.44 x 61cm) Blue

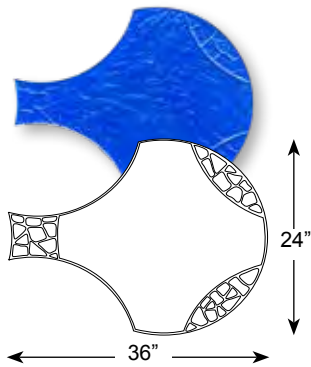
Matching skin: Regal Ashlar Slate

S/O - Compatible with Brickform Stampable Overlay



English Field Stone, FM-1350

18" x 39.75" (45.72 x 100.965 cm) Red
A natural arrangement of river rock, emulating the look of smooth English fieldstones
 Matching touch-up wheel: TW-6
 Joint size 1/4"-1" wide, 3/4" deep
 Stone size 1"-6" wide, 1"-11 1/4" long



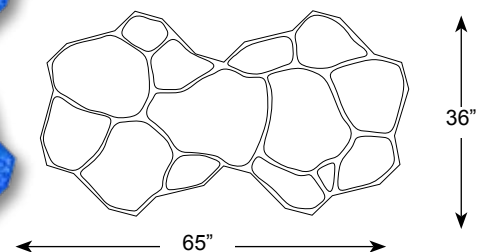
Circulos Del Sol, FM-640


24" x 36" (60.96 x 116.84 cm)
 Blue
 Matching skin: Regal Ashlar Slate

Also Available:
 FM-640LR, Left/Right
 FM-640TB, Top/Bottom



Lincoln Trail Large Random, FM-760
 65" x 36" (165.1 x 91cm)
 Blue





Radius Tools

Matching skin/touch-up wheel: Smooth Slate/TW-5
 Joint size $\frac{1}{4}$ "- $\frac{3}{4}$ " wide, $\frac{1}{2}$ " deep
 Stone size 4"-5 $\frac{1}{4}$ " wide, 5 $\frac{1}{4}$ "-6 $\frac{1}{2}$ " long

Cobble Stone Radius Tool - E

FM-1685 S/O

(Diameter - 286 $\frac{3}{4}$ ") 36" x 24" (68.58 x 60.96 cm) Red
 64 mats needed to complete full circle

Cobble Stone Radius Tool - D

FM-1675 S/O

(Diameter - 214 $\frac{3}{4}$ ") 24" x 37" (60.96 x 93.98 cm) Blue
 32 mats needed to complete full circle

Cobble Stone Radius Tool - C

FM-1665 S/O

(Diameter - 167 $\frac{1}{4}$ ") 30" x 30" (76.2 x 76.2 cm) Yellow
 16 mats needed to complete full circle

Cobble Stone Radius Tool - B

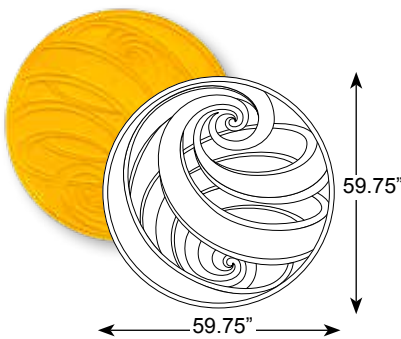
FM-1655 S/O

(Diameter - 107 $\frac{3}{4}$ ") 23" x 43" (58.42 x 109.22 cm) Blue
 8 mats needed to complete full circle

Cobble Stone Radius Tool - A

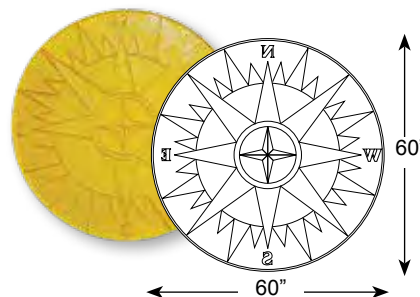
FM-1605 S/O

(Diameter - 59 $\frac{3}{4}$ ") 30" x 31" (76.2 x 78.74 cm) Yellow
 4 mats needed to complete full circle



Maelstrom Medallion, FM-2491


59.75" x 59.75"
 (151.8 x 151.8 cm)
 Yellow
 Joint size $\frac{3}{8}$ " outer,
 $\frac{1}{2}$ " inner, $\frac{1}{4}$ " depth



Compass Rose, FM-2490 S/O

60" x 60"
 (152.4 x 152.4 cm)
 Yellow
 Joint size $\frac{3}{8}$ " outer,
 $\frac{1}{4}$ " inner, $\frac{1}{2}$ " deep

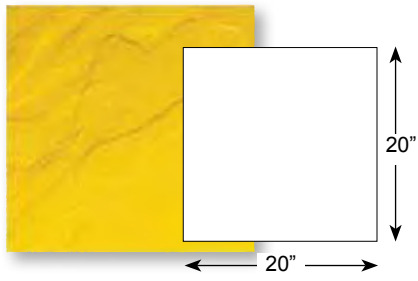
S/O - Compatible with Brickform Stampable Overlay




59.75"

59.75"

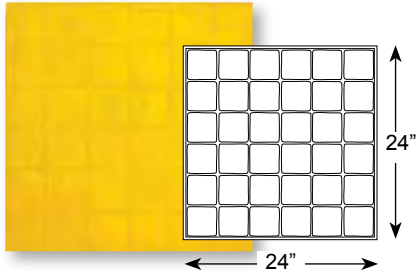
Lotus Blossom Medallion, FM-2492
60" x 60" (152.4 x 152.4 cm) Yellow
Joint size $\frac{3}{8}$ " wide, $\frac{3}{8}$ "- $\frac{1}{2}$ " deep



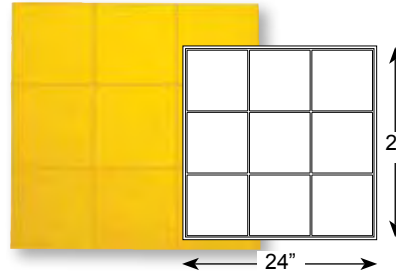
Hand Tool-Stone Texture, FM-20Y S/O
 20" x 20"
 (50.8 x 50.8 cm)
 Yellow 




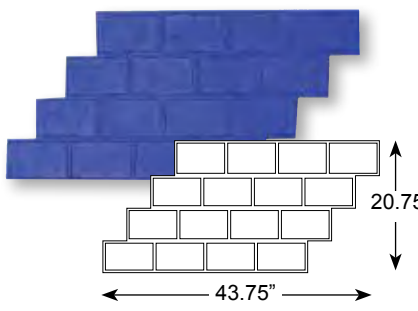
Hand Tool-Slate Texture, FM-20SB S/O
 20" x 20"
 (50.8 x 50.8 cm)
 Blue 
 Matching skin: Smooth Slate




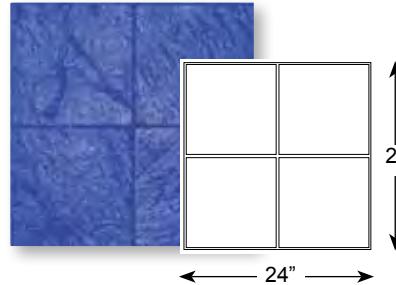
Mountain Stone Granite Sets, FM-225 S/O
 24" x 24"
 (60.96 x 60.96 cm)
 Yellow 
 Matching skin/touch-up wheel:
 Rough Stone/TW-2
 Joint size 1/4"-3/8" wide, 1/4" deep
 Stone size 3 3/4" square




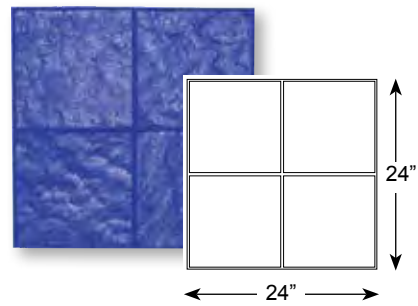
Granite Sets, FM-275 S/O
 24" x 24"
 (60.96 x 60.96 cm)
 Yellow 
 Matching skin/touch-up wheel:
 Rough Stone/TW-1
 Joint size 1/4"-3/8" wide, 1/4" deep
 Stone size 7 3/4" square




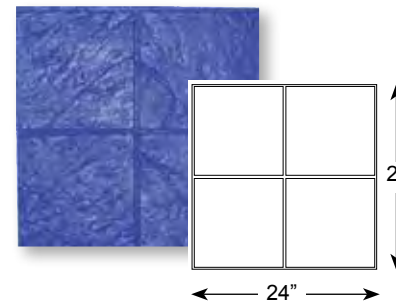
Old English Cobblestone (Stair Step), FM-285
 20.75" x 43.5"
 (52.7 x 110.5 cm)
 Blue 
 Touch-up wheel: TW-6
 Joint size 3/8"-3/4" wide, 3/8" deep
 Stone size 4 5/8"-4 7/8" wide,
 7 3/8"-7 3/4" long



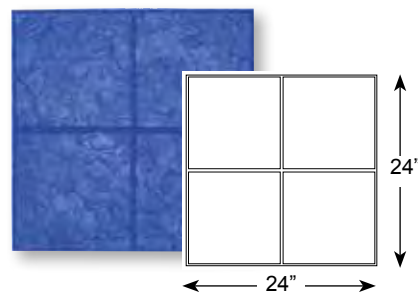
12 x 12 Heavy Stone, FM-325 S/O
 24" x 24"
 (60.96 x 60.96 cm)
 Blue 
 Matching skin: Heavy Stone
 Joint size 1/4"-1/2" wide, 1/4" deep
 Stone size 12" square



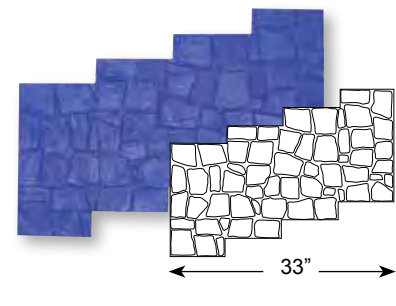
12 x 12 Utah Stone, FM-350 S/O
 24" x 24"
 (60.96 x 60.96 cm)
 Blue 
 Matching skin/touch-up wheel:
 Utah Stone/TW-5
 Joint size 1/2"-3/4" wide, 3/8" deep
 Stone size 11 1/2" square




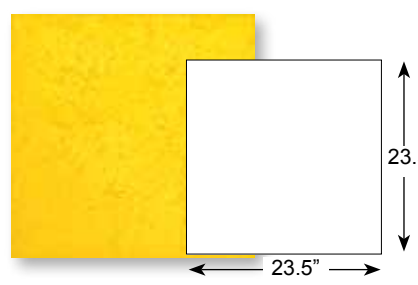
Stone Texture with 1/2" Joints, FM-375
 24" x 24"
 (60.96 x 60.96 cm)
 Blue 
 Matching skin/touch-up wheel:
 Heavy Stone/TW-7
 Joint size 1/2" wide, 3/16" deep
 Stone size 11 1/2" square




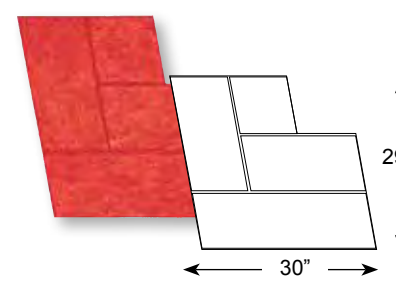
12 x 12 Yucatan Tile, FM-400 S/O
 24" x 24"
 (60.96 x 60.96 cm)
 Blue 
 Matching skin/touch-up wheel:
 Yucatan/TW-5
 Joint size 1/2"-3/4" wide, 3/8" deep
 Stone size 11 1/2" square




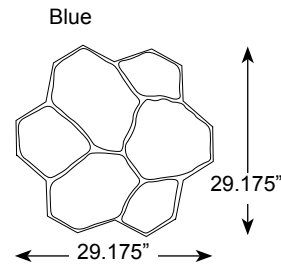
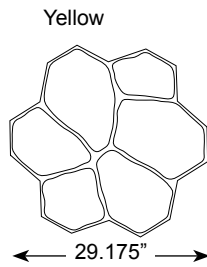
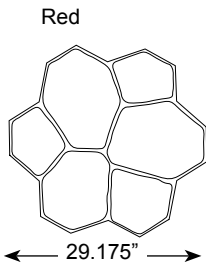

Antiqua Stone (Stairstep), FM-450
 25" x 33"
 (63.5 x 83.8 cm)
 Blue 
 Touch-up wheel: TW-2
 Joint size 1/8"-3/4" wide, 1/4" deep
 Stone size 1 1/4"-3" wide,
 3 1/2"-4 1/2" long



24 x 24 Keystone (Coquina Stone), FM-660
 23.5" x 23.5"
 (59.7 x 59.7 cm)
 Yellow 
 Matching skin/touch-up wheel:
 Salt Finish/TW-1

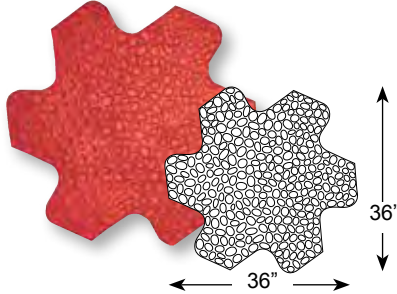


San Juan Pavers, FM-675
 29.5" x 30"
 (74.9 x 76.2 cm)
 Red 
 Matching skin/touch-up wheel:
 Rough Stone/TW-5




**Beverly Hills
Random Stone, FM-725**

29.125" x 29.125" (74 x 74 cm)
Red, Yellow and Blue
Heavily textured random fieldstones
Matching skin/touch-up wheel:
Rough Stone/TW-3
Joint size 3/8"-3/4" wide, 1/4"-3/8" deep
Stone size 7-15 1/4" wide, 10-16" long




Santa Fe Pebble, FM-795

36" x 36"
(91.4 x 91.4 cm)
Red
Joint size 1/4"-1/2" wide, 1/4" deep
Stone size 1"-2" wide, 2"-3 1/4" long



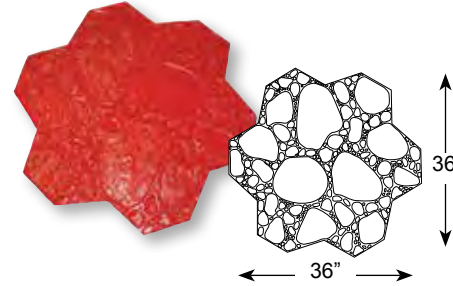
Blue Stone, FM-800 S/O

36" x 36"
(91.4 x 91.4 cm)
Blue
Matching skin/touch-up wheel:
Blue Stone/TW-5
Surrounding joint 1/4"



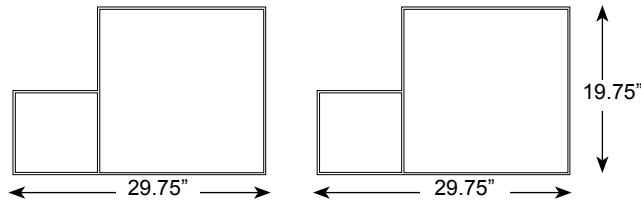
18 x 18 Utah Stone, FM-900 S/O

18" x 36"
(45.7 x 91.4 cm)
Blue
Matching skin/touch-up wheel:
Utah Stone/TW-5
Joint size 3/8"-1/2" wide, 3/8" deep
Stone size 18" square



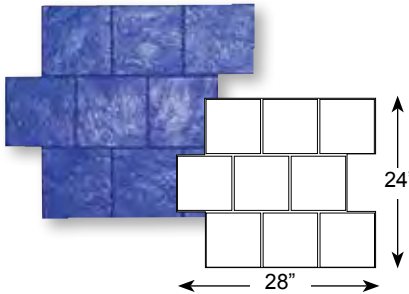
Garden Stone, FM-1285

36" x 36"
(91.4 x 91.4 cm)
Red
Joint size 5/8"-1 3/4" wide
Stone size 1 1/2"-12" wide, 1 1/2"-19" long



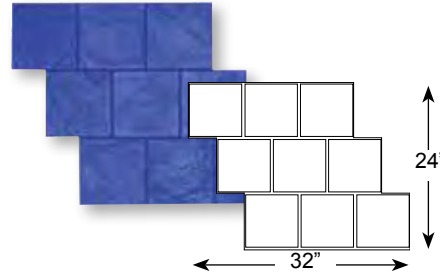
**Opa Locka Stone
FM-1000 S/O**

19.75" x 29.75"
(50.2 x 75.6 cm)
Red and Blue
Matching skin/touch-up wheel:
Rough Stone/TW-5
Joint size 1/4" wide, 1/4" deep
Stone sizes 19 3/4" and 9 3/4"-9 7/8"



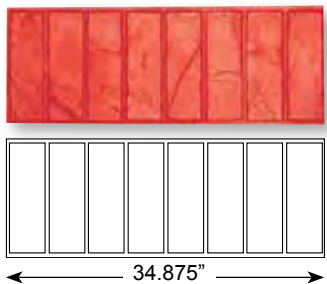
Metro Cobble - 1, FM-1150 S/O

24" x 28"
(60.96 x 71.1 cm)
Blue
Matching skin/touch-up wheel:
Rough Stone/TW-1
Joint size 1/4"-3/8" wide, 1/4" deep
Stone size 7 3/4" square



Metro Cobble - 2, FM-1151 S/O

24" x 32"
(60.96 x 81.3 cm)
Blue
Matching skin/touch-up wheel:
Smooth Slate/TW-1
Joint size 3/8"-1/2" wide, 1/4" deep
Stone size 7 3/4" square



Cut Stone Border, FM-1250 S/O

13" x 34.875"
(33 x 88.6 cm)
Red
Matching skin/touch-up wheel:
Smooth Slate/TW-3
Joint size 3/8" wide, 1/2" deep. Stone size 4" wide, 12" long.



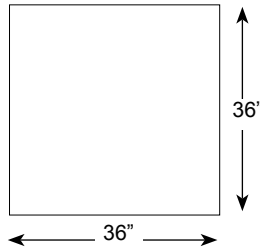

Cut Stone Double, FM-1275 S/O

8.875" x 8.875"
(22.5 x 22.54 cm)
Red
Matching skin/touch-up wheel:
Smooth Slate/TW-6
Joint size 3/4" wide, 3/4" deep
Stone size 4" wide, 8" long



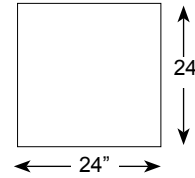
Cut Stone Double, FM-1280 S/O

8.875" x 12.875"
(22.54 x 32.7 cm)
Red
Matching skin/touch-up wheel:
Smooth Slate/TW-6
Joint size 3/4" wide, 1/2" deep. Stone size 4" wide, 12" long

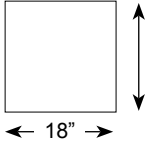


Heavy Stone Texture, FM-1400
 36" x 36"
 (91.4 x 91.4 cm)
 Yellow

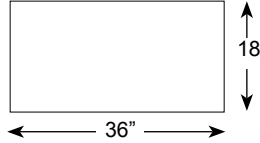
Matching skin/touch-up wheel: Heavy Stone/TW-1
 Surrounding joint 1/4"-3/8"



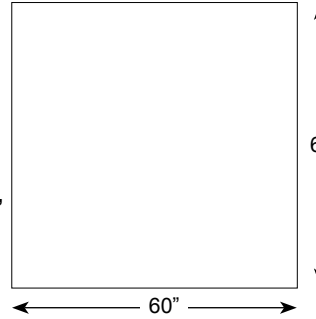
Heavy Stone Texture
 24" x 24", FM-1420
 (61 x 61 cm)
 Yellow



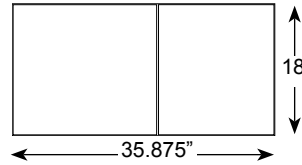
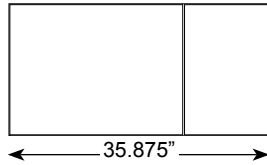
Heavy Stone Texture, FM-1440
 18" x 18"
 (45.7 x 45.7 cm)
 Yellow



Heavy Stone Texture, FM-1450
 18" x 36"
 (45.7 x 91.4 cm)
 Red



Heavy Stone Texture, FM-1460
 60" x 60"
 (152.4 x 152.4 cm)
 Blue



Walkway Stone, FM-1500 S/O
 18 x 35.875"
 (45.7 x 91.1 cm)
 Red and Blue


Matching skin/touch-up wheel: Rough Stone/TW-2
 Joint size 1/8"-1/4" wide, 3/8" deep
 Stone size 18" wide, 12"-23 1/2" long

Yorkstone Set, FM-3175 S/O


Includes 2 each of the below mats (One Blue and One Red)

A natural, blue stone surface with a sandy texture that includes veins throughout, creating a layered composition


Matching skin/touch-up wheel: Blue Stone/TW-5
 Surrounding joint 1/4" wide, 1/4" deep




18 x 30 Yorkstone, FM-3175E S/O
 18" x 30"
 (45.72 x 76.2 cm)
 Red, and Blue



24 x 24 Yorkstone, FM-3175G S/O
 24" x 24"
 (60.96 x 60.96 cm)
 Red, and Blue



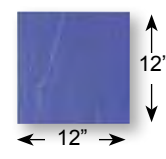
18 x 18 Yorkstone, FM-3175D S/O
 18" x 18"
 (45.72 x 45.72 cm)
 Red, and Blue



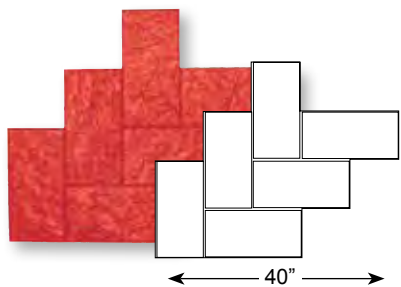
12 x 18 Yorkstone, FM-3175C S/O
 12" x 18"
 (30.48 x 45.72 cm)
 Red, and Blue



6 x 24 Yorkstone, FM-3175A S/O
 6" x 24"
 (15.24 x 60.96 cm)
 Red, and Blue

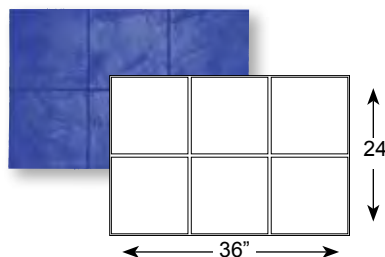


12 x 12 Yorkstone, FM-3175B S/O
 12" x 12"
 (30.48 x 30.48 cm)
 Red, and Blue



Large Herringbone, FM-1700
 32" x 40" (81.28 x 101.6 cm)
 Red

Matching skin/touch-up wheel: Rough Stone/TW-5
 Joint size 1/2"-3/4" wide, 1/2" deep
 Stone size 8" wide, 16" long



12" x 12" Blue Stone, FM-2350
 24" x 36" (60.96 x 91.44 cm)
 Blue

Matching skin/touch-up wheel: Blue Stone/TW-5
 Joint size 1/2"-5/8" wide, 3/8" deep
 Stone size 11 1/2" square

S/O - Compatible with Brickform Stampable Overlay

Slate Texture Mats

Slate is a sleek, metamorphic rock with fine veining patterns. The grain pattern of slate makes it a common resource for tile flooring because it is easily split into thin sheets. Brickform slate texture tools recreate the elegant, clean design of slate without the expense and hassle of installing fragile natural stones. Brickform Ashlar texture mats reflect the handcrafted, intricately-fitting stones of historic Ashlar configurations.



36" Ashlar Cut Slate, FM-3120 S/O

36" x 36" (91.44 x 91.44 cm)

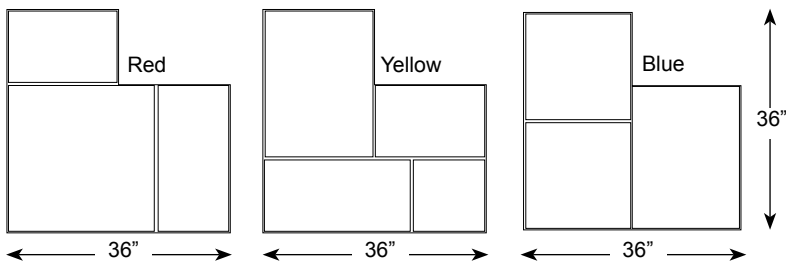
Red, Yellow and Blue

Stones with a slate surface, in an Ashlar pattern

Matching skin/touch-up wheel: Smooth Slate/TW-5

Joint size $\frac{3}{8}$ "- $\frac{3}{4}$ " wide, $\frac{3}{8}$ " deep

Available as Contractors Choice, EF-3120.



Ashlar Cut Slate, FM-3125 S/O

23.125" x 23.125" (58.74 x 58.74 cm)

Red, Yellow and Blue

A naturally laminated stone texture split along parallel

planes, hand-tooled to create a more pronounced,

chipped, fragmented texture with small, deep joints

Matching skin/touch-up wheel: Smooth Slate/TW-1

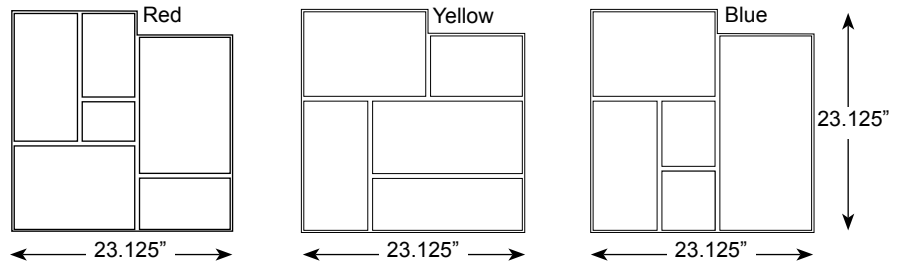
Joint size $\frac{1}{8}$ "- $\frac{1}{4}$ " wide, $\frac{3}{8}$ " deep

Stone size $5\frac{1}{4}$ "- $9\frac{1}{8}$ " wide, $6\frac{3}{4}$ "- $20\frac{5}{8}$ " long

Available as Contractors Choice, EF-3125.



* Available as gang tool, see page 61 for details.



Aidan Ashlar, FM-3130 S/O

23.125" x 23.125" (58.74 x 58.74 cm)

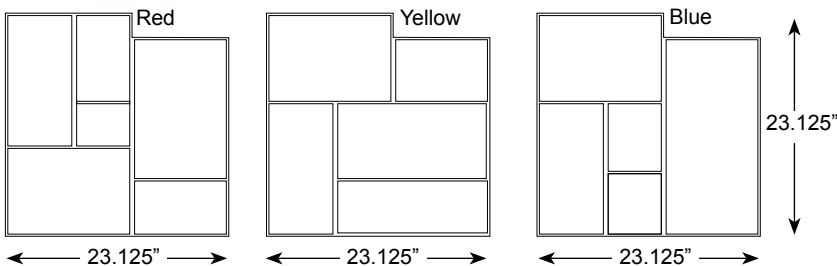
Red, Yellow and Blue

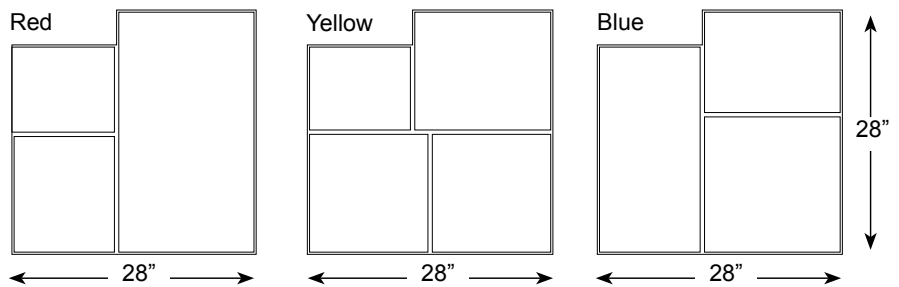
Similar to the Ashlar Cut Slate but with broad shallow joints

Matching skin/touch-up wheel: Smooth Slate/TW-5

Joint size $\frac{1}{4}$ "- $\frac{5}{8}$ " wide, $\frac{1}{2}$ " deep

Stone size $5\frac{1}{2}$ "- $9\frac{1}{8}$ " wide, $6\frac{3}{4}$ "- $20\frac{5}{8}$ " long






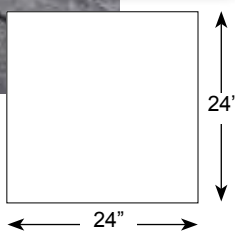
Large Ashlar Cut Slate
FM-3150 S/O
 28" x 28" (71.12 x 71.12 cm)
 Red, Yellow and Blue

Similar to Ashlar Cut Slate but the overall size is larger, with a softer texture
 Matching skin/touch-up wheel: Smooth Slate/TW-5
 Joint size $\frac{3}{8}$ "- $\frac{5}{8}$ " wide, $\frac{1}{2}$ " deep
 Stone size 10"-16" wide, 12"-28" long

Available as Contractors Choice, EF-3150

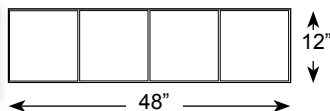
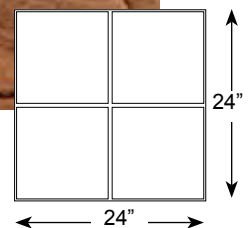


24" x 24" Slate Texture, FM-3200 S/O
 24" x 24" (60.96 x 60.96 cm)
 Red, Yellow and Blue
One complete stone with hand-tooled slate texture
 Matching skin/touch-up wheel: Smooth Slate/TW-5



12" x 12" Slate, FM-3250 S/O
 24" x 24" (60.96 x 60.96 cm) Blue

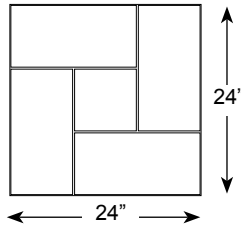
Slate tiles laid in a parallel pattern
 Matching skin/touch-up wheel: Smooth Slate/TW-5
 Joint size $\frac{3}{8}$ "- $\frac{1}{2}$ " wide, $\frac{1}{4}$ " deep
 Stone size 12" square



12" x 12" Slate Border
FM-3300 S/O

12" x 48" (30.48 x 121.92 cm) Red
A border of four 12" slate squares in a row
 Matching skin/touch-up wheel: Smooth Slate/TW-5
 Joint size $\frac{3}{8}$ " wide, $\frac{1}{8}$ " deep

S/O - Compatible with Brickform Stampable Overlay



California Weave, FM-3500 S/O

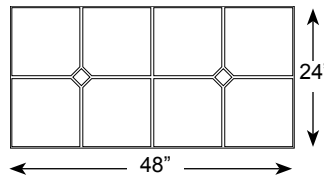
24" x 24" (60.96 x 60.96 cm) Red

Slate bricks form a woven pattern around a slate square.

Matching skin/touch-up wheel: Smooth Slate/TW-5

Joint size 3/8"-3/4" wide, 1/2" deep

Stone sizes 8"x8" and 8"x16"



**Slate with Diamond Inset
FM-3350 S/O**

24" x 48" (60.96 x 121.92 cm) Blue

An elegant arrangement of Italian slate, with diamond-shaped insets for added detail

Matching skin/touch-up wheel: Smooth Slate/TW-5

Joint size 3/8" wide, 1/4" deep

Stone size 12" square, diamond inset size 4" square



Walkway Slate, FM-3400 S/O

18" x 36" (45.72 x 91.44 cm)

*Red, Yellow and Blue

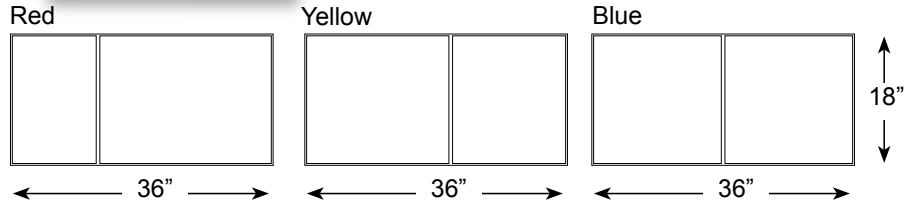
*Stone sizes vary

Square and rectangular slate tiles, of various sizes, set in parallel rows.

Matching skin/touch-up wheel: Smooth Slate/TW-5

Joint size 1/2"-5/8" wide, 1/2" deep

Stone size 18" wide, 12"-24" long



Grand Ashlar, FM-3675

36" x 36" (91.44 x 91.44 cm)

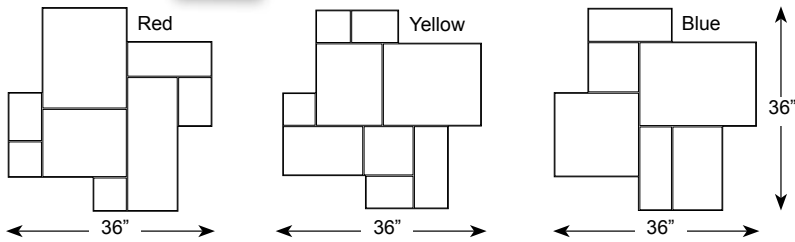
Red, Yellow and Blue

Stones of various shapes and sizes laid in an Ashlar pattern, with a slate texture

Matching touch-up wheel: TW-5

Joint size 1/8"-3/8" wide, 3/8" deep

Stone size 6"-15" wide, 6"-22" long



New England Basket Weave FM-3600 S/O

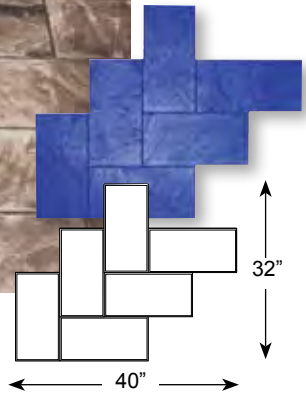
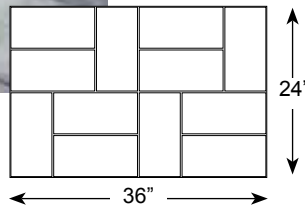
24" x 36" (60.96 x 91.44 cm) Blue

Hand-tooled slate in a basket weave pattern

Matching skin/touch-up wheel: Smooth Slate/TW-5

Joint size 1/4"-5/8" wide, 3/8" deep

Stone size 6" wide, 12" long



Herringbone Slate, FM-3550 S/O

32" x 40" (81.28 x 101.6 cm) Blue

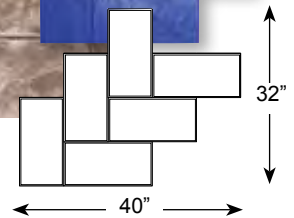
A classic herringbone pattern of slate stones

laid at right angles to each other

Matching skin/touch-up wheel: Smooth Slate/TW-5

Joint size 1/8"-3/8" wide, 3/8" deep

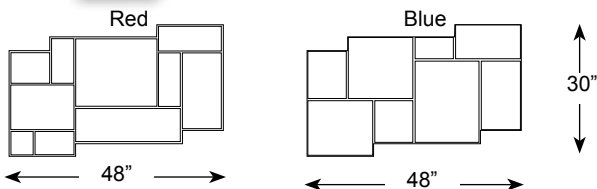
Stone size 8" wide, 16" long




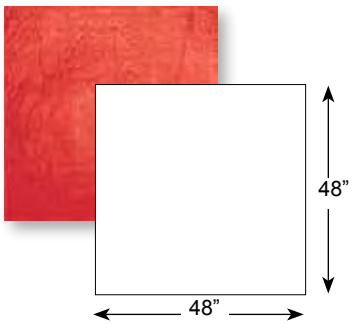
American Ashlar Slate, FM-3160

48" x 30" (121.9 x 61cm)

Red and Blue

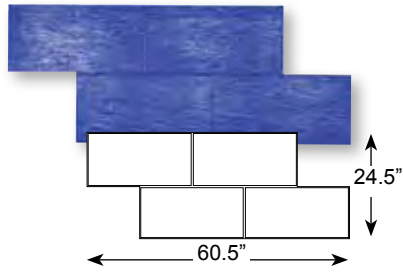



Slate Texture Mats *Made-to-Order*  *2-week production lead time*



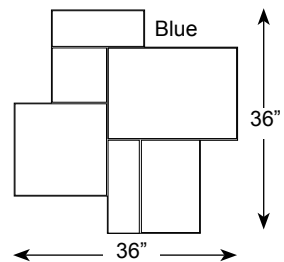
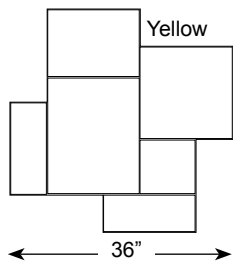
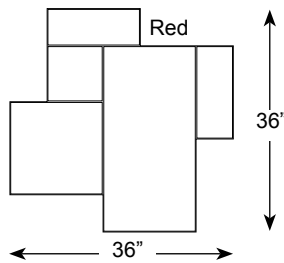

48" x 48" Slate Texture w/joint, FM-3190 S/O 
 48" x 48"
 (121.92 x 121.92 cm) Red
A large single stone with slate texture and sharp cut corners and quarter inch surrounding joint


Matching skin/touch-up wheel:
 Smooth Slate/TW-5
 Surrounding joint 1/4" wide, 1/4" deep



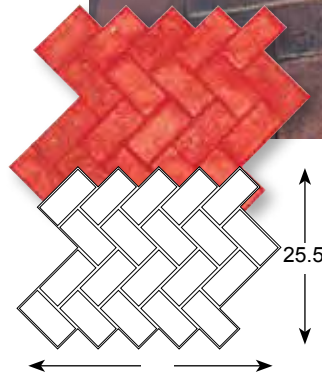
Running Bond Slate, FM-3575 
 24.5" x 60.5"
 (62.23 x 153.67 cm) Blue
Renaissance slate texture set in a running bond pattern

Matching skin/touch-up wheel: Slate/TW-3
 Joint size 1/2" wide, 1/4" deep
 Stone size 11 3/4" wide, 23 1/4" long




Regal Ashlar (Blue Stone), FM-3650 S/O 
 36" x 36" (91.44 x 91.44 cm) Red, Yellow, and Blue
Blue stone textured tiles, with worn beveled edges, arranged in an ashlar pattern
 Touch-up wheel: TW-5
 Joint size 3/8" wide, 1/4" deep. Stone size 6"-15" wide, 9"-30" long.


Brick Texture Mats



Herringbone Used Brick FM-5000 S/O

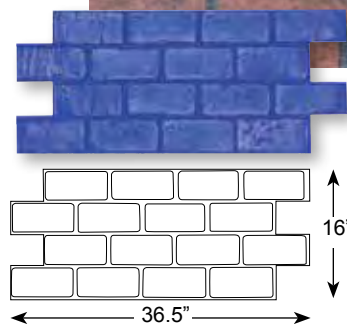
25.5" x 36.5" (64.77 x 92.71 cm) Red
A weatherworn brick surface with an uneven texture and rounded broken edges
 Matching skin/touch-up wheel: Used Brick/TW-4
 Joint size 1/4"-1/2" wide, 1/4" deep
 Brick size 3 3/4" wide, 7 1/2" long

Available as gang tool, see page 59 for details.
 Available as Contractors Choice, EF-5000 




Herringbone New Brick (Fine Grout), FM-5050 S/O

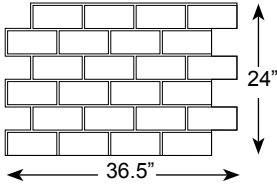
25.5" x 36.5" (64.77 x 92.71 cm) Red
A wire-cut common brick texture with sharp corners and few indentations or irregularities over the surface
 Matching skin/touch-up wheel: New Brick/TW-4
 Joint size 3/8"-1/2" wide, 1/4" deep
 Brick size 3 5/8" wide, 7 3/4" long



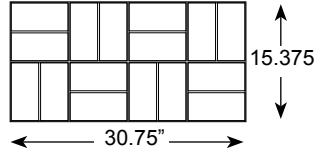
Running Bond Used Brick FM-5100 S/O

16" x 36.5" (40.64 x 92.71 cm) Blue
Used bricks laid end-to-end, with sandy joints
 Matching skin/touch-up wheel: Used Brick/TW-4
 Joint size 3/8"-1/2" wide, 1/4" deep
 Brick size 3 1/2" wide, 7 1/2" long

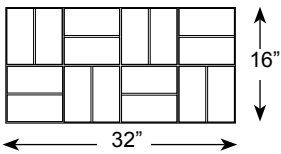
Available as Contractors Choice, EF-5100 
 Available as gang tool, see page 61 for details.



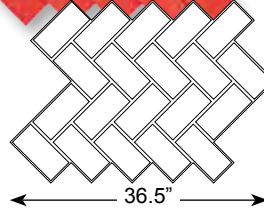
Running Bond New Brick
FM-5150 S/O
 24" x 36.5" (60.96 x 92.71 cm) Red
A running bond pattern with smooth joints
 Matching skin/touch-up wheel: New Brick/TW-4
 Joint size 1/2"-3/4" wide, 1/4" deep
 Brick size 3 1/2" wide, 7 1/2" long
 Available as Contractors Choice, EF-5150



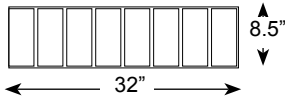
Basket Weave Used Brick
FM-5200 S/O
 15.375" x 30.75" (39.05 x 78.10 cm) Blue
Used bricks in a basket weave pattern with smooth ungrouted joints
 Matching skin/touch-up wheel: Used Brick/TW-4
 Joint size 1/8"-1/4" wide, 3/8" deep
 Brick size 3 3/4" wide, 7 3/8" long
 Available as gang tool, see page 61 for details.



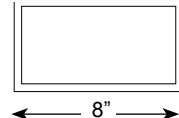
Basket Weave New Brick
FM-5250 S/O
 16" x 32" (40.64 x 81.28 cm) Blue
New bricks in a basket weave pattern with sandy joints
 Matching skin/touch-up wheel: New Brick/TW-4
 Joint size 3/8"-1/2" wide, 1/4" deep
 Brick size 3 5/8" wide, 7 3/4" long



Herringbone New Brick
(Sanded Joint) FM-5900 S/O
 25.25" x 36.5" (64.12 x 92.71 cm) Red
New bricks with sandy joints
 Matching skin/touch-up wheel: New Brick/TW-4
 Joint size 3/8"-1/2" wide, 1/4" deep
 Brick size 3 3/4" wide, 7 3/4" long

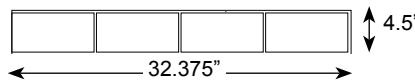


4" x 8" New Brick Border,
FM-5325, S/O
 8.5" x 32.25" (21.59 x 81.92 cm) Red
A border of new bricks laid side-by-side
 Matching skin/touch-up wheel: New Brick/TW-7
 Also Available: **4" x 8" Used Brick Border, FM-5300 S/O**
 8.5" x 32" (21.59 x 81.28 cm) Red
A border of used bricks laid side-by-side
 Matching skin/touch-up wheel: Used Brick/TW-4
 Joint size 3/8"-1/2" wide, 1/4" deep
 Brick size 3 1/2" wide, 7 1/2" long



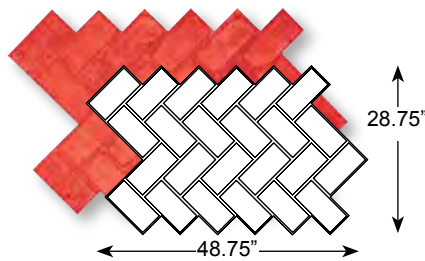
Single New Brick, FM-5550 S/O
 4" x 8" (10.16 x 20.32 cm) Red
A single new brick with sharp edges
 Joint size 3/8" wide, 1/4" deep
 Brick size 3 5/8" wide, 7 5/8" long


Also Available:
Single Used Brick, FM-5500 S/O
 4" x 8" (10.16 x 20.32 cm) Blue
A single used brick with rounded edges

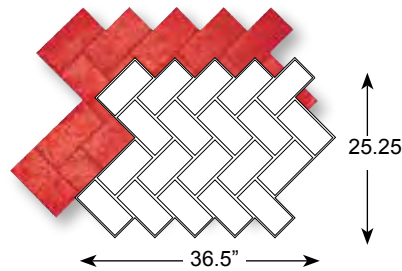



Used Brick Runner, FM-5600 S/O
 4.5" x 32.375"
 (11.43 x 82.23 cm) Blue
A border of used bricks laid end-to-end
 Joint size 3/8" wide, 1/4" deep
 Brick size 3 5/8" wide, 7 3/4" long

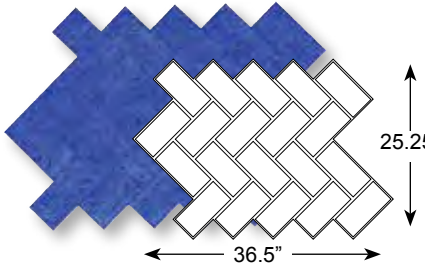
HINT! Matching thin mats "flopies" are available for all Brickform Texture Mats




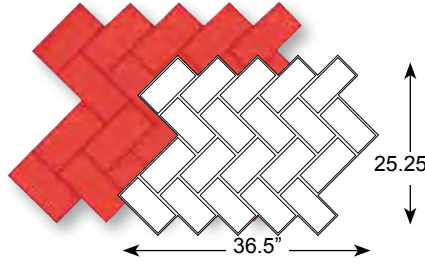
Herringbone Used Brick, FM-5020 
 28.75" x 48.75"
 (73.03 x 123.83 cm) Red
 A more weathered used brick with ungrouted joints
 Matching skin/touch-up wheel: Used Brick/TW-6
 Joint size $\frac{3}{8}$ "- $\frac{3}{4}$ " wide, $\frac{1}{8}$ " deep
 Stone size 4" wide, 8 $\frac{1}{2}$ " long




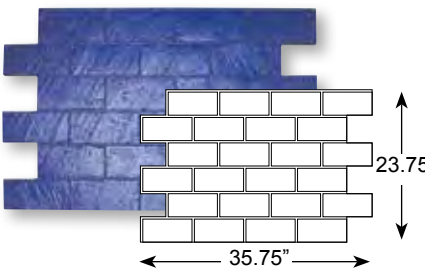
Herringbone New Brick Butt Joint, FM-5080 
 25.25" x 36.5"
 (64.12 x 92.71 cm) Red
 New bricks in a tight-fitting herringbone pattern
 Matching skin/touch-up wheel: New Brick/TW-1
 Joint size $\frac{1}{8}$ "- $\frac{1}{4}$ " wide, $\frac{1}{8}$ " deep
 Stone size 3 $\frac{1}{8}$ " wide, 7 $\frac{7}{8}$ " long




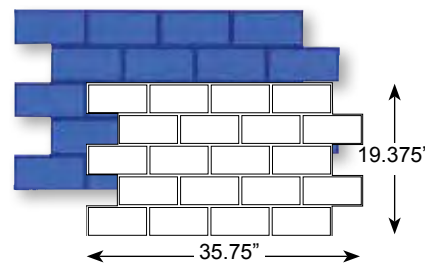
Herringbone Used Brick Butt Joint, FM-5085 
 25.25" x 36.5"
 (64.12 x 92.71 cm)
 Matching skin/touch-up wheel: Used Brick/TW-1
 Joint size $\frac{3}{8}$ "- $\frac{3}{16}$ " wide, $\frac{1}{8}$ " deep
 Stone size 3 $\frac{3}{4}$ " wide, 7 $\frac{3}{4}$ " long




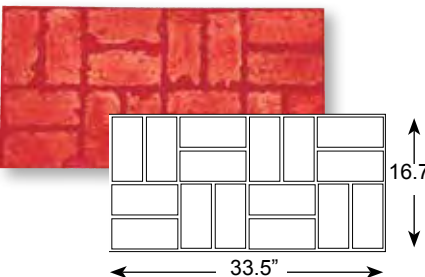
Untextured Herringbone Brick with 1/2" V-Joint, FM-5090 
 25.25" x 36.5" (64.12 x 92.71 cm)
 Red
 Smooth bricks with ungrouted v-joints
 Touch-up wheel: TW-5
 Joint size $\frac{3}{8}$ " wide, $\frac{3}{8}$ " deep
 Stone size 3 $\frac{1}{2}$ " wide, 7 $\frac{3}{4}$ " long




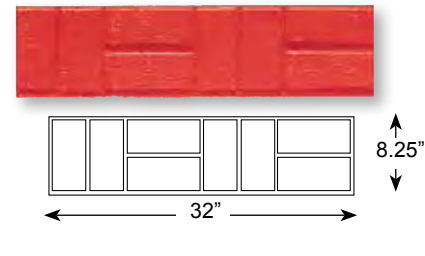
Running Bond New Brick with 1/4" Joint, FM-5140 
 23.75" x 35.75"
 (60.3 x 90.8 cm) Blue
 Matching skin: New Brick
 Joint size $\frac{1}{8}$ "- $\frac{3}{4}$ " wide, $\frac{1}{4}$ " deep




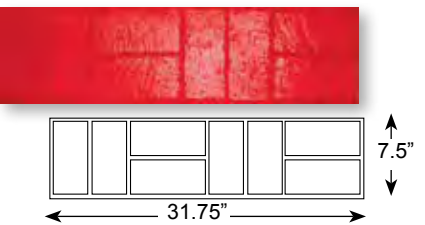
Untextured Running Bond New Brick with 1/2" V-Joint, FM-5160 
 19.375" x 35.75"
 (49.2 x 90.8 cm) Blue
 Touch-up wheel: TW-5
 Joint size $\frac{1}{2}$ " wide, $\frac{1}{4}$ " deep
 Stone size 3 $\frac{3}{8}$ " wide, 7 $\frac{1}{4}$ " long




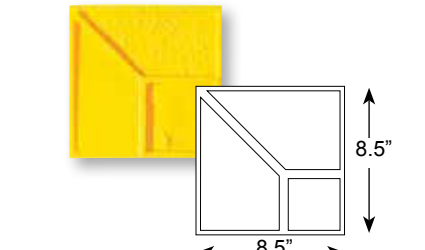
Old English Basket Weave, FM-5225 
 16.75" x 33.5"
 (42.54 x 85.09 cm) Red
 Matching skin/touch-up wheel: Used Brick/TW-7
 Joint size $\frac{1}{4}$ "- $\frac{3}{8}$ " wide, $\frac{3}{8}$ " deep
 Stone size 3 $\frac{3}{4}$ " wide, 8" long




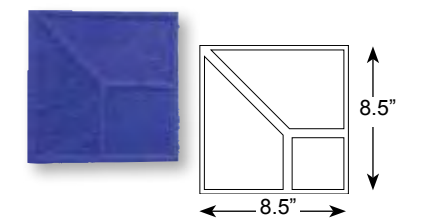
4" x 8" Basket Weave Used Brick Border, FM-5350 
 8.25" x 32"
 (20.96 x 81.28 cm) Red
 Matching skin/touch-up wheel: Used Brick/TW-2
 Joint size $\frac{1}{4}$ "- $\frac{3}{8}$ " wide, $\frac{3}{8}$ " deep
 Stone size 3 $\frac{3}{4}$ " wide, 7 $\frac{5}{8}$ " long




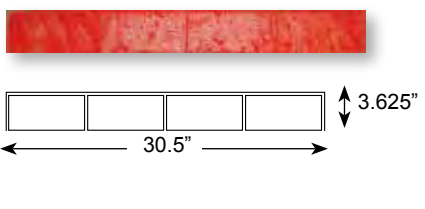
4" x 8" Basket Weave New Brick Border, FM-5375 
 7.5" x 31.75"
 (19.1 x 80.6 cm) Red
 Matching skin/touch-up wheel: New Brick/TW-4
 Joint size $\frac{1}{2}$ " wide, $\frac{1}{4}$ " deep
 Stone size 3 $\frac{1}{2}$ " wide, 7 $\frac{1}{2}$ " long



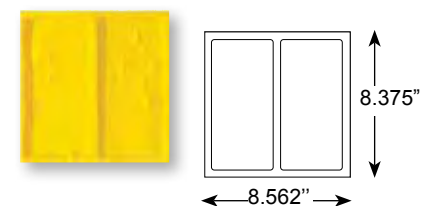
Used Brick Corner, FM-5400 
 8.5" x 8.5" (21.59 x 21.59 cm) Yellow
 Matching skin/touch-up wheel: Used Brick/TW-4
 Joint size $\frac{3}{8}$ " wide, $\frac{1}{4}$ " deep
 Stone size 3 $\frac{1}{2}$ " wide, 7 $\frac{1}{2}$ " long




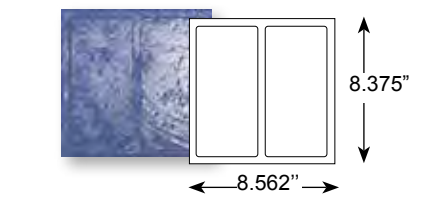
New Brick Corner, FM-5450 
 8.5" x 8.5" (21.59 x 21.59 cm) Blue
 Matching skin/touch-up wheel: New Brick/TW-4
 Joint size $\frac{3}{8}$ " wide, $\frac{1}{4}$ " deep
 Stone size 3 $\frac{1}{2}$ " wide, 7 $\frac{1}{2}$ " long




4" x 8" New Brick Runner, FM-5650 
 3.625" x 30.5" (9.21 x 77.47 cm) Red
 Matching skin: New Brick
 Joint size $\frac{1}{8}$ " wide, $\frac{1}{8}$ " deep
 Stone size 3 $\frac{1}{2}$ " wide, 7 $\frac{1}{2}$ " long



Used Brick Double, FM-5700 
 8.375" x 8.562" (21.27 x 21.75 cm) Yellow
 Matching skin/touch-up wheel: Used Brick/TW-4
 Joint size $\frac{3}{8}$ " wide, $\frac{1}{4}$ " deep
 Stone size 3 $\frac{5}{8}$ " wide, 7 $\frac{5}{8}$ " long

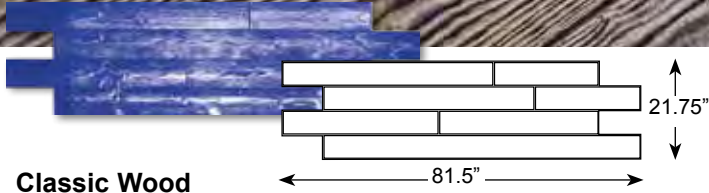


New Brick Double, FM-5750 
 8.375" x 8.562" (21.27 x 21.75 cm) Blue
 Matching skin/touch-up wheel: New Brick/TW-4
 Joint size $\frac{1}{2}$ " wide, $\frac{1}{4}$ " deep
 Brick size 3 $\frac{3}{8}$ " wide, 7 $\frac{1}{2}$ " long

S/O - Compatible with Brickform Stampable Overlay

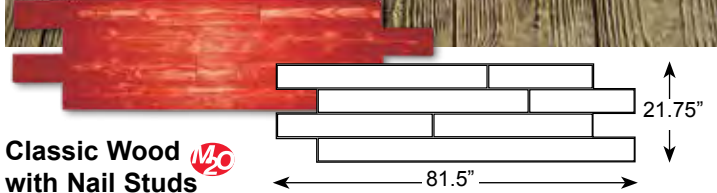
Wood Texture Mats

Made-to-Order 
2-week production lead time



Classic Wood FM-8700 S/O

81.5" x 21.75" (207 x 55.2 cm) Blue
Combining multiple wood grains to offer a bold, pronounced, exposed grain texture with six-inch wide planks
Matching skin/touch-up wheel: FM-8700FE/TW-5
Joint size 1/8" wide, 3/16" deep
Plank size 6" wide, 23 1/2"-71" long



Classic Wood with Nail Studs FM-8710 S/O

81.5" x 21.75" (207 x 55.2 cm) Red
Combining multiple wood grains to offer a bold, pronounced, exposed grain texture with six-inch wide planks and oversized nail heads
Matching skin/touch-up wheel: FM-8700FE/TW-5
Joint size 1/8" wide, 3/16" deep
Plank size 6" wide, 23 1/2"-71" long



- 2' Cedar Wood Plank, FM-8110 S/O**
11.5" x 24" (29.21 x 60.96 cm) Blue
- 3' Cedar Wood Plank, FM-8210 S/O**
11.5" x 36" (29.21 x 91.44 cm) Blue
- 4' Cedar Wood Plank, FM-8310 S/O**
11.5" x 48" (29.21 x 121.92 cm) Blue
- 6' Cedar Wood Plank, FM-8410 S/O**
11.5" x 72" (29.21 x 182.88 cm) Blue
- 8' Cedar Wood Plank, FM-8510 S/O**
11.5" x 96" (29.21 x 243.84 cm) Blue

A cedar wood texture with coarse, pronounced grain and a rough surface appearance that incorporates oversized nail heads at each end

Matching skin/touch-up wheel: FM-8010FE/TW-5
Surrounding joint 1/8"



- 2' Wood Plank, FM-8100 S/O **
12" x 24" (30.48 x 60.96 cm) Blue
- 3' Wood Plank, FM-8200 S/O**
12" x 36" (30.48 x 91.44 cm) Blue
- 4' Wood Plank, FM-8300 S/O**
12" x 48" (30.48 x 121.92 cm) Blue
- 6' Wood Plank, FM-8400 S/O**
12" x 72" (30.48 x 182.88 cm) Blue
- 8' Wood Plank, FM-8500 S/O**
12" x 96" (30.48 x 243.84 cm) Blue


A wood grain texture with lightly pronounced veins and a mild surface texture

Matching skin/touch-up wheel: FM-8000FE/TW-5
Surrounding joint 1/8"

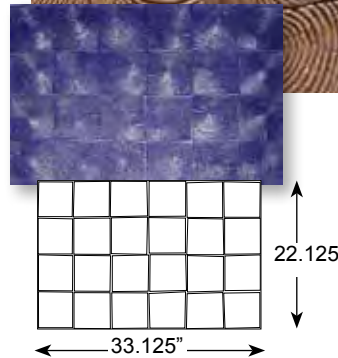
S/O - Compatible with Brickform Stampable Overlay








3" Cedar Wood Flooring, FM-8015 
 18" x 82" (45.72 x 208.28 cm) Yellow
 Cedar wood planks laid end-to-end
 Matching skin/touch-up wheel: FM-8000FE/TW-5
 Joint size 3/16"-1/4" wide, 5/16" deep. Plank size 3" wide, 7 1/2"-38" long.



Wood Block 
FM-8600 S/O
 22.125" x 33.125" (56.19 x 84.13 cm)
 Blue
 Wood blocks cut perpendicular to the grain
 Matching skin/touch-up wheel:
 FM-8000FE/TW-1
 Joint size 1/4"-1/2" wide, 3/16" deep
 Block size 5 1/4" square



Bridges of Madison County

Deep in the American heartland reside the historic Bridges of Madison County. Subject of the eponymous novel, film, and musical, they are now the inspiration for Brickform's newest line of textures. These stamps were derived from real planks and timbers dating back to the late 19th century.

- 4' Wood Plank, FM-8320B S/O** *floppy available
15" x 48" (38.1 x 121.92 cm) Blue
- 6' Wood Plank, FM-8420 S/O**
15" x 72" (38.1 x 182.88 cm) Blue
- 8' Wood Plank, FM-8520 S/O**
15" x 96" (38.1 x 243.84 cm) Blue
- 10' Wood Plank, FM-8620 S/O**
15" x 120" (38.1 x 304.8 cm) Blue
Surrounding joint depth 1/4"

Bridges Set FM-8020S includes:


- FM-8320B, Qty:1 (4')
- FM-8520B, Qty:2 (8')
- FM-8420B, Qty:2 (6')
- FM-8620B, Qty:2 (10')



Weathered Wood Plank, FM-8750
 76.125" x 29.625"
 (193.36 x 75.25 cm)
 Yellow



Tile Texture Mats

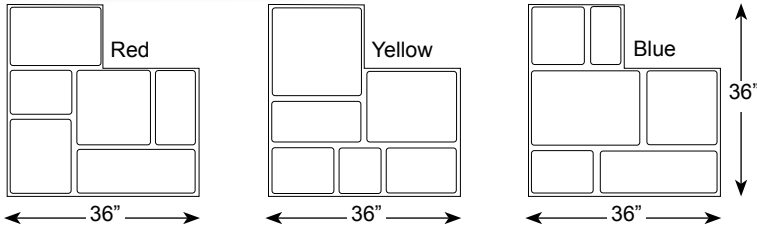


Chateau Ashlar, FM-7450

36" x 36" (91.44 x 91.44 cm)
Red, Yellow and Blue

A smooth and elegant Ashlar pattern consisting of rounded stones with sandy joints

Matching touch-up wheel: TW-7
Joint size 3/4"-1 1/4" wide, 3/16" deep
Tile size 6 1/2"-14" wide, 8 3/4"-22 1/2" long



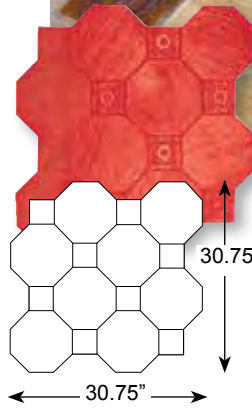
Octagon Tile, FM-7100 S/O

37.5" x 37.5" (95.25 x 95.25 cm)
Blue

A blue stone texture laid out in a highly decorative pattern

Matching skin/touch-up wheel: Blue stone/TW-2
Joint size 1/4"-3/8" wide, 1/4" deep
Tile size 11 3/4" wide, 11 3/4" long, 5" square inset

Tile Texture Mats **MCO** Made-to-Order **MCO** 2-week production lead time

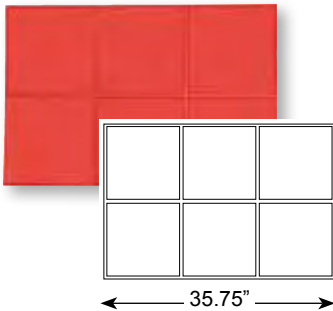


Santa Barbara Tile, FM-7025 S/O **MCO**

30.75" x 30.75" (78.1 x 78.1 cm)
Red

Slate textured octagons and rosette squares laid out in a unique, highly decorative pattern

Matching touch-up wheel: TW-4
Joint size 1/4"-3/8" wide, 1/8" deep
Tile size 8" square, 4" square inset

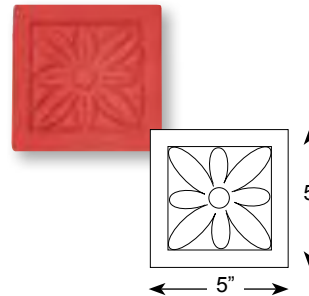


12" x 12" Mexican Tile (Smooth Texture), FM-7000 **MCO**

23.75" x 35.75" (60.32 x 90.80 cm)
Red

A clay-tile texture that incorporates an irregular surface with pronounced, rounded edges

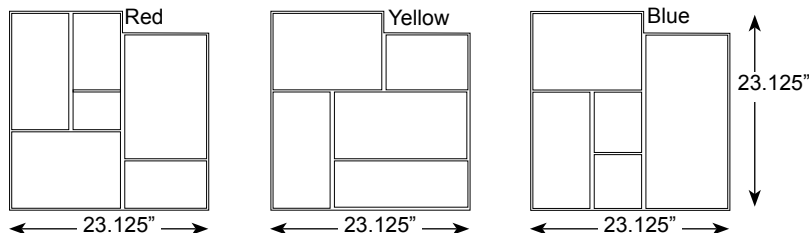
Touch-up wheel: TW-6
Joint size 1/2"-5/8" wide, 1/4" deep
Tile size 11 3/8" square



Octagon Tile Flower, FM-7125 **MCO**

5" x 5" (12.7 x 12.7 cm)
Red

A decorative tile flower set within a small square




Untextured Ashlar with 1/2" V-Joint, FM-7150 **MCO**

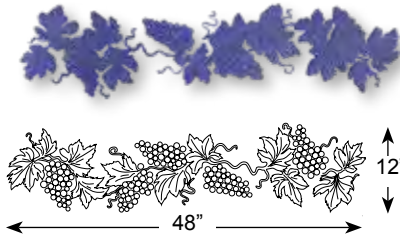
23.125" x 23.125" (58.73 x 58.73 cm)
Red, Yellow and Blue


Smooth untextured rectangles in a sharp Ashlar pattern
Touch-up wheel: TW-5
Joint size 1/2" wide, 1/4" deep
Tile size 5 1/2"-9 7/8" wide, 6 3/4"-20 5/8" long


S/O - Compatible with Brickform Stampable Overlay


Border Tools

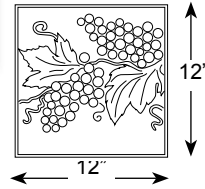

Made-to-Order 
2-week production lead time




Grapevine Strand, FM-912
12" x 48"
(30.48 x 121.92 cm)
Blue 
A stand-alone grapevine border




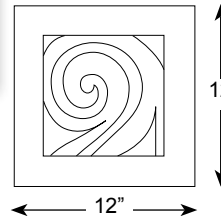
Grapevine Border, FM-910
12" x 48" 
(30.48 x 121.92 cm) Blue
A grapevine border with textured background




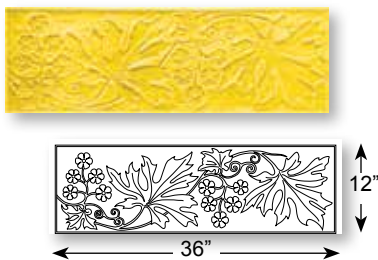
Grapevine Border Corner, FM-911 
12" x 12"
(30.48 x 30.48 cm) Blue




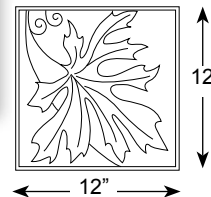
Swirl Border, FM-925 
12" x 48"
(30.48 x 121.92 cm) Blue
An elegant scrolling pattern with a surrounding smooth border



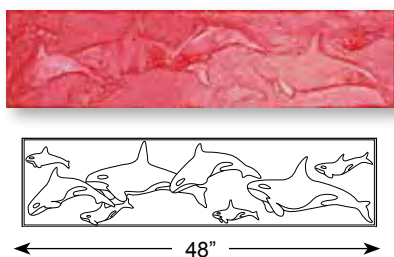
Swirl Border Corner, FM-92
12" x 12" (30.48 x 30.48 cm)
Blue 




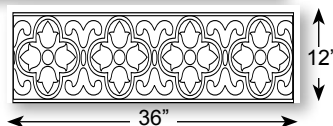
Autumn Leaf Border, FM-915 
12" x 36" (30.48 x 91.44 cm)
Yellow
A rustic pattern featuring autumn leaves and flowers




Autumn Leaf Border Corner, FM-916 
12" x 12" (30.48 x 30.48 cm)
Yellow



Whale Border, FM-920 
12" x 48"
(30.48 x 121.92 cm)
Red
Orca whales of various sizes, swimming gracefully



Spring Medallion, FM-930 
12" x 36"
(30.48 x 91.44 cm)
Yellow
A classic geometric pattern with curved shapes

HINT! Matching thin mats "flopies" are available for all Brickform Texture Mats

Creative Images Texture Mats

Brickform developed the Creative Images line of texture mats to incorporate the latest in textures, designs and usability. Creative Images mats are larger, an average of nine square feet, which means fewer placements and less touch-up work. Creative Images mats are made of firmer material, which allows you to begin stamping sooner. Choose Creative Images to create the best possible impression with the least amount of effort.



Ashlar, TM-100

36" x 36" (91.44 x 91.44 cm)

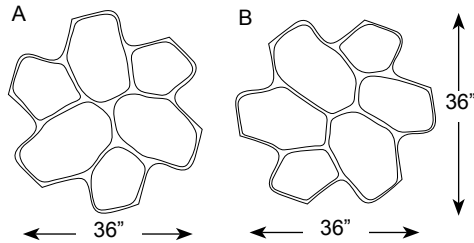

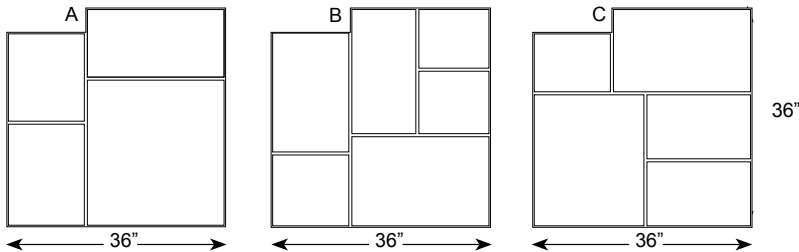
Pattern: A, B and C

An Ashlar pattern of blue stone slate

Matching skin/touch-up wheel: Blue Stone/TW-5

Joint size $\frac{3}{8}$ "- $\frac{3}{4}$ " wide, $\frac{3}{8}$ " deep

Stone size 10 $\frac{1}{2}$ "-24" wide, 11 $\frac{1}{2}$ "-21" long



Random Stone, TM-200

36" x 36" (91.44 x 91.44 cm)

Pattern: A and B

A natural looking arrangement of slate-textured random stones

Matching skin/touch-up wheel: Slate/TW-6

Joint size $\frac{1}{4}$ "- $\frac{7}{8}$ " wide, $\frac{1}{2}$ " deep

Stone size 9"-11 $\frac{1}{2}$ " wide, 10 $\frac{3}{4}$ "-17 $\frac{1}{2}$ " long

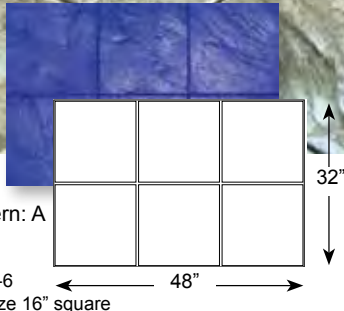




16" x 16" Slate, TM-300

32" x 48" (81.28 x 121.92 cm) Pattern: A
Slate squares in two rows, with angled, ungrouted joints

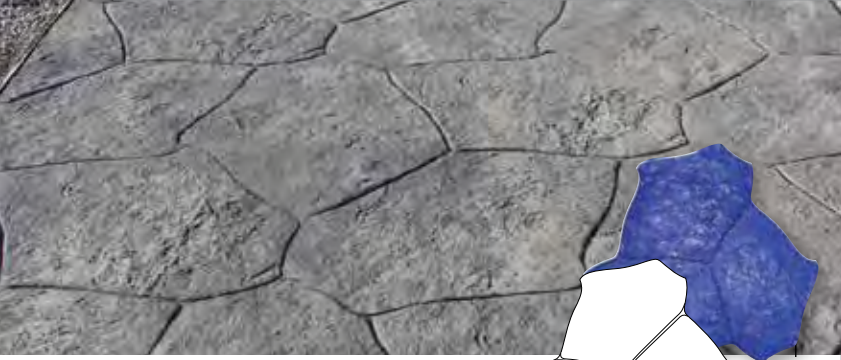

Matching skin/touch-up wheel: Slate/TW-6
Joint size 1/2"-3/4" wide, 1/4" deep. Stone size 16" square



European Fan, TM-400

28" x 50" (71.12 x 127 cm) Pattern: A
Curved slate bricks gracefully arranged in a European Fan pattern

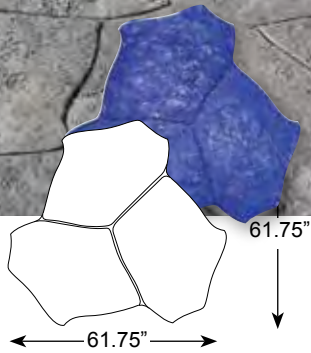
Matching skin/touch-up wheel: Slate/TW-7
Joint size 3/8"-3/4" wide, 1/4" deep. Stone size 5 1/8"-5 1/2" wide, 4 1/2"-7" long



Mesa Random Stone, TM-500

61.75" x 61.75" (156.85 x 156.85 cm)
Pattern: A

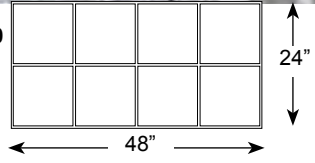
Random stones sculpted to have a rough, irregular shape. Matching skin: Mesa Stone
Joint size 1/4"-3/8" wide, 3/8" deep. Stone size 26"-30" wide, 40" long.



12" x 12" Slate - 1/4" Joint, TM-600

24" x 48" (60.96 x 121.92 cm) Pattern: A
Rows of slate squares with beveled edges

Matching skin/touch-up wheel: Slate/TW-5
Joint size 3/8"-1/2" wide, 1/4" deep
Stone size 12" square



Flagstone, TM-700

48" x 48" (121.92 x 121.92 cm)

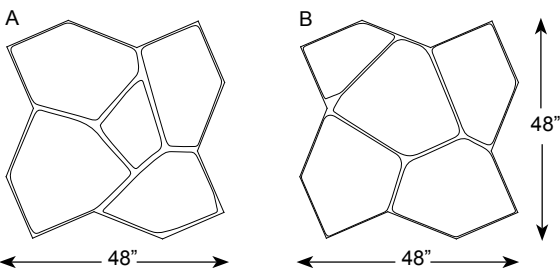

Pattern: A and B

Flagstones with hand chiseled edges grouped in a random formation

Matching touch-up wheel: TW-6

Joint size 3/8"-1 1/2" wide, 1/4" deep

Stone size 11-21 1/4" wide, 16 3/8"-21 3/4" long



Pennsylvania Cobble (Sanded Joint) TM-820
 31.5" x 47.5" (80.01 x 120.65 cm) Pattern: A
 A staggered pattern of cobblestone with sandy joints and rounded edges
 Matching touch-up wheel: TW-7
 Joint size 3/8"-1" wide, 3/8" deep. Stone size 4 3/8"-4 3/4" wide, 5 1/4"-9 1/4" long

Pennsylvania Station Cobble (Smooth Joint) TM-840
 53.5" x 30.875" (135.89 x 78.42 cm) Pattern: A
 A staggered pattern of cobblestone with smooth joints and rounded edges
 Matching touch-up wheel: TW-6
 Joint size 1/8"-1" wide, 3/8" deep. Stone size 4 1/2".

12" x 12" Slate-Butt Joint TM-900
 24" x 48" (60.96 x 121.92 cm) Pattern: A
 Sharp slate squares butted up against each other in two rows
 Matching skin/touch-up wheel: Slate/Chisel
 Stone size 12" square

Slate Border, TM-1010
 16" x 40" (40.64 x 101.6 cm)
 Pattern: A
 Matching skin/touch-up wheel: Slate/TW-3
 Joint size 1/4"-5/8" wide, 3/8" deep
 Stone size 9 3/4" wide, 15 1/4" long

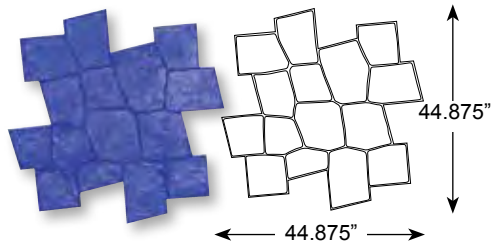
Tile Border, TM-1020
 14" x 47.75" (35.56 x 121.28 cm) Pattern: A
TM-1020-1 Tile Border Corner Piece
 18.25" x 20.75" (46.36 x 52.71 cm) Pattern: A
 Matching touch-up wheel: TW-2
 Joint size 1/4" wide, 1/4" deep. Tile size: 5" square, 4" square, 2 1/2" x 5".

Bushed Border, TM-1030
 12" x 48" (30.48 x 121.92 cm)
 Pattern: A
 Matching touch-up wheel: TW-5
 Joint size 1/2" wide, 1/4" deep. Stone size 10" wide, 22" long

30" x 30" Bushed Stone, TM-1200
 30" x 60" (76.2 x 152.4 cm) Pattern: A
 Two bushed stones with square corners and sharp beveled edges
 Matching touch-up wheel: TW-5
 Joint size 3/8" wide, 1/4" deep. Stone size 30" square

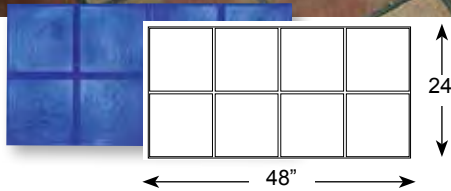
Castle Stone, TM-1300
 47.5" x 47.5" (120.65 x 120.65 cm)
 Pattern: A and B
 Irregular shaped natural stones
 Matching skin/touch-up wheel: Yucatan/TW-5
 Joint size 3/8"-3/4" wide, 3/8" deep. Stone size 9 3/8"-21" wide, 11 1/4"-25" long

Creative Images Mats *continued*



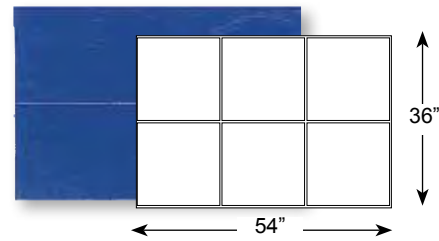
Luccia Stone, TM-1350

44.875" x 44.875" (113.98 x 113.98 cm) Pattern: A
 Slate stones with irregular edges, in a random pattern
 Matching skin: Smooth Slate
 Joint size 1/4" wide, 1/8" deep
 Stone sizes 6 1/2" x 7 5/8" to 10 3/4" x 11 1/8"




12" x 12" Mexican Tile, TM-1400

24" x 48" (60.96 x 121.92 cm) Pattern: A
 Beautiful Mexican tiles with sandy joints
 Matching touch-up wheel: TW-7
 Joint size 3/4" wide, 1/4" deep
 Tile size 11 1/4" square



18" x 18" Slate, TM-1620

36" x 54" (91.44 x 137.16 cm) Pattern: A
 Three slates with sharp edges, laid in two rows
 Matching skin/touch-up wheel: Slate/TW-5
 Joint size 1/2"-5/8" wide, 3/16" deep
 Stone size 18" square



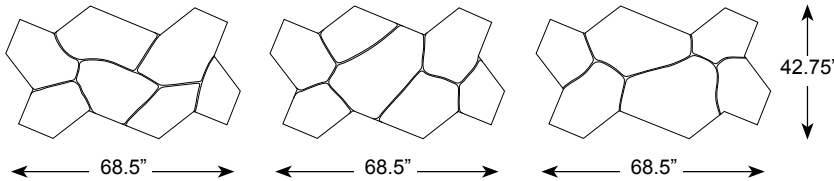
Verona Stone, TM-1500

42.75" x 68.5" (108.58 x 173.99 cm)
 Red, Yellow and Blue
 A unique random pattern of irregular stones
 Matching skin/touch-up wheel: Blue Stone/TW 2-3
 Joint size 1/4"-1/2" wide, 1/4" deep
 Stone size 13"-21" wide, 19 1/2"-30 1/2" long

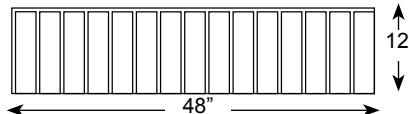
Red

Yellow

Blue

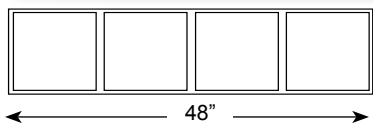


Creative Images Mats *Made-to-Order* 2-week production lead time



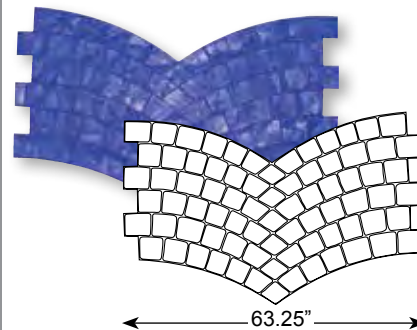
4" x 12" Brick Border, TM-1000

12" x 48" (30.48 x 121.92 cm) Pattern: A
 Matching skin/touch-up wheel: New Brick/TW-6
 Joint size 1/2" wide, 3/16" deep
 Brick size 3 1/2" wide, 11" long



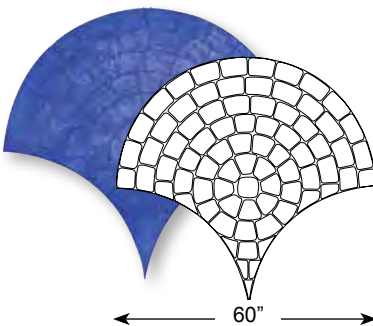
12" x 12" Mexican Tile Border, TM-1040

12" x 48" (30.48 x 121.92 cm)
 Pattern: A
 Matching skin/touch-up wheel:
 New Brick/TW-7
 Joint size 3/4" wide, 1/4" deep
 Tile size 11 1/4" square



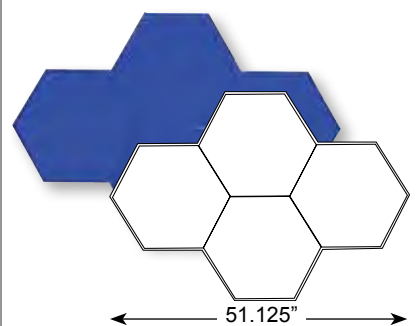
Danish Fan, TM-1100

39.5" x 63.25" (100.33 x 160.65 cm)
 Pattern: A
 Rectangular stones of various sizes laid in a fan pattern with flat joints
 Matching skin/touch-up wheel:
 Slate/TW-1
 Joint size 1/8"-1/4", 3/8" deep
 Stone size 4-4 3/4" wide, 4"-5 3/4" long



Tear Drop Fan, TM-1600

56" x 60" (142.24 x 152.4 cm)
 Pattern: A
 Utah stones laid in a teardrop fan pattern
 Matching skin/touch-up wheel:
 Utah Stone/TW-1
 Joint size 1/4"-3/8" wide, 1/8" deep
 Stone sizes vary 3 3/8" x 4 3/4" to 4 3/8" x 6 1/4"



Hexagon, TM-1660

Smooth with 1/2" Joints
 35.375" x 51.125" (89.85 x 129.85 cm)
 Pattern: A
 Smooth hexagon tiles in an interlocking pattern
 Touch-up wheel: TW-6
 Joint size 1/2" wide, 1/2" deep
 Tile size 10" per side

Contractors Choice Texture Mats

Brickform recognized contractor feedback with the introduction of our Contractors Choice line comprised of everyone's favorite textures. Contractors Choice is a professional line of tools that are tough, slim, sleek and firm for a great feel on and off the slab. These new tools are both economically and ecologically friendly, emphasizing quality and dependability.



European Fan, EF-650 S/O

26" x 46" (66.04 x 116.84 cm)

Black A

An elegant European fan pattern, consisting of slightly curved rectangular slate stones

Matching skin/touch-up wheel: Smooth Slate/TW-2



Random Stone, EF-700 S/O

29.125" x 29.125"

(73.97 x 73.97 cm)

Black A, B, C

Heavily textured random fieldstones

Matching skin/touch-up wheel: Rough Stone/TW-2




36" Ashlar Cut Slate, EF-3120 S/O Without Insert

36" x 36" (91.44 x 91.44 cm)

Black A, B, C

Stones with a slate surface, in an Ashlar pattern

Matching skin/touch-up wheel: Smooth Slate/TW-5



London Cobble, EF-540 S/O

17" x 29.75" (43.18 x 75.56 cm)

Black A

A traditional, lightly textured, cobblestone pattern

Matching skin/touch-up wheel: Smooth Slate/TW-1




Large Ashlar Cut Slate, EF-3150 S/O

28" x 28" (71.12 x 71.12 cm)

Black A, B, C

Similar to Ashlar Cut Slate but the overall size is larger, with a softer texture

Matching skin/touch-up wheel: Smooth Slate/TW-5



Herringbone Used Brick EF-5000 S/O

32" x 36" (81.28 x 91.44 cm)

Black A

A weathered brick surface with an uneven texture and rounded broken edges

Matching touch-up wheel: TW-4



Running Bond Used Brick EF-5100 S/O

16" x 36.5" (40.64 x 92.71 cm)

Black A

Used bricks laid end-to-end, with sandy joints

Matching touch-up wheel: TW-4



Running Bond New Brick, EF-5150 S/O

24" x 36.5" (60.96 x 92.71 cm) Black A

A running bond pattern with smooth joints

Matching touch-up wheel: TW-6




6" x 6" Edinburgh Cobble, EF-520 S/O

26" x 36" (66.04 x 91.44 cm)

Black A

A rugged weathered cobblestone pattern

Matching touch-up wheel: TW-7



Ashlar Cut Slate, EF-3125 S/O

23.125" x 23.125"

(58.74 x 58.74 cm)

Black A, B, C

A naturally laminated stone texture split along parallel planes, hand-tooled to create a more pronounced, chipped, fragmented texture with small, deep joints

Matching skin/touch-up wheel: Smooth Slate/TW-1

**S/O - Compatible
with Brickform Stampable
Overlay**

Contractors Choice EF tools cannot be used in conjunction with rigid FM tools.
Floppy tools are acceptable to use with EF only.



Contractor's Choice European Fan

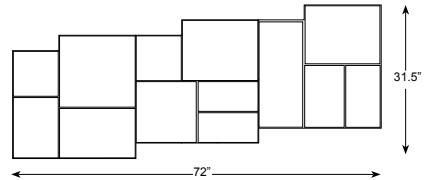


Contractor's Choice Ashlar Cut Slate

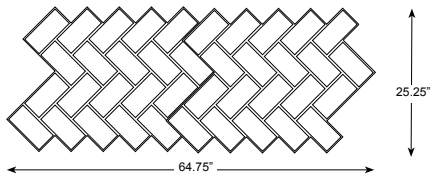
Custom Gang Tools

Extra-large, efficient, 2-in-1,
3-in-1, or 4-in-1 texture mats.

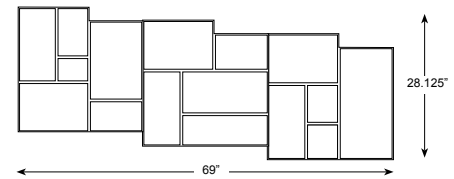
ALL CUSTOM TOOLS/GANG TOOLS ARE MADE TO ORDER. THERE ARE NO RETURNS OR EXCHANGES *Made-to-Order*  2-week production lead time



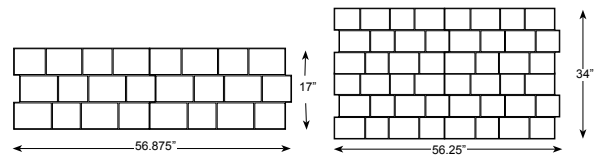
FM-100GANG, Rough Cut Ashlar
Install photo on page 30. Floppy available.*
Also Available (4-in-1 FM-540QUAD)



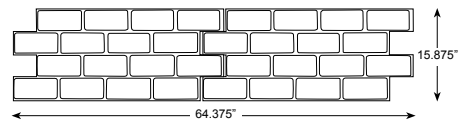
FM-500GANG, Herringbone Used Brick
Install photo on page 47. Floppy available.*



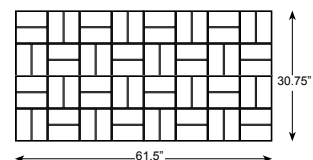
FM-3125GANG, Ashlar Cut Slate
Install photo on page 43. Floppy available.*



FM-540GANG, FM-540QUAD, London Cobble
Install photo on page 31. Floppy available.*

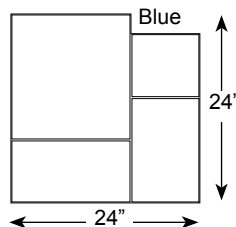
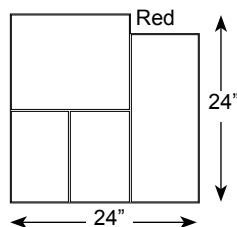



FM-5100GANG, Running Bond Used Brick
Install photo on page 47. Floppy available.*



FM-5200GANG, Basket Weave Used Brick Install photo on page 48.
Floppy available.*

**Single tool floppy available.*



Ashlar Stone, OL-100 S/O 

24" x 24" (60.96 x 60.96 cm)

Red and Blue

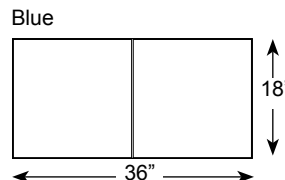
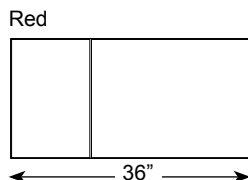
Rectangles with blue stone texture, arranged in an Ashlar pattern

Matching skin/touch-up wheel:

Blue Stone/TW-1


Joint size 1/8"-3/16" wide, 1/8" deep

Stone size 7 7/8"-14" wide, 9 1/2"-21" long



Sidewalk Stone, OL-400 S/O

18" x 36" (45.72 x 91.44 cm)

Red and Blue 

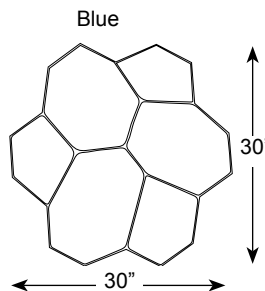
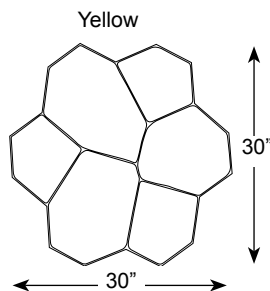

Slate pieces laid side-by-side, with the fine texture of Utah stone

Matching skin/touch-up wheel:

Utah/TW-5


Joint size 1/8" wide, 1/8" deep

Stone size 18" wide, 12"-24" long



Random Stone, OL-800 S/O

30" x 30" (76.2 x 76.2 cm)

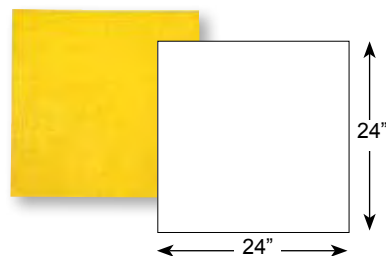
Yellow and Blue 


Irregularly shaped, randomly sized stones with the texture of Utah stone, and smooth un-grouted joints

Matching skin/touch-up wheel: Utah Stone/TW-1

Joint size 1/8"-3/16" wide, 1/8" deep

Stone size 8 3/8"-11" wide, 8 7/8"-16 1/2" long



24" x 24" Coquina Stone 

(Salt Finish), OL-700 S/O

24" x 24" (60.96 x 60.96 cm)

Yellow

A single stone with a fine salt finish and beveled edge


Matching skin/touch-up wheel:

Salt Finish/TW-5


Surrounding joint 1/8" wide, 1/8" deep



Caltrans Series Texture Mats (Made-to-Order) 



Caltrans 1 1/2" Straight Grooves

HR-100 

24.125" x 47.875" (61.27 x 121.60 cm) Blue

Smooth 1/4" grooves spaced 1 1/2" apart


Also Available:

HR-400


Caltrans 3/4" Straight Grooves

12.25" x 48.25" (31.12 x 122.56 cm) Blue

Smooth 1/4" grooves spaced 1/2" apart



Caltrans 45° Left

HR-200L 

24.125" x 48.125"

(61.27 x 122.23 cm) Red

Smooth grooves running the entire length of the tool at a 45° angle (Left orientation)

Also Available:

HR-200 R 

Caltrans 45° Right

24.125" x 48.25" (61.27 x 122.56 cm) Yellow

Smooth grooves running the entire length of the tool at a 45° angle (Right orientation)

Graphic Warning Imprints (Made-to-Order) 

Brickform carries a complete line of graphic imprints.



No Dumping Flows To River 

FM-6120

12" x 33.937" (30.48 x 86.2 cm) Blue



High Voltage 


FM-6240

5.5" x 12" (13.97 x 30.48 cm)

Yellow



Warning Post Tension

FM-6210 

8" x 12" (20.32 x 30.48 cm)

Red

Also Available:

FM-6100, No Dumping Flows to Creek, 6.375" x 34.25"

FM-6120, No Dumping Flows to River 3/8", 12" x 34"

FM-6130, No Dumping Drains to River, 11" x 22.575"

FM-6135, No Dumping Drains to River 1/8", 7.75" x 22"

FM-6140, No Dumping Flows to Bay, 7.5" x 32.75"

FM-6150, No Dumping Drains to Delta, 6.375" x 33.785"

FM-6200, Post Tension, 1.5" x 12"

FM-6220, Warning Methane Gas Barrier, 21" x 34.5"

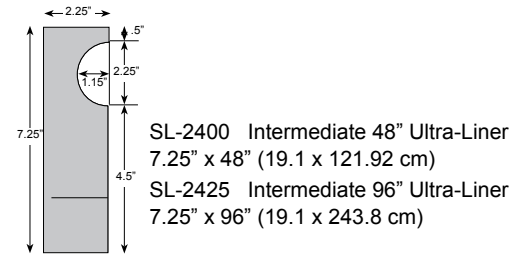
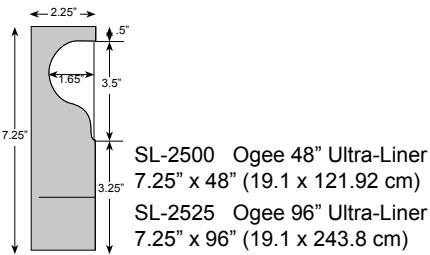
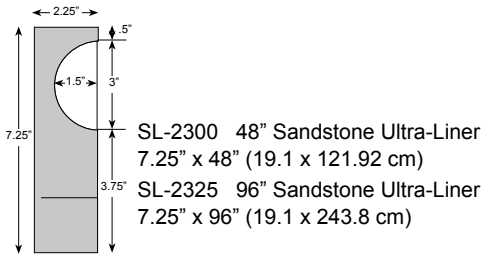
FM-6230, Warning Vapor Control, 30" x 30"

FM-6250, Structural Concrete, 4" x 17.785"

Urethane Ultra-Liners

The next generation in cantilever bullnose forms is the Brickform Urethane Ultra-Liner. The new liner has been re-engineered from the ground up to give the Brickform contractor a competitive edge when it comes to step faces, wall caps, countertops and pool copings.

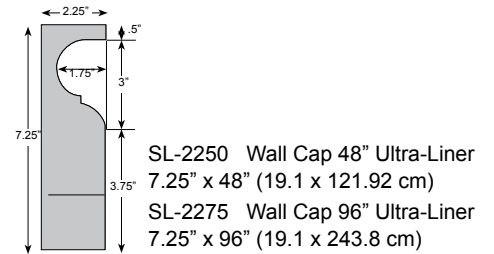
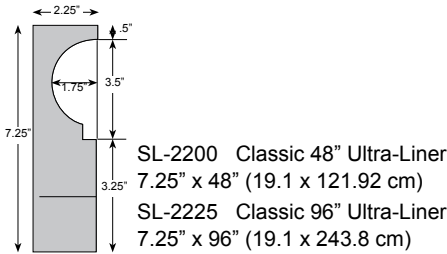
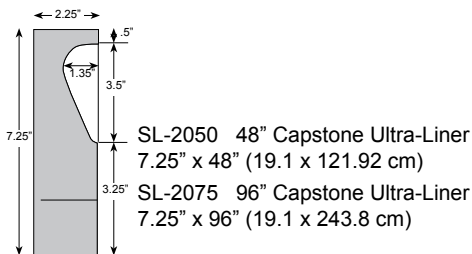
- Made with a durable and dependable urethane system that will let you use them time and time again with the same quality results as the first use.
- Straight or curving around corners, these liners maintain their shape on even some of the sharpest turns.
- Solid urethane skin is rigid and strong without distortion; while a light-weight, high-density core keeps these forms flexible to contour to almost any shape.
- Non-porous face will not draw out moisture from your concrete and will leave a smoother face, reducing your finishing time.



Foam Urethane Ultra-Liners

With the contractor in mind, Ultra-Liners take the hassle out of decorative step faces.

- Reusable liner for steps, wall caps and counter-tops
- Creates smooth and easy-to-finish surfaces
- Foam urethane, long lasting liners
- Easy to bend and mold into shape
- Sized to dimensional lumber
- Offered in approximate 4' and 8' lengths for versatility and reduced shipping cost
- Works great with Brickform Liquid Release



*Lengths of Ultra-Liner tools are approximate, measured before placement. Sold 10 per case.

**Also available: Twist-to-break wire kit (SL-2950), double-sided tape (SL-2975)

Step-Liners

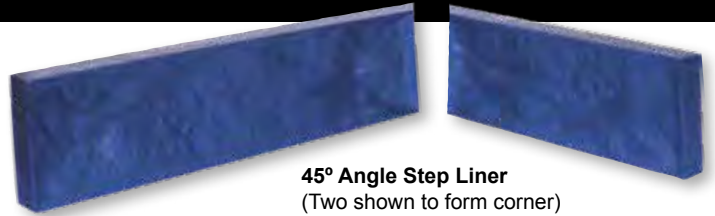

Brickform Step-Liners are designed to produce texture on the edges of concrete steps, risers, terraces and even concrete countertops. These Step-Liners can be reused many times. Simply attach the liners to your riser forms to impart the beauty of natural stone. They have no top or bottom and can be reversed to reduce pattern repeat. Brickform Step-Liners are high-quality, flexible polyurethane, engineered to be lightweight and extremely durable.

Stone Faced 2" Cantilevered Step Liner

Brickform is excited to introduce our new one-piece, Stone Faced Cantilevered Step Liner. Perfect for cast concrete stairs, this tool has a rough, natural stone face with a dramatic cantilever that continues to additional stone texture on the riser. Designed for greater ease of use, this tool comes in a single piece, meaning less work and difficulty for installers.

Add new dimension to your next project featuring stairs by using the new Brickform one-piece cantilevered step liner.

SL-520A, Stone Faced 2" Cantilevered Step Liner
71 1/2" X 4 3/8" (181.61 x 11.11 cm)



45° Angle Step Liner
(Two shown to form corner)

SL-350
45° 24" Step Liner
6" x 26.375"
(15.24 x 66.99 cm)
Pattern: A or B



SL-450
45° 16" Step Liner
6" x 18.375"
(15.24 x 45.72 cm)
Pattern: A or B



Hint: To reduce pattern repeat, use A and B together.
Hint: Use as a curb edge to mimic split stone.

- A variety of standard sizes
- Easy pre-cut 45° joints available
- Superb detail
- Reusable
- Up to 1 1/2" of texture

Also Available:

SL-100, 48" Step Liner
6" x 48" (15.24 x 121.92 cm)
Pattern: A or B

SL-200, 72" Step Liner
6" x 72" (15.24 x 182.88 cm)
Pattern: A

SL-300, 24" Step Liner
6" x 24" (15.24 x 60.96 cm)
Pattern: A or B

SL-400, 16" Step Liner
6" x 16" (15.24 x 40.64 cm)
Pattern: A or B



Step Liners in Foam Urethane

- Lightweight
- Increased flexibility

SL-3500

45 degree 24" Step Liner In Foam Urethane
6" x 26.375"
Pattern A or B

SL-4500

45 degree 16" Step Liner In Foam Urethane
6" x 18.375"
Pattern A or B

SL-1000

48" Step Liner In Foam Urethane
6" x 48"
Pattern A or B

SL-3000

24" Step Liner In Foam Urethane
6" x 24"
Pattern A or B

SL-4000

16" Step Liner In Foam Urethane
6" x 16"
Pattern A or B

SL-5000

72" Step Liner In Foam Urethane
6" x 72"
Pattern A



Countertop Liner

FM-6610

Stone Countertop Liner
2" x 98"

Dimensional Step Liners

- Sized to dimensional lumber
- Thin, approximately 2" thick
- Attach to forms
- Flexible for creating organic shapes

SL-500A


Stone Step Liner (Dimensional lumber)
8" (7.25") x 6'

SL-530A

Stone Step Liner (Dimensional lumber)
4" (3.5") x 6'

SL-525A

Stone Step Liner (Dimensional lumber)
6" (5.5") x 6'



Slim-Strip Step Liners

- Ultra-thin
- Super flexible for creating organic shapes
- Available in slate and stone textures
- Sized to dimensional lumber
- Approximately 1/2" thick

SL-600A

6" Stone Slim Strip
6" (5.5") x 8'

SL-615A

4" Stone Slim Strip
4" (3.5") x 8'

SL-625A

8" Stone Slim Strip
8" (7.25") x 8'

SL-650A

6" Slate Slim Strip
6" (5.5") x 8'

SL-665A



4" Slate Slim Strip
4" (3.5") x 8'

SL-675A

8" Slate Slim Strip
8" (7.25") x 8'

SL-680A

8" Wood Grain Slim Strip
8" (7.25") x 8'



Quick Strips

Brickform Quick-Strips are perfect for creating a more decorative joint. By placing the BRICKFORM Quick-Strips into your control joints prior to stamping with our seamless skins, you can transform your slab from ordinary to extraordinary in no time. Average width .375"-1.5" (Sold 5 per case.)



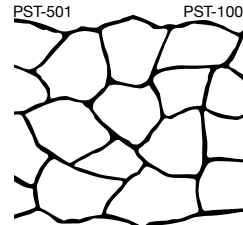
FM-6580 Chiseled V-Joint, Offered in 5-foot strips



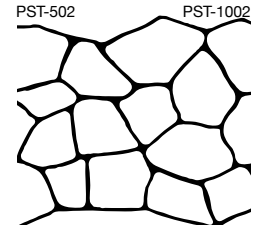
FM-6590 Sanded Stone Joint, Offered in 5-foot strips

Paper Stencils

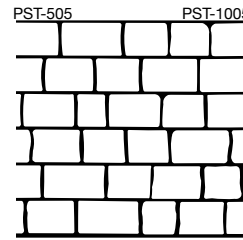
Brickform paper stencils are made of thick, tear-resistant paper and come in a wide variety of popular patterns including stone, pavers, tile, cobblestone, and brick.



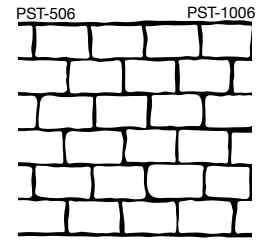
BUSHROCK
AVERAGE STONE SIZE: 16" X 10"
ROLL WIDTH: 36" JOINT WIDTH: 1/2"




FLAGSTONE
LARGEST STONE SIZE: 14" X 11"
ROLL WIDTH: 32" JOINT WIDTH: 1/2" - 1 1/2"




ROMAN PAVER
AVERAGE BRICK SIZE: 10" X 5 1/2"
ROLL WIDTH: 34" JOINT WIDTH: 1/2"



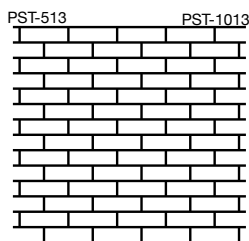
COBBLEBRICK
AVERAGE BRICK SIZE: 5 1/2" X 8 1/2"
ROLL WIDTH: 37" JOINT WIDTH: 1/2" - 3/4"



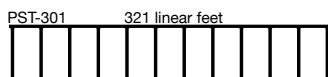
LARGE TILE
TILE SIZE: 10 1/2" X 10 1/2"
ROLL WIDTH: 33 1/2" JOINT WIDTH: 1/2"



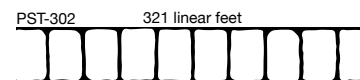
RUNNING BOND
BRICK SIZE: 4" X 7 1/2"
ROLL WIDTH: 36 1/2" JOINT WIDTH: 1/2"




FACE BRICK
BRICK SIZE: 2 3/16" X 7 7/16"
ROLL WIDTH: 36 7/16" JOINT WIDTH: 1/16"



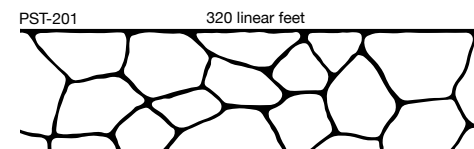
BRICK HEADER *B
BRICK SIZE: 3 7/8" X 7 3/8"
ROLL WIDTH: 8 3/4" JOINT WIDTH: 1/2"



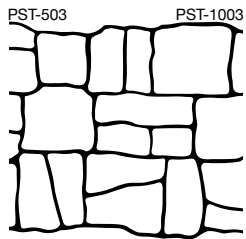
COBBLE HEADER *B
BRICK SIZE: 4 3/8" X 7 1/2"
ROLL WIDTH: 8 3/8" JOINT WIDTH: 1/2"



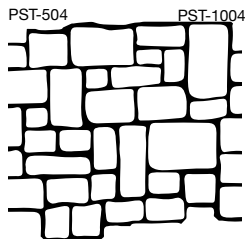
KEYSTONE HEADER *B
STONE SIZE: RANDOM
ROLL WIDTH: 8 1/2" JOINT WIDTH: 1/2"



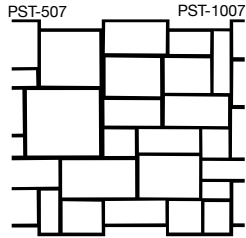
18-INCH FLAGSTONE BORDER *B
STONE SIZE: RANDOM
ROLL WIDTH: 18" JOINT WIDTH: 1/2"



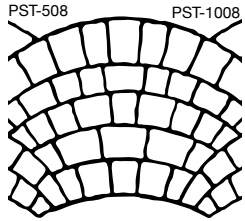
LARGE KEYSTONE
LARGEST STONE SIZE: 12" X 10"
ROLL WIDTH: 35" JOINT WIDTH: 1/2" - 1"



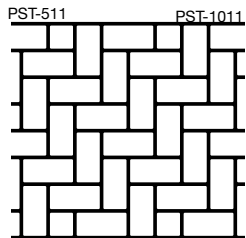
RUSTIC ASHLAR
LARGEST STONE SIZE: 12" X 10"
ROLL WIDTH: 35" JOINT WIDTH: 1/2" - 1"



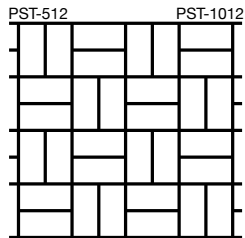
ASHLAR TILE
LARGEST TILE SIZE: 12 1/2" X 11 1/2"
ROLL WIDTH: 37" JOINT WIDTH: 1/2" - 1"



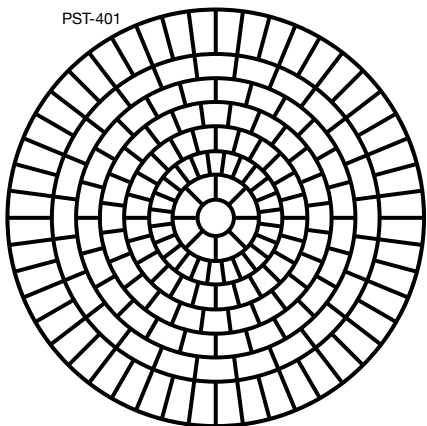
COBBLE FAN
BRICK SIZE: RANDOM
ROLL WIDTH: 34" JOINT WIDTH: 1/2" - 3/4"



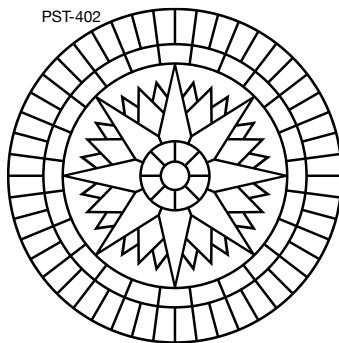
ORIGINAL HERRINGBONE
BRICK SIZE: 3 1/2" X 7 1/2"
ROLL WIDTH: 33 1/2" JOINT WIDTH: 1/2"



BASKET WEAVE
BRICK SIZE: 3 1/2" X 7 1/2"
ROLL WIDTH: 33 1/2" JOINT WIDTH: 1/2"



LARGE BRICK ROSETTE
DIAMETER: 7' 2"
JOINT WIDTH: 7/8" *H

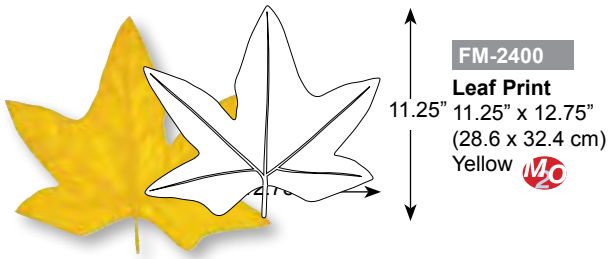


COMPASS
DIAMETER: 5' 5" JOINT WIDTH: 1/2"
DETACHABLE LETTERS INCLUDED (N, S, E, W) *H


Brickform Paper Stencil patterns are available in both 500 square foot rolls and 1000 square foot rolls.

*Excluding Headers (H) and (B)

Imprint Texture Mats (Made-to-Order)

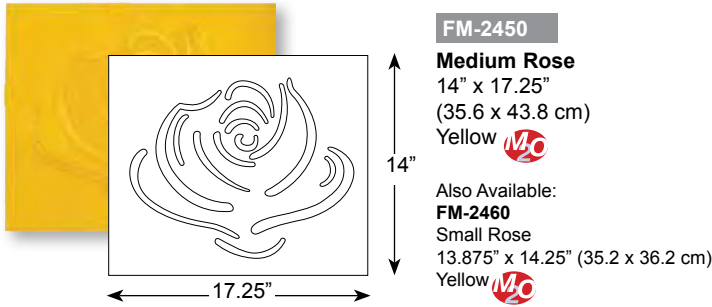


FM-2400



Leaf Print
11.25" x 12.75"
(28.6 x 32.4 cm)
Yellow 

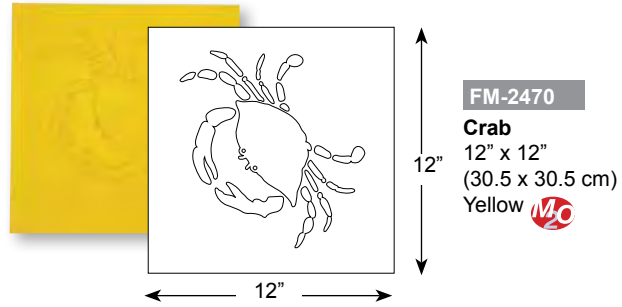
Also Available: 

FM-2410, Leaf Print 2, 9.375" x 9.5", Yellow
FM-2420, Leaf Print 3, 7.625" x 7.625", Yellow
FM-2430, Leaf Print 4, 6.1875" x 6.75", Yellow
FM-2440, Leaf Print 5, 5.625" x 9.5", Yellow




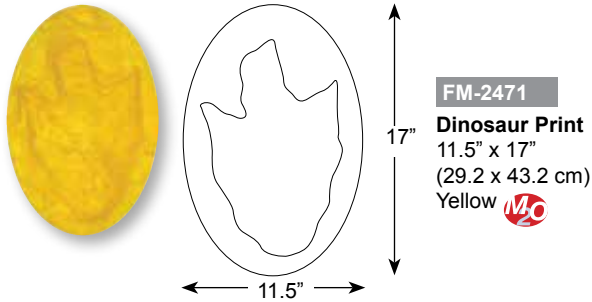
FM-2450

Medium Rose
14" x 17.25"
(35.6 x 43.8 cm)
Yellow 
Also Available:
FM-2460
Small Rose
13.875" x 14.25" (35.2 x 36.2 cm)
Yellow 




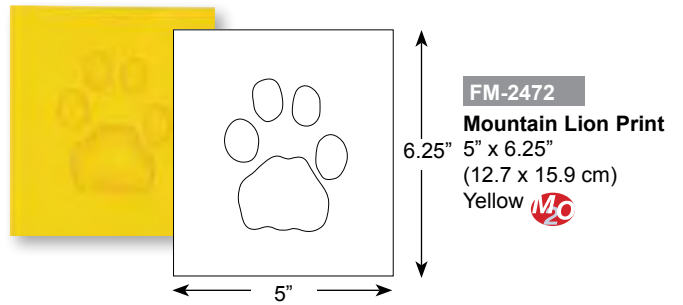
FM-2470

Crab
12" x 12"
(30.5 x 30.5 cm)
Yellow 



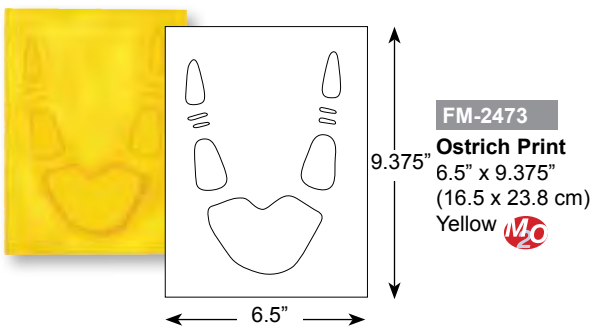
FM-2471

Dinosaur Print
11.5" x 17"
(29.2 x 43.2 cm)
Yellow 




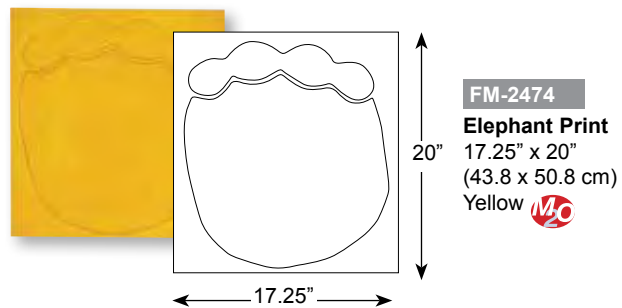
FM-2472

Mountain Lion Print
5" x 6.25"
(12.7 x 15.9 cm)
Yellow 




FM-2473

Ostrich Print
6.5" x 9.375"
(16.5 x 23.8 cm)
Yellow 



FM-2474

Elephant Print
17.25" x 20"
(43.8 x 50.8 cm)
Yellow 

ABCDEFGHIJKLMNOPQRSTUVWXYZ1234567890-+

Also Available: 

FM-6000, Letter Stamp Small, 1.75" x 1.125"

FM-6010, Letter Stamp Large, 3" x 3.875"

FM-6020, Number Stamp Small, 1.75" x 1.125"


FM-6030, Number Stamp Large, 3" x 3.785"

Texturing Accessories

Available for your finishing needs, Brickform has all the texturing accessories to complement the full-line of texture mats.

Brickform Touch-up Wheels

Brickform Touch-up Wheels are part of the Brickform Texture Mat System and are designed to help installers create clean, crisp grout lines. These wheels are versatile and lightweight, making them easy to use, even in the tightest areas. Brickform Touch-up Wheels are available in seven styles to compliment the full range of Brickform Texture Mats.



TW-1	FM-6510	1/4" Round Joint	2" Diameter
TW-2	FM-6520	3/16" Flat Joint	2" Diameter
TW-3	FM-6530	3/8" Flat Joint	2" Diameter
TW-4	FM-6540	3/8" Sanded Joint	2" Diameter
TW-5	FM-6550	1/2" Wedge Joint	2" Diameter
TW-6	FM-6560	1/2" Flat Joint	2" Diameter
TW-7	FM-6570	1/2" Sanded Joint	2" Diameter

Brickform Pounders

Find the pounder that is right for you and your job. The redesigned aluminum-handle pounder is ready to use right out of the box, with an internal spring system that absorbs shock, reducing the transfer to your hands. Increased side impact/miss strike recovery keeps the energy moving down, instead of off-center. Of course, you can't forget about the popular Original Brickform Pounder that has a rigid head and fixed placed handle. Two great pounders to achieve optimum detail on the concrete surface.

A.	FP-100	Fiberglass Handle	10" x 10"	19 Lbs.
B.	FP-200	Fiberglass Handle	12" x 12"	20 Lbs.
C.	FP-300	Fiberglass Handle	15" x 15"	23 Lbs.
D.	FP-400	Aluminum Handle	12" x 12"	15 Lbs.
E.	FP-500	Aluminum Handle	15" x 15"	18 Lbs.



Brickform Aluminum Chisels

Brickform Aluminum Chisels are lightweight, easy to handle and designed with the concrete finisher in mind. Cut control joints in wet concrete, create your own pattern, or touch-up grout lines with ease. Brickform Aluminum Chisels are available in seven different sizes to fit your needs.


A.	A-700	18" Chisel
B.	A-705	12" Chisel
C.	A-800	8" Chisel
D.	A-803	4" Chisel
E.	A-804	3" Chisel
F.	A-805	1 1/2" Chisel



Brickform Grouting Tools

Brickform Grouting Tools create a sanded grout line. Use the rigid tool for straight lines and the flexible tool for curved or wavy grout lines.

A.	FM-6310	Rigid	3/8" x 8"
B.	FM-6300	Flexible	3/8" x 8"



Design Tape

- Create the patterns that mimic stone, tile or slate
- Will not disintegrate, shed fiber hairs or cause grout bleeds
- No glue residue
- Replicates most patterned surfaces affordably
- Strong and versatile
- Eliminates the need for chalk lines
- 180 feet per roll



LDT90	1/4" Grout Line Design Tape (36/tube, 144/case)
LDT91	1/2" Grout Line Design Tape (18/tube, 48/case)
LDT92	3/4" Grout Line Design Tape (12/tube, 48/case)
LBT95	1/2" Brick Design Tape (18/tube, 72/case)

Brickform Color Hardener

Concrete Colorant and Hardener

Brickform Color Hardener is manufactured with the finest UV-resistant pigments and premium aggregates. Brickform Color Hardener is designed to work with imprinting tools to produce clear, sharp impressions that enhance the finished appearance of any hardscape. When properly applied and troweled into newly placed, fresh concrete, it forms a colored concrete surface that is resistant to weathering, wear and normal abrasion. Color Hardener HD (Heavy Duty) also available.



- Non-fading
- Denser, more durable surface
- Improves abrasion resistance
- Can be antiqued and stained
- 42 standard colors
- Custom colors available
- Compatible with Stampable Overlay OL-60

CH- 42 Standard Colors (Including black and white) 5 Gallon Bucket

- Custom Colors and Color Matching Available

* Use DAY1 as a troweling aid, densifier and curing agent. See pg 77.

* Liquid Release is a colorless bond-breaker. See pg 78.



Color chart located after page 76







Brickform Antique Release

Colored Bond-Breaker

Brickform Antique Release imparts a second color while serving as a bond breaker for stamping. It is made from a finely ground formula that creates beautifully antiqued and textured concrete surfaces. Antique Release is available in 42 standard colors to match or contrast with Brickform Color Hardener. Custom colors and color matching are also available.



- Prevents concrete buildup
- Prolongs tool life
- Fade-resistant
- Unlimited effects and color combinations
- 42 standard colors
- Custom colors available

- RA- 42 Standard Colors (Including black and white)
- 5 Gallon Bucket
- Custom Colors and Color Matching Available



Color chart located after page 76



Brickform FreestylePRO Stain


Penetrating Water-Based Stain

Brickform FreestylePRO is a revolutionary concrete stain that penetrates and bonds with concrete surfaces in a way that no other coloring product can. This water-based, opaque stain is excellent for restoring or changing colors on previously colored surfaces and rejuvenating old, discolored concrete. Brickform FreestylePRO allows you to create totally new color styles for your decorative concrete work in an environmentally sound, versatile and user-friendly way.

- Water-based stain that is environmentally friendly
- Penetrating bond with the concrete surface
- Excellent for changing colors, or rejuvenating old, discolored concrete
- No sealer required



FF-	Solid-Color Kit
FB-800	8" Applicator Brush
FB-1000	10" Applicator Brush
FB-1800	18" Applicator Brush

 Made-to-Order



Color chart located after page 76

Brickform FreestylePRO Highlighter


Antiquing agent for Freestyle Solid Color Stain

Brickform FreestylePRO Highlighter Stains are designed for use over Brickform FreestylePRO Solid-Color Stain as a contrasting color to create an antiqued look on textured concrete surfaces. Brickform FreestylePRO Highlighter Kits can also be used to add contrast or additional colors to areas of relief on textured concrete or to create the look of faux finishes.

- Transparent color
- Water-based stain that is environmentally friendly
- Penetrating bond with the concrete surface
- No sealer required



FE- Highlighter Kit

 Made-to-Order



Color chart located after page 76




Before: old, discolored concrete



After: FreestylePRO Solid-Color Stain



Before: old, discolored concrete



After: FreestylePRO Highlighter



BEFORE



AFTER



Brickform Cem-Coat Made-to-Order 
Colored Cementitious Coating

Restore, refresh, or redo with Brickform Cem-Coat. Use Cem-Coat to color smooth and lightly-textured concrete surfaces. Correct color mistakes, restore faded or damaged color, and add fresh color to old and new slabs alike. Use an airless sprayer for vertical applications. When applied in thin coats, Cem-Coat will provide brilliant color that will stand the test of time. Cem-Coat is a vital tool for decorative and colored concrete restoration.

Cem-Coat is a richly colored, opaque cementitious paint-like product that can be applied to any cementitious surface. Cem-Coat can be stained and antiqued using Brickform Antique-It. It is UV-resistant and resistant to fungus and mildew, making it great for outdoor applications. Cem-Coat is available in all of the Brickform Standard Colors. Custom color matching is available.

For more heavily textured surfaces, consider using Brickform FreestylePRO.

- Richly pigmented colors
- UV-resistant
- Use to antique, marbleize, and faux paint
- Suitable for all cementitious surfaces

CC-	42 Standard Colors	Small Kit
CC4-	42 Standard Colors (Including black and white)	Large Kit

• Custom Colors and Color Matching Available



Color chart located after page 76

Brickform Antique-It

Antiquing Agent


Antique and highlight without the dust. Brickform Antique-It is a fast and easy way to antique stamped and textured concrete. Use Antique-It to rejuvenate a tired old stamped concrete job that has lost its antiquing. When stamping with liquid release, use Antique-It for the appearance of a traditional powdered release agent.

Antique-It is a water soluble antiquing agent designed to impart a secondary color for an antiquing or mottling effect. It is easy to apply and fast drying, applied using a pump-up sprayer or brush. Antique-It can be used over integral color, Color Hardeners, Stampable Overlays, and Brickform Cem-Coat. Antique-It is available in all of the Brickform Standard Colors with custom color matching available.

- Easy application
- Unlimited effects and color combinations
- 42 standard colors
- Custom colors available

AN- 42 Standard Colors 3 lb container

- Custom Colors and Color Matching Available



TM
DAY1



DAY1 FINISHING AID is a colloidal silica-based topical additive that makes concrete flatwork finishing easier and faster. It produces a better result and reduces the risk of a prematurely setting slab. Applied during floating and troweling, DAY1 increases cream, making for easier, better finishing and extended workable time under adverse conditions. DAY1 does not alter the water to cement ratio. It provides moisture-retention performance similar to a liquid membrane forming curing compound. DAY1, however, becomes a permanent part of the slab so there is no membrane or residue to remove.

DAY1 also has a number of densification and performance enhancing qualities. Through densification, compressive and surface abrasion resistance are improved. Additionally, DAY1 improves consolidation, reduces water vapor transmission, and extends curing, further improving strength and durability. DAY1 has been shown to successfully mitigate slab curling by reducing evaporation at the surface, thereby diminishing the shrinkage differential and the curling it causes. DAY1 also minimizes the potential for checking, crazing, and other drying-related surface issues.

DAY1 reduces the potential for efflorescence on both colored and non-colored concrete mixes. It also gives the concrete surface hydrophobic-like properties for better resistance to liquid penetration and staining. This makes it a must-have for any colored or decorative concrete project.

DAY1 offers a multitude of advanced features and benefits for freshly-placed concrete, and provides long-term high performance properties to treated concrete surfaces:

FINISHING AID

- Designed to improve workability under hot, dry, & windy conditions & will save a slab
- Reduces operator fatigue and trowel wear
- Aids application of shake-on hardeners in low bleedwater environments
- Helps finish high performance concretes
- Concentrate and ready-to-use formulas

HARDENING & DENSIFICATION

- Increases abrasion & impact resistance
- Increases surface compressive strength
- Creates a denser, less-permeable surface for resistance to liquid penetration

CONCRETE CURING

- Retains moisture in the slab during curing
- Reduces water vapor transmission (MVER)
- Mitigates volume of water vapors

EFFLORESCENCE & SURFACE DEFECT

- Reduces calcium hydroxide $\text{Ca}(\text{OH})_2$ migration
- Reduces efflorescence on both colored & non-colored concrete
- Minimizes checking, crazing & scaling
- Decreases potential for alkali silica reaction (ASR)
- Ideal for all colored and decorative concrete applications

CURLING REDUCTION

- Reduces potential for slab curling



Liquid Release

Colorless Bond-Breaker for Stamping

Brickform Liquid Release is a colorless bond-breaker, formulated and recommended for use with all Brickform Texture Mats and with many other architectural concrete texturing systems. Brickform Liquid Release forms a lubricating barrier that prolongs the life of the imprinting tools by decreasing the friction between the mats and the concrete.

Brickform Liquid Release is used in the texturing process of both colored and uncolored concrete. It is also used as an alternative to powdered release agents that may not be desirable in certain circumstances, such as interior projects. Brickform Liquid Release should be considered for use on projects that are to be textured but colored later, with Brickform Antique-It, Cem-Coat or Blush-Tone Acid Stain, after the concrete has cured.

- Prevents mats sticking to concrete
- Easy-to-apply liquid
- Prolongs tool life
- Interior/exterior use
- Apply with sprayer
- Solvent-based



- LR-1 1-Gallon Can
- LR4-1 Case of four 1-Gallon Cans
- LR-5 5-Gallon Can



Day1 is an incredible finishing aid by itself and works great with the revolutionary concrete tools from Superior Innovations, Inc. The high frequency vibration from the MagVibe Pro helps embed Day1 into the surface for a consistent coverage. The battery powered back pack sprayer can shoot up to 30 feet and can apply 50 gallons on one charge. I am so confident in our tools that I offer a 30 day money back guarantee. If you are not completely satisfied after 30 days, I'll buy it back. - Scott Brening



Surface Deactivator

Surface Deactivator by Solomon Colors makes exposed aggregate finishes easier and more consistent. It is typically applied to freshly placed concrete to prevent cement paste hardening and achieve more controlled exposed aggregate finishes. Unlike sugar-based retarders with uncertain levels of retardation, Surface Deactivator selectively halts the hydration process down to a controlled depth. Ten predetermined depths of exposure are available, color-coded for identification, to provide consistent, repeatable cement paste removal and aggregate reveal.

Surface Deactivator can also be applied to newly-placed concrete that is specified for diamond polishing. It softens surface cement paste, reducing heavy grinding stages up to 75%.

Product # - Color Code	Exposure Depth
SSD-01 Beige	Extra Light Etch (0.1 mm)
SSD-02 Purple	Acid Etch (0.2 mm)
SSD-05 Blue	Light Sandblast (1/64") (0.5 mm)
SSD-10 Brown	Medium Sandblast (1/32") (1 mm)
SSD-20 Green	Heavy Sandblast (1/16") (2 mm)
SSD-25 Yellow	Exposure (3/32") (2.5 mm)
SSD-30 Red	Exposure (7/64") (3 mm)
SSD-40 Gray	Exposure (5/32") (4 mm)
SSD-50 Mustard	Exposure (3/16") (5 mm)
SSD-55 White	Exposure (13/64") (5.5 mm)
SSD-65 Orange	Exposure (1/4") (6.5 mm)

- SSD01-1..... Acid Etch Beige 0.2 mm, 1 gal
- SSD01-4..... Acid Etch Beige 0.2 mm, 1 case of 4
- SSD01-5..... Acid Etch Beige 0.2 mm, 5 gal
- SSD02-1..... Acid Etch Purple 0.2 mm, 1 gal
- SSD02-4..... Acid Etch Purple 0.2 mm, 1 case of 4
- SSD02-5..... Acid Etch Purple 0.2 mm, 5 gal
- SSD05-1..... Light Sandblast Blue 0.5 mm, 1 gal
- SSD05-4..... Light Sandblast Blue 0.5 mm, 1 case of 4
- SSD05-5..... Light Sandblast Blue 0.5 mm, 5 gal
- SSD10-1..... Medium Sandblast Brown 1 mm, 1 gal
- SSD10-4..... Medium Sandblast Brown 1 mm, 1 case of 4
- SSD10-5..... Medium Sandblast Brown 1 mm, 5 gal
- SSD20-1..... Heavy Sandblast Green 2 mm, 1 gal
- SSD20-4..... Heavy Sandblast Green 2 mm, 1 case of 4
- SSD20-5..... Heavy Sandblast Green 2 mm, 5 gal
- SSD25-1..... Exposure Yellow 2.5 mm, 1 gal
- SSD25-4..... Exposure Yellow 2.5 mm, 1 case of 4
- SSD25-5..... Exposure Yellow 2.5 mm, 5 gal
- SSD30-1..... Exposure Red 3 mm, 1 gal
- SSD30-4..... Exposure Red 3 mm, 1 case of 4
- SSD30-5..... Exposure Red 3 mm, 5 gal
- SSD40-1..... Exposure Gray 4 mm, 1 gal
- SSD40-4..... Exposure Gray 4 mm, 1 case of 4
- SSD40-5..... Exposure Gray 4 mm, 5 gal
- SSD50-1..... Exposure Mustard 5 mm, 1 gal
- SSD50-4..... Exposure Mustard 5 mm, 1 case of 4
- SSD50-5..... Exposure Mustard 5 mm, 5 gal
- SSD55-1..... Exposure White 5.5 mm, 1 gal
- SSD55-4..... Exposure White 5.5 mm, 1 case of 4
- SSD55-5..... Exposure White 5.5 mm, 5 gal
- SSD65-1..... Exposure Orange 6.5 mm, 1 gal
- SSD65-4..... Exposure Orange 6.5 mm, 1 case of 4
- SSD65-5..... Exposure Orange 6.5 mm, 5 gal

Integral Color



Brickform Powdered Integral Color

Brickform Powdered Color is a powdered-based pigment designed to color the cement paste in a concrete mixture. Powdered Color can be used for cast-in-place, pre-cast, tilt-up, concrete block, pavers, and textured concrete. Brickform Powdered Color is available in 25 standard colors. Pre-packaged Brickform Powdered Color is a two-part system designed to reduce leaks and spills.


* High volume orders may require bulk packaging

- Dissolvable interior plastic bag
- UV-resistant
- Mixes evenly
- Meets ASTM C979

Premium pricing applies to green Powdered Integral Colors.

*** Use DAY1 as a troweling aid, densifier and curing agent. See pg 77.**

*** Surface Deactivator makes exposed aggregate finishes easier and more consistent. See pg 79.**



Solomon Colors Powdered (Integral) Color

Solomon Colors offers unparalleled consistency, accuracy, dependability and customization. Our products are easy to use, stay consistent from batch to batch and provide lasting beauty to any colored concrete project. Whether you choose Color-Flo® liquid or dry integral color, you can count on Solomon Colors to offer top quality pigments backed by our unmatched customer service.



** Use DAY1 as a troweling aid, densifier and curing agent. See pg 77.*

** Surface Deactivator makes exposed aggregate finishes easier and more consistent. See pg 79.*

PC
SOL (color no)

25 Standard Colors
Integral Color

10 lb Bag
6.25 lb Bag
25 lb Bag



Brickform Blush-Tone Acid Stain

Brickform Blush-Tone Acid Stain lets you create colors with real depth that are unique and captivating. Thousands of different looks can be achieved, ranging from the understated elegance of burnished leather to the ageless beauty of natural stone. Blush-Tone Acid Stain will open the door to a whole new palette of creative expression.




JADE
CS-100



EBONY
CS-600



TURQUOISE
CS-200



MISSION BROWN
CS-700



COFFEE
CS-300



AMBER
CS-800



CARAMEL
CS-400



OLIVE
CS-900



MAHOGANY
CS-500



WALNUT
CS-1000

Brickform Blush-Tone Acid Stain Chemical Stain for Concrete

Brickform Blush-Tone Acid Stain reacts with minerals that exist in newly cured or existing concrete. It penetrates the very top layer of the concrete surface with color that will not chip, crack, or peel. The colors produced in each section of concrete will be unique with captivating, multi-colored intensities that become a permanent part of the concrete. Brickform Blush-Tone Acid Stain is available in 10 standard colors.




- Penetrating chemical stain
- Variegated color
- Will not chip, crack, or peel
- Use on floors and walls

CS- 10 Standard Colors 1 Gallon Bottle

CS4- 10 Standard Colors Case of four 1 Gallon Bottles

** Neutra Clean is a cleaning and neutralizing agent engineered for use on acid and reactive stained floors prior to sealing and to remove light oil, grease or other types of soils from colored, imprinted and natural concrete surfaces. See pg 92.*

Disclaimer - When choosing colors, use the appropriate Brickform color selection guide for more accurate matching. Colors shown here display only the range of Brickform options available. To confirm an exact color, have your contractor prepare a color sample for your approval before actual construction. BRICKFORM accepts no responsibility for color matching or misprints.





Brickform E-Stain

Brickform E-Stain is a water-based formulation containing reactive mineral compounds and proprietary admixtures. Brickform E-Stain contains no hydrochloric acid, making it more environmentally friendly. Brickform E-Stain is ideally suited for use in the Micro-Topping, SM Professional Grade, Stampable Overlay, and cast-in-place concrete.

Brickform E-Stain

Reactive Stain for Concrete

Brickform E-Stains are penetrating, reactive stains that produce unique color effects in finished cementitious surfaces, simulating the natural shadings and aged appearance of stone or masonry. The color effect is unique to each stained surface and cannot be duplicated with other materials. Brickform E-Stain chemically reacts within the concrete substrate, slightly etching the concrete surface to provide deeper and more permanent color.

The color intensity of the stain can be reduced by blending the stain with E-Stain Plus. Special colors can be produced by blending two or more colors together.



EVERGREEN
ES-100




SUNSET
ES-500



BLUE DI MARE
ES-200



EBONY
ES-600



MOSS
ES-300



SADDLE
ES-700



BRONZE
ES-400



RUSTY BROWN
ES-800



- Eco-friendly reactive stain
- Acid-like characteristics without the harmful acid effects
- All colors (except EBONY) are Sodium Dichromate-free (a known carcinogen)
- No harmful fumes
- D.O.T. non-hazardous shipping certified stain

ES-	8 Standard Colors	1 Gallon Bottle
ES4-	8 Standard Colors	Case of four 1 Gallon Bottles
ES-1100	E-Stain Plus	1 Gallon Bottle

Disclaimer - When choosing colors, use the appropriate Brickform color selection guide for more accurate matching. Colors shown here display only the range of Brickform options available. To confirm an exact color, have your contractor prepare a color sample for your approval before actual construction. Brickform accepts no responsibility for color matching or misprints.





Brickform ARTesian Stain

ARTesian stains are penetrating, water-based stains that produce unique color effects in finished cementitious surfaces, simulating the natural shadings and aged appearance of stone or masonry. ARTesian Stain may be applied over smooth troweled or textured concrete, cement-based overlays, vertical or horizontal concrete and masonry surfaces, artificial rock displays, water features and themed finishes.

*Top left, stain applied to gray concrete with a smooth finish; bottom right, applied to gray concrete with a broom finish.



BURLAP AS-100



CAMELBACK AS-200



CAJUN RED AS-300



CHESTNUT AS-400



OLYMPIC BRONZE AS-500



EBONY AS-600



SCARLET AS-700



HARVEST GOLD AS-800



DEEP SEA AS-900



AGED WALNUT AS-1000



GREENBELT AS-1100



SANDBANK AS-1200



SALMON AS-1300



TIGEREYE AS-1600




DRIED THYME AS-1700



CAPRI AS-1800



AUTUMN AS-1900



PEWTER AS-2000



MAGNET, AS-2100



METALLICA, AS-2200

Brickform ARTesian Stain

Penetrating, Water-Based Stain

The color effect is unique to each stained surface and cannot be duplicated with other materials. ARTesian Stain contains no acids or harmful chemicals and works as an alternative to typical reactive acid stains. There are no acids or harmful chemicals integrated in its design.



- Zero VOC
- Water-based
- Interior/exterior use
- Apply with sprayer
- Must be sealed with solvent-based sealer (i.e. Gem-Seal)

AS- 20 Standard Colors 1 Gallon Bottle
 AS4- 20 Standard Colors Case of four 1 Gallon Bottles

Disclaimer - When choosing colors, use the appropriate Brickform color selection guide for more accurate matching. Colors shown here display only the range of Brickform options available. To confirm an exact color, have your contractor prepare a color sample for your approval before actual construction. BRICKFORM accepts no responsibility for color matching or misprints.





LYTHIC POLISHING PRODUCTS



Lythic Products



Lythic Protector



Lythic Cleaner



Densifier & XL Concentrate



Densifier & XL RTU



By popular demand, Densifier and XL Densifier are available in concentrate and Ready-To-Use formulas. In the new green labels, the RTU formula is the quick and convenient way to apply Densifier and XL Densifier. The standard concentrate formula, in the red label, is a 4:1 concentrate, easy to store and ship.

Lythic began with the discovery of reactive Colloidal Silica as a new way to add strength and durability to concrete floors, by two veterans of concrete polishing in 2004. Intimately familiar with the advantages of exposed concrete floors, both polished and unpolished, they were also acutely aware of the drawbacks of the existing chemistry available. They recognized the benefits of this advance in concrete densification chemistry as they used it for their own projects. From this direct experience, new products and processes were developed and have expanded possibilities for concrete floor finishes. Lythic is unique in providing expertise in product and processes that are advancing concrete flooring beyond the costs, risks, and limitations of polished concrete floors.

Lythic offers a comprehensive line of Densifiers, Protectors, and Cleaners for polished concrete floors. For more information, reference the **Lythic catalog** or visit www.lythic.com



Pro-Dye PLUS Standard Colors on smooth troweled concrete

Swatches shown here represent Pro-Dye PLUS mixed with **acetone** (left) and **water** (right).



GRAY
DSL-8010




SEPIA
DSL-5010



JADE
DSL-110



TURQUOISE
DSL-210




COFFEE
DSL-310



CARAMEL
DSL-410



DEEP CARAMEL
DSL-2510



SAND
DSL-2710




TERRA COTTA
DSL-3010



BURNT SIENNA
DSL-4210



MAHOGANY
DSL-510



EBONY
DSL-610



MISSION BROWN
DSL-710




AMBER
DSL-810



CHOCOLATE BROWN,
DSL-3510



SADDLE BROWN
DSL-3710



DEEP WALNUT
DSL-4010



BLACK
DSL-7210




OLIVE
DSL-910




WALNUT
DSL-1010




GOLD
DSL-2010



RAW SIENNA
DSL-2210




CHESTNUT
DSL-4510



FOREST GREEN
DSL-6710



PATRIOT BLUE
DSL-5510



MIDNIGHT BLACK
DSL-7010

Polishing Systems

The Lythic Polishing System is a simple, cost effective and environmentally friendly line of products designed to enhance, protect and beautify existing concrete floors with concrete polishing.

Brickform Pro-Dye PLUS Penetrating Stain for Concrete

Brickform Pro-Dye PLUS has been reformulated to a liquid form and is now easier to use than before. Pro-Dye PLUS is available in the same 25 standard colors and produces the same beautiful results. Pro-Dye PLUS penetrates the surface of concrete, creating a layer of translucent color that dries quickly and will not chip, crack, or peel. Pro-Dye PLUS is packaged in liquid form to be mixed in proportion with acetone or water. Pro-Dye PLUS is designed to work with the Lythic Polishing System for the coloring process in polishing floors. Pro-Dye PLUS mixed with acetone is also excellent in vertical applications, stencils, and logos because it dries quickly. Pro-Dye PLUS colors are vivid with unique multi-colored intensities, similar to the mottling effect of acid stain. Colors can be combined to create an unlimited number of color variations.

DSL-(color)
DS-8500 - Tip Kit with Check Valve

- Interior use only
- Easy to spray apply
- Dries quickly (acetone)
- Use any Brickform spray-on sealer



Disclaimer - When choosing colors, use the appropriate Brickform color selection guide for more accurate matching. Colors shown here display only the range of Brickform options available. To confirm an exact color, have your contractor prepare a color sample for your approval before actual construction. Brickform accepts no responsibility for color matching or misprints.





Pro-Dye PLUS Standard Colors on polished concrete

Swatches shown here represent Pro-Dye PLUS mixed with **acetone** (left) and **water** (right).




GRAY
DSL-8010



SEPIA
DSL-5010



JADE
DSL-110



TURQUOISE
DSL-210



COFFEE
DSL-310




CARAMEL
DSL-410



DEEP CARAMEL
DSL-2510



SAND
DSL-2710



TERRA COTTA
DSL-3010



BURNT SIENNA
DSL-4210



MAHOGANY
DSL-510




EBONY
DSL-610



MISSION BROWN
DSL-710



AMBER
DSL-810



CHOCOLATE BROWN
DSL-3510



SADDLE BROWN
DSL-3710




DEEP WALNUT
DSL-4010



BLACK
DSL-7210



OLIVE
DSL-910



WALNUT
DSL-1010



GOLD
DSL-2010



RAW SIENNA
DSL-2210



CHESTNUT
DSL-4510



FOREST GREEN
DSL-6710



PATRIOT BLUE
DSL-5510



MIDNIGHT BLACK
DSL-7010



Finishing & Maintenance

E-Etch

Brickform E-Etch is an environmentally friendly industrial strength floor cleaner, degreaser and light etching product. It is ideal for cleaning and preparing cementitious surfaces for acid staining, decorative overlays, water-based stains, and coatings applications. It may also be used on concrete, stucco, terrazzo and most masonry surfaces to open up the pores on the surface and clean grime, dirt, grease, scuff marks and stains. E-Etch effectively removes excess Antique Release from textured concrete and can also be used as an efflorescence remover.

- Biodegradable
- Rinse with water
- Non-hazardous
- Non-abrasive
- Non-carcinogenic
- Antique Release/
efflorescence remover

ES-1200 1 Gallon Bottle
ES4-1200 Case of four 1 Gallon Bottles



Evaporation Retarder

Extends Working Time for Coloring And Stamping

Brickform Evaporation Retarder is formulated to be V.O.C. compliant. This water-based film minimizes the evaporation of water from the surface of newly placed concrete, extending both workability and finishing time. Brickform Evaporation Retarder comes in an odorless concentrate that is mixed with water, making it economical and environmentally friendly. Brickform Evaporation Retarder will not affect the final cure and concrete strength.

- Economical
- Easy to apply
- Interior/exterior use
- Apply with sprayer

EV-1000 1 Gallon Bottle
EV-2000 5 Gallon Bucket



Neutra Clean

BRICKFORM pH neutral cleaner is a cleaning and neutralizing agent engineered for use on acid and reactive stained floors prior to sealing and to remove light oil, grease or other types of soils from colored, imprinted and natural concrete surfaces. This product combines cleaning and light degreasing without the use of petroleum solvents and effectively loosens residues from the staining process, as well as loosening release powders from stamped concrete.

NC-1 1 Gallon Bottle
NC4-1 Case of four 1 Gallon Bottles





Resurfacing Products

BRICKFORM resurfacing products quickly rejuvenate concrete surfaces without disruption or high cost.

Brickform Stampable Overlay Concrete Overlay

Brickform Stampable Overlay "White" is a single component (add water only) blend of white cement and special materials that forms a thin, concrete coating. Brickform Stampable Overlay is specially designed to work with Brickform Overlay Liquid Colorant. Brickform Stampable Overlay is easy to install and forms a tough, durable topping that will withstand years of wear. When used on properly prepared surfaces, Brickform Stampable Overlay will permanently bond to concrete surfaces.

- Creates a new 1/4" to 1/2" surface
- Use with overlay liquid colorant
- Durable
- Use with Triple Seven Bond Coat



SC-60 60 lb. bag (White Mix)

For use with Overlay Liquid Colorant and Liquid Release only




Brickform Stampable Overlay "Gray" is a premixed blend of special materials that, when mixed with water, forms a thin, concrete coating. This overlay is intended for use with Color Hardener and Antique Release.

- Creates a new 1/4" to 1/2" surface
- Can be textured & colored
- Durable
- Use with Triple Seven Bond Coat

OL-60 5 Gallon Bucket (Gray Mix)

For use with Color Hardener and Antique Release only





Brickform Micro-Topping Smooth Grade

Brickform Micro-Topping is used on interior or exterior cured concrete to create a durable surface that can be colored or stained. It is available as a white or gray dry powder in smooth grade, and mixed with BRICKFORM Liquid Polymer. The smooth grade is applied over SM Professional Grade for a smooth finish when desired. The mixed materials form a thin concrete coating that can be used to restore or repair any concrete surface.

- Creates a new surface
- Can be colored & stained



MT-1500 SG	Gray Smooth	40 Lb. Bag
MT-2500 SG	White Smooth	40 Lb. Bag
MT-3000	Liquid Polymer	5 Gallon Bucket
MT-KIT	Sample Kit	





SM Professional Grade
 Rough Grade Micro-Topping
 Sprayable Cementitious Overlay

Brickform SM Professional Grade is a white, sprayable cementitious overlay that is designed to be mixed with Brickform Liquid Polymer and applied with a hopper gun. It can be integrally colored using Brickform Overlay Liquid Colorant. Brickform SM Professional Grade can be used to create the look of brick, stone, tile or other unique specialty finishes.


- Ease of use
- Can be integrally colored
- Can be stained
- Spray or trowel
- Water resistant



TIP: Use design tape to create patterns that mimic stone, tile or slate. See page 69 for details.

MT-4000	SM Pro Grade	60 Lb. Bag
MT-3000	Liquid Polymer	5 Gallon Bucket
SM-KIT	Sample Kit	





Vertical Mix

Brickform Vertical Mix is a lightweight vertical overlay mix designed for texturing vertical surfaces up to 2" and creating simulated stone, rock, tile, slate and other natural surfaces. It is composed of cement, polymers, lightweight aggregates and admixtures. It may be applied to vertical surfaces such as wood, drywall, concrete, blocks, etc.

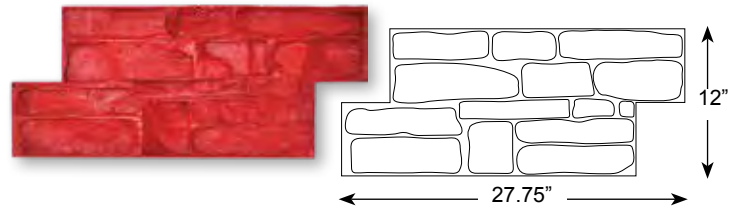
- Add-water only product
- Color with Overlay Liquid colorant or stain
- Easily textured by carving and stamping

VM-1000, Vertical Mix, 45 lb. bag



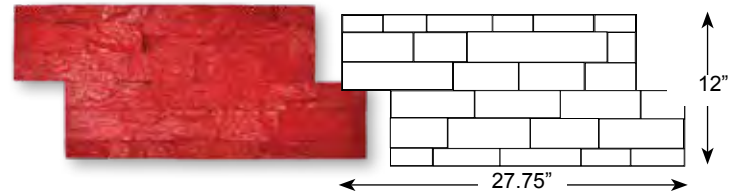
Rock Fall, VM-125

27.75" x 12" (70.49 x 30.48 cm), Pattern: A, B and C



Dry Stack, VM-100

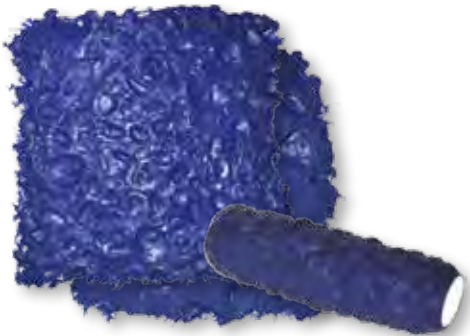
27.75" x 12" (70.49 x 30.48 cm), Pattern: A, B and C



Pebble Skin, VM-1075 A or B

16" x 16" (40.64 x 40.64 cm)


Pebble Skin Roller, VM-2075, 8.5"



Rough Stone Skin, VM-1025 A or B

16" x 16" (40.64 x 40.64 cm)

Rough Stone Skin Roller, VM-2025, 8.5"




Intensity Skin, VM-1050 A or B

16" x 16" (40.64 x 40.64 cm)

Intensity Skin Roller, VM-2050, 8.5"





Brickform Triple Seven Bond Coat

Primer for Cementitious Overlays

Brickform Triple Seven Bond Coat prevents the concrete from absorbing water from the overlay material, making it easier to spread and achieve a smooth surface. Triple Seven Bond Coat is a reactive primer, remaining active for at least two hours after it is applied. Triple Seven Bond Coat increases the bond strength by creating a more efficient chemical link between the concrete and the overlay.

- “Reactive primer”
- Easy application
- Enhances bonding to concrete

BC-007	5 Gallon
BC-0071	1 Gallon
BC4-0071	Case of four 1 Gallon units



Overlay Liquid Colorant

Specifically designed for Brickform Micro-Topping, SM Professional Grade and Stampable Overlay (SC-60, White Mix).

Use one bottle per bag.

Available in 35 standard colors.

(See color chart after page 76)

Six per case, cannot break cases.

*Overlay Liquid Colorant not available in Smokey Blue, White or NEW colors.

MTC-	10 Oz. Bottle
------	---------------



Turtle Set

Brickform Turtle Set is a retardant designed for use with Brickform SM Professional Grade, Micro-Topping, OL-60 and SC-60 Stampable overlay products. Easily measured liquid form increases pot life and set times for greater control with resurfacing products in warm weather.

TS-1	1 Gallon Bottle
TS4-1	Case of four 1 Gallon Bottles





Premium Sealers

BRICKFORM sealers bring out the natural beauty of the textures and color unique to a decorative surface. These superior, durable sealers also protect the finish from sun damage, yellowing, scuffing and premature wear.

HIGH PERFORMANCE SEALERS

UreMax WB

Brickform UreMax WB is a two-part, matte-finish, water-based polyurethane that forms a high-solids coating. UreMax WB preserves and protects any above-grade concrete, masonry or stone. It is the most durable, chemical-resistant barrier coating of the Brickform sealers, without the odor typically found in solvent-borne sealers. Formulated to seal and protect concrete and masonry that is subject to heaviest use conditions, Brickform UreMax WB is chemically resistant and highly durable.



Poly-Astic®

Premium, High-Build, Poly-Aspartic Sealer - Zero VOC

Brickform Poly-Astic is a two-part high-solids, high-build sealer designed for interior use on concrete or masonry surfaces. Poly-Astic allows for single coat high-film thickness in a water-clear finish. Poly-Astic provides a very smooth, mirror-like finish not attainable with any other product.

- Non-yellowing, crystal clear
- Interior use only
- Enhances color
- Easy to apply



DecoPoxy

DecoPoxy is a water-based, low VOC, penetrating epoxy coating that has been specifically formulated to protect interior cementitious floors for commercial and residential applications. It provides high gloss, wear and chemical resistance, and an easy-to-maintain finish, while bringing up the full depth of color on acid stained or decorative floors.

- Helps prevent delamination
- Non-flammable, low-odor and toxicity
- Superior chemical resistance
- Easy to recoat



PENETRATING SEALERS

Stealth-Seal

Brickform Stealth-Seal is non-film forming water and oil repellent that effectively protects and preserves the natural appearance of any surface. It works by creating an invisible barrier at the surface level through a chemical reaction between the sealer and the cement paste, allowing vapor transmission while strongly repelling water and oil. Stealth-Seal is ideal for any surface that needs protection from stains and the elements. Apply to natural materials, concrete and any cementitious surface.

Stealth-Seal Premium

Brickform Stealth-Seal Premium will repel water and oil more effectively, has greater stain resistance, and has 50% longer service life than regular Stealth Seal.



** See pg 108 for part numbers.*





CURE & SEALS

Gem Cure & Seal

Gem Cure & Seal is a medium- to high-gloss, solvent-based, clear acrylate co-polymer curing compound, dust proofer and sealer. Gem Cure & Seal minimizes moisture loss from evaporation in newly placed concrete to provide maximum strength, hardness and protection. Reducing water evaporation loss will result in a stronger, denser, more durable concrete with higher compressive strength and better crack and freeze-thaw resistance.



Satin Cure & Seal

Satin Cure & Seal is a water based, clear acrylic co-polymer curing compound, dust proofer and sealer. Satin Cure & Seal minimizes moisture loss from evaporation in newly placed concrete to provide maximum strength, hardness and protection. Reducing water evaporation loss will result in a stronger, denser, more durable concrete with higher compressive strength, and better crack and freeze-thaw resistance.



SOLVENT-BASED SEALERS

Gem-Seal

High-Gloss Sealer -
700, 400 or 100 VOC

Brickform Gem-Seal is a high-gloss, solvent-based, non-yellowing sealer. A light coating of this UV-resistant sealer will protect and enhance colored and textured concrete. Use Brickform Gem-Seal on porous concrete and masonry to form a shield against stains and mildew.

- Non-yellowing, crystal clear
- Dries to a “wet-look” finish
- Interior/exterior use
- Enhances color



Poly-Seal

Medium- to High-Sheen Sealer -
650, 400 or 100 VOC

Brickform Poly-Seal is a medium-to-high sheen, solvent-based, super-tough acrylic sealer that is easy to clean and maintain. Poly-Seal protects with a UV-resistant coating that penetrates the surface to retard efflorescence and resist oil, grease and food stains.

- Non-yellowing, crystal clear
- Medium-to-high sheen finish depending on porosity of surface
- Interior/exterior use



Poly-Tint **NEW**

650, 400 or 100 VOC

Brickform Poly-Tint is a pre-tinted, solvent-based sealer with a medium to high gloss. It has the same great protection and color enhancement found in Brickform Poly-Seal. But, it also has a precisely added tint for translucent color enhancement without overall appearance change. The product beautifully colors existing concrete in subtle grey or brown shades making it perfect for quick color correction, adding color to non-colored concrete, and enhancing weak color.

- UV Resistant
- Pre-Tinted
- Enhances Color
- Retards Efflorescence
- Resists Freeze-Thaw



Safety-Seal

With Traction-Grip, Low-Sheen Sealer
400 VOC or 100 VOC

Brickform Safety-Seal is designed to be slip-resistant and is ideal around pool decks and areas where water or moisture can accumulate. Safety-Seal is a solvent-based sealer that protects concrete surfaces from stains and mildew. Brickform Safety-Seal dries to a beautiful matte finish that is UV-resistant.

- Dries to a low-sheen finish
- Interior/exterior use
- Micronized slip-resistant additives



* See pg 108 for part numbers.



WATER-BASED SEALER

Brickform Satin-Seal® for use with overlays Satin-Finish “Natural-Look” Sealer - 100 VOC

Brickform Satin-Seal is a non-flammable product, designed to protect concrete with a satin finish. This water-based acrylic VOC-compliant sealer reduces the effect of efflorescence on porous surfaces, while forming a non-yellowing, scuff-resistant finish that resists moisture penetration.

- Non-yellowing satin-finish
- Interior/exterior use
- Scuff-resistant

* NOT RECOMMENDED FOR DECORATIVE APPLICATIONS SUCH AS STAMPED, STAINED OR DYED CONCRETE. Please review the TIS at www.Brickform.com for applications and guidelines.



SEALER STRIPPER

Strip-It

Brickform Strip-It is an environmentally sound and user-safe stripper for water and solvent-based sealers and paints. Strip-It may be used on all masonry surfaces including concrete, quarry tile, ceramic tile, terrazzo, cementitious overlays and other surfaces. Strip-It meets 2005 California Air Resources Board VOC standards (less than 50% VOC by weight).

- Non-flammable
- Contains no methylene chloride



** See pg 108 for part numbers.*

MAINTENANCE

Brickform Premium Acrylic Floor Finish

Brickform Premium Acrylic Floor Finish is a finish that forms a long-lasting protective coating over a Brickform sealer. It provides a wear-resistant sacrificial coating and stands up to the heaviest of traffic conditions. It is easily applied and can be re-coated up to 100 times without having to strip the floor. It will not powder and it can be mopped or cleaned time after time without damaging its original shine. Brickform Premium Acrylic Floor Finish is ideal for ongoing maintenance.

- Super-tough film
- High-gloss
- Interior use only
- Slip-resistant

DW-1000	1 Gallon Bottle
DW4-1000	Case of four 1 Gallon Bottles
DW-5000	5 Gallon Bucket





SEALER ADDITIVES

Tinta' Seal Color tint pack additive for solvent-based sealers

Tinta' Seal can enhance and correct the color of existing cementitious surfaces such as integral color concrete, stamped concrete, overlays or plain concrete. The Brickform Tinta' Seal tint packs are designed to be used with any of our solvent base sealers including Gem Cure & Seal. It is packaged in a 16-oz can that is mixed onsite with a 5-gallon pail of either Gem-Seal, Poly-Seal or Gem Cure & Seal.



Color chart located after page 76



Traction Grip

Traction Grip is an anti-slip micronized powder that adds texture to decorative sealers (Brickform Gem-Seal, Poly-Seal, and Satin Seal). The lightweight, spherical shape and clarity gives Traction Grip its specific properties. Applications include inclined driveways, garages, steps, patios and pool decks.

- No sharp edges
- Disperses easily
- Does not affect color



Matte-Magic

Gloss Reducing Additive

Brickform Matte-Magic is a powdered flattening agent additive for Brickform solvent based sealers. The original topcoat gloss is reduced based on the amount of additive used. The finished gloss reflectance can be varied from semi-gloss to satin. Matte-Magic comes in 16-oz units, with cases of 8 units. Each unit is added to a 5-gallon sealer for gloss reduction.

- Effectively reduces gloss
- Easy to measure and mix



DECOPOXY.....	DecoPoxy, 1.5 Gallon Kit	PS1-400	Poly-Seal 400 VOC, 1 Gallon
GCS1-65025	Gem Cure & Seal 1315, 650 VOC, 1 Gallon	PS4-400	Case of four 1 Gallon units
GCS4-65025	Case of four 1 Gallon units	PS5-400	Poly-Seal 400 VOC, 5 Gallon
GCS-65025	Gem Cure & Seal 1315, 650 VOC, 5 Gallon	PS1-100	Poly-Seal 100 VOC, 1 Gallon
GCS1-35025	Gem Cure & Seal 1315, 350 VOC, 1 Gallon	PS4-100	Case of four 1 Gallon units
GCS4-35025	Case of four 1 Gallon units	PS5-100	Poly-Seal 100 VOC, 5 Gallon
GCS-35025	Gem Cure & Seal 1315, 350 VOC, 5 Gallon	PTB1-400	Poly-Tint Brown 400 VOC, 1 Gallon
GCS1-35018	Gem Cure & Seal 309, 350 VOC, 1 Gallon	PTB4-400	Case of four 1 Gallon units
GCS4-35018	Case of four 1 Gallon units	PTB5-400	Poly-Tint Brown 400 VOC, 5 Gallon
GCS-35018	Gem Cure & Seal 309, 350 VOC, 5 Gallon	PTG1-400	Poly-Tint Gray 400 VOC, 1 Gallon
GCS1-10018	Gem Cure & Seal 309, 100 VOC, 1 Gallon	PTG4-400	Case of four 1 Gallon units
GCS4-10018	Case of four 1 Gallon units	PTG5-400	Poly-Tint Gray 400 VOC, 5 Gallon
GCS-10018	Gem Cure & Seal 309, 100 VOC, 5 Gallon	SCS1-10018	Satin Cure & Seal 309, 1 Gallon
GS1-700	Gem-Seal 700 VOC, 1 Gallon	SCS4-10018	Case of four 1 Gallon units
GS4-700	Case of four 1 Gallon units	SCS-10018	Satin Cure & Seal 309, 5 Gallon
GS5-700	Gem-Seal 700 VOC, 5 Gallon	SCS1-10025	Satin Cure & Seal 1315, 1 Gallon
GS-1	Gem-Seal 400 VOC, 1 Gallon	SCS4-10025	Case of four 1 Gallon units
GS4-400	Case of four 1 Gallon units	SCS-10025	Satin Cure & Seal 1315, 5 Gallon
GS-5	Gem-Seal 400 VOC, 5 Gallon	SR-1	Strip-It, 1 Gallon
GS1-100	Gem-Seal 100 VOC, 1 Gallon	SR4-1	Strip-It, Case of four 1 Gallon units
GS4-100	Case of four 5 Gallon units	SR-5	Strip-It, 5 Gallon
GS5-100	Gem-Seal 100 VOC, 5 Gallon	SS-5	Satin-Seal, 5 Gallon Bucket
MM	Matte-Magic, 1 lb. Jar	ST-1	Stealth-Seal, 1 Gallon
MM8	Matte-Magic, Case of eight 1 lb. Jars	ST4-1	Stealth-Seal, Case of four 1 Gallon units
MS-5	Safety-Seal 400 VOC, 5 Gallon	ST-5	Stealth-Seal, 5 Gallon
MS5-100	Safety-Seal 100 VOC, 5 Gallon	STP-1	Stealth-Seal Premium, 1 Gallon
PA-1	Poly-Astic, 2 Gallon Kit	STP4-1	Case of four 1 Gallon units
PA-25	Poly-Astic, 2 Quart Kit	STP-5	Stealth-Seal Premium, 5 Gallon
PS-1	Poly-Seal 650 VOC, 1 Gallon	TAS-(color name)	Tinta' Seal, 16 Ounce
PS4-650	Case of four 1 Gallon units	TG	Traction Grip, 1 lb. Jar
PS-5	Poly-Seal 650 VOC, 5 Gallon	TG8	Traction Grip, Case of eight 1 lb. Jars
		UMS-1	UreMax, 1 Gallon Kit
		UMS-4	UreMax, 4 Gallon Kit

Sealer Properties Checklist

	UreMax WB	Poly-Asitic	DecoPoxy	Stealth-Seal	Stealth-Seal Premium	Gem Cure & Seal	Satin Cure & Seal	Gem-Seal	Poly-Seal	Poly-Tint	Safety-Seal	Satin-Seal
High performance	✓	✓	✓		✓							
Penetrating/ Impregnating				✓	✓							
Cure and seal						✓	✓					
Solvent-based		✓				✓		✓	✓	✓	✓	
Water-based	✓		✓	✓	✓		✓					✓
Use with Matte-Magic						✓		✓	✓	✓	n/a	
Two-part	✓	✓	✓									
VOC in grams/ liter	<50	0	<100	<20	<20	<100/350/650	<100	<100/400/700	<100/400/650	<400	<100/400	<100
Solids Content %	51	65	35	n/a	n/a	19-25	18-25	19-27	19	19	19	26
High-sheen		✓	✓	n/a	n/a			✓				
Medium-sheen						✓			✓	✓		
Low-sheen	✓			flat	flat		✓				✓	✓
Satin-Sheen	✓			n/a	n/a							✓
Film-forming	✓	✓	✓			✓	✓	✓	✓	✓	✓	✓
Non film-forming	n/a	n/a	n/a	penetrating	penetrating	n/a	n/a	n/a	n/a	n/a	n/a	n/a
Flammable		✓				✓		✓	✓	✓	✓	
Roll-on	✓	✓	✓	✓	✓	✓	✓	✓	✓	✓		✓
Spray-on	✓*		✓	✓	✓	preferred	✓	preferred	preferred	preferred	preferred	✓
Interior	✓	✓	✓	✓	✓	✓	✓	✓	✓	✓	✓	✓
Exterior				✓	✓	✓	✓	✓	✓	✓	✓	✓

* Not a preferred method but possible with proper personal protection



Stamped Concrete *Systems*

Coloring

- Integral color
- Color Hardener
- Antique Release
- Antique-It
- Liquid Release

Stamping

- Texture mats and skins
- Texturing accessories
- Pounder
- Touch-up wheels
- Cleaning: Etch-It

Sealers

- Poly-Seal
- Gem-Seal
- Safety-Seal
- Stealth-Seal

Maintenance (interior only)

- Premium Acrylic Floor Finish

Aids

- DAY1 Finishing Aid

Cure and Seals

- Gem Cure & Seal
- Satin Cure & Seal

Interior Use Sealers

- DecoPoxy
- UreMax WB
- Poly-Astic
- Premium Acrylic Floor Finish

Integral Color *Systems*

Coloring

- Solomon Colors SG Granules, Color-Flo® liquid, liquid or dry integral color
- Antique Release
- Liquid Release

Aids

- DAY1 Finishing Aid
- E-Etch
- Surface Deactivator

Cure and Seals

- Gem Cure & Seal
- Satin Cure & Seal

Sealers

- Poly-Seal
- Gem-Seal
- Safety-Seal
- Stealth-Seal

Interior Use Sealers

- DecoPoxy
- UreMax WB
- Poly-Astic
- Satin-Seal

Maintenance

- Premium Acrylic Floor Finish

Restoration *Systems*

Coloring

- Cem-Coat
- FreestylePRO
- Color Wax
- Tinta' Seal
- Antique-It

Sealers

- Poly-Seal
- Gem-Seal
- Safety-Seal
- Stealth-Seal

Interior Use Sealers for use with Cem-Coat

- DecoPoxy
- UreMax WB
- Poly-Astic
- Satin-Seal
- Premium Acrylic Floor Finish

Maintenance (interior only)

- Premium Acrylic Floor Finish



Resurfacing *Systems*

Primer

- Triple Seven Bond Coat

Overlay

- SM Professional Grade
- Micro-Topping
- Stampable Overlay

Coloring

- Overlay Liquid Colorant
- Color Hardener and Antique Release (OL-60 "gray" only)
- Blush-Tone Acid Stain
- E-Stain
- ARTesian Stain
- Pro-Dye (interior use only)
- Cem-Coat
- FreestylePRO

Sealers

- Poly-Seal
- Gem-Seal
- Safety-Seal
- Stealth-Seal

Interior Use Sealers

- DecoPoxy
- UreMax WB
- Poly-Astic

Maintenance (interior only)

- Premium Acrylic Floor Finish

Staining *Systems*

Surface Preparation

- E-Etch

Coloring

- Blush-Tone Acid Stain
- E-Stain
- ARTesian Stain
- Pro-Dye (interior use only)

Aids

- DAY1 Finishing Aid

Sealer Preparation

- Neutra Clean
- Sealer/Surface Preparation
- Strip-It
- E-Etch

Sealers

- Poly-Seal
- Gem-Seal
- Safety-Seal
- Stealth-Seal

Interior Use Sealers

- DecoPoxy
- UreMax WB
- Poly-Astic
- Premium Acrylic Floor Finish

Maintenance (interior only)

- Premium Acrylic Floor Finish

Polishing *Systems*

Densifier

- Lythic Densifier and XL Densifier

Coloring

- Pro-Dye (interior use only)
- Solomon Colors SG Granules, Color-Flo® liquid, liquid or dry integral color


Protector

- Lythic Protector and SPD Protector

Cleaner

- Lythic Cleaner

See appropriate Technical Information Sheet for coverage rates, available at Brickform.com.





BRICKFORM

A Division of Solomon Colors, Inc.



Toll Free: 1-800-483-9628

Corporate Headquarters
4050 Color Plant Road
Springfield, IL 62702

Division Headquarters
1371 Laurel Avenue
Rialto, CA 92376

www.Brickform.com