




**ECO**<sup>TM</sup>  
amenities



*all the photos for display only what we produced before, we only accept the order from copyright/trademark right holders or agents.*

**HEAD OFFICE : SHAMS – SHARJAH MEDIA CITY – AL MASSANED – SHARJAH -UAE**  
**DUBAI BR.: AL MARABEA ST. AL QUOZ IND 2 – DUBAI -UAE**



info@aladran.com



+97142212733

www.aladran.com



+971508270370



+971556648244

**ECO™**  
amenities  
HOTEL AMENITIES SET



DISPLAY ONLY WELCOME DEM


**ECO™**  
amenities  
HOTEL AMENITIES SET




DISPLAY ONLY WELCOME DEM


**HEAD OFFICE : SHAMS - SHARJAH MEDIA CITY - AL MASSANED - SHARJAH - UAE**  
**DUBAI BR.: AL MARABEA ST. AL QUOZ IND 2 - DUBAI - UAE**

 [info@aladran.com](mailto:info@aladran.com)

 +97142212733

[www.aladran.com](http://www.aladran.com)

 +971508270370

 +971556648244

**ECO™**  
amenities  
HOTEL AMENITIES SET



DISPLAY ONLY WELCOME DEM

03




**ECO™**  
amenities  
HOTEL AMENITIES SET

DISPLAY ONLY WELCOME DEM


04

HEAD OFFICE : SHAMS – SHARJAH MEDIA CITY – AL MASSANED – SHARJAH -UAE  
DUBAI BR.: AL MARABEA ST. AL QUOZ IND 2 – DUBAI -UAE


 info@aladran.com

 +97142212733

[www.aladran.com](http://www.aladran.com)


 +971508270370

 +971556648244





HEAD OFFICE : SHAMS - SHARJAH MEDIA CITY - AL MASSANED - SHARJAH -UAE  
DUBAI BR.: AL MARABEA ST. AL QUOZ IND 2 - DUBAI -UAE

 info@aladran.com

 +97142212733

www.aladran.com

 +971508270370

 +971556648244




DISPLAY ONLY, WELCOME OEM




DISPLAY ONLY, WELCOME OEM

HEAD OFFICE : SHAMS – SHARJAH MEDIA CITY – AL MASSANED – SHARJAH -UAE  
DUBAI BR.: AL MARABEA ST. AL QUOZ IND 2 – DUBAI -UAE

 info@aladran.com

 +97142212733

[www.aladran.com](http://www.aladran.com)

 +971508270370

 +971556648244



DISPLAY ONLY WELCOME OEM

## CONCORDE



DISPLAY ONLY WELCOME OEM

HEAD OFFICE : SHAMS - SHARJAH MEDIA CITY - AL MASSANED - SHARJAH -UAE  
DUBAI BR.: AL MARABEA ST. AL QUOZ IND 2 - DUBAI -UAE

**ECO™**  
amenities  
HOTEL AMENITIES SET



DISPLAY ONLY WELCOME OEM


**ECO™**  
amenities  
HOTEL AMENITIES SET




DISPLAY ONLY WELCOME OEM

**HEAD OFFICE : SHAMS - SHARJAH MEDIA CITY - AL MASSANED - SHARJAH -UAE**  
**DUBAI BR.: AL MARABEA ST. AL QUOZ IND 2 - DUBAI -UAE**

 [info@aladran.com](mailto:info@aladran.com)

 +97142212733

[www.aladran.com](http://www.aladran.com)

 +971508270370

 +971556648244

**ECO™**  
amenities  
AIR LINE KIT



DISPLAY ONLY WELCOME OEM


**ECO™**  
amenities  
AIR LINE KIT




DISPLAY ONLY WELCOME OEM


**HEAD OFFICE : SHAMS – SHARJAH MEDIA CITY – AL MASSANED – SHARJAH -UAE**  
**DUBAI BR.: AL MARABEA ST. AL QUOZ IND 2 – DUBAI -UAE**

 [info@aladran.com](mailto:info@aladran.com)

 +97142212733

[www.aladran.com](http://www.aladran.com)

 +971508270370

 +971556648244



**ECO™**  
amenities  
COSMETIC TUBE / BOTTLE



**ECO™**  
amenities  
COSMETIC TUBE / BOTTLE



**HEAD OFFICE : SHAMS – SHARJAH MEDIA CITY – AL MASSANED – SHARJAH -UAE**  
**DUBAI BR.: AL MARABEA ST. AL QUOZ IND 2 – DUBAI -UAE**

**ECO™**  
amenities  
COSMETIC TUBE / BOTTLE



ECO-BT07



ECO-BT08



ECO-BT09



ECO-BT10



ECO-BT11



ECO-BT12



ECO-BT20



ECO-BT21



ECO-BT22



ECO-BT23



ECO-BT13



ECO-BT14



ECO-BT15



ECO-BT16



ECO-BT17



ECO-BT18



ECO-BT19



ECO-BT24



ECO-BT25



ECO-BT26

**ECO™**  
amenities  
LOOFAH



LH-01



LH-02



LH-03



LH-04

DISPLAY ONLY. WELCOME OEM

DISPLAY ONLY. WELCOME OEM

HEAD OFFICE : SHAMS - SHARJAH MEDIA CITY - AL MASSANED - SHARJAH -UAE  
DUBAI BR.: AL MARABEA ST. AL QUOZ IND 2 - DUBAI -UAE

ECO<sup>TM</sup>  
amenities  
SOAP

ECO<sup>TM</sup>  
amenities  
SOAP



ECO-SP01 ECO-SP02 ECO-SP03 ECO-SP04 ECO-SP05



ECO-SP10 ECO-SP11 ECO-SP12 ECO-SP13 ECO-SP14 ECO-SP15



ECO-SP16 ECO-SP17 ECO-SP18 ECO-SP19 ECO-SP20 ECO-SP21



ECO-SP06 ECO-SP07 ECO-SP08 ECO-SP09




ECO-SP22 ECO-SP23 ECO-SP24 ECO-SP25 ECO-SP26

DISPLAY ONLY WELCOME OEM


DISPLAY ONLY WELCOME OEM


HEAD OFFICE : SHAMS - SHARJAH MEDIA CITY - AL MASSANED - SHARJAH -UAE  
DUBAI BR.: AL MARABEA ST. AL QUOZ IND 2 - DUBAI -UAE

 info@aladran.com

 +97142212733

[www.aladran.com](http://www.aladran.com)

 +971508270370

 +971556648244

ECO<sup>TM</sup>  
amenities  
SOAP

ECO<sup>TM</sup>  
amenities  
SOAP



ECO-SP27

ECO-SP28

ECO-SP29

ECO-SP30

ECO-SP31

ECO-SP32

ECO-SP44

ECO-SP45

ECO-SP46

ECO-SP47

ECO-SP48

ECO-SP49

ECO-SP33

ECO-SP34

ECO-SP35

ECO-SP36

ECO-SP37

ECO-SP38

ECO-SP50

ECO-SP51

ECO-SP52

ECO-SP53

ECO-SP54

ECO-SP55

ECO-SP39

ECO-SP40

ECO-SP41

ECO-SP42

ECO-SP43

ECO-SP56

ECO-SP57

ECO-SP58

ECO-SP59


ECO-SP60

DISPLAY ONLY WELCOME OEM


DISPLAY ONLY WELCOME OEM


HEAD OFFICE : SHAMS – SHARJAH MEDIA CITY – AL MASSANED – SHARJAH -UAE  
DUBAI BR.: AL MARABEA ST. AL QUOZ IND 2 – DUBAI -UAE

 info@aladran.com

 +97142212733

www.aladran.com

 +971508270370

 +971556648244




TB01 TB02 TB03 TB04 TB05 TB06 TB07 TB08 TB09 TB10 TB11





HEAD OFFICE : SHAMS - SHARJAH MEDIA CITY - AL MASSANED - SHARJAH - UAE  
DUBAI BR.: AL MARABEA ST. AL QUOZ IND 2 - DUBAI - UAE

 info@aladran.com

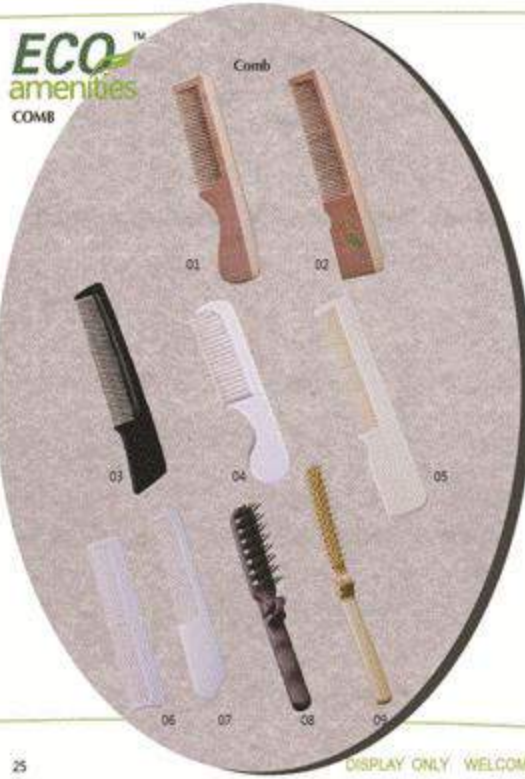
 +97142212733

www.aladran.com

 +971508270370

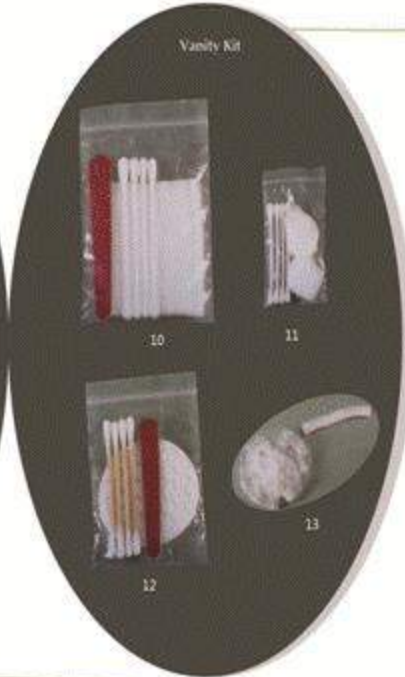
 +971556648244

ECO<sup>™</sup>  
amenities  
COMB



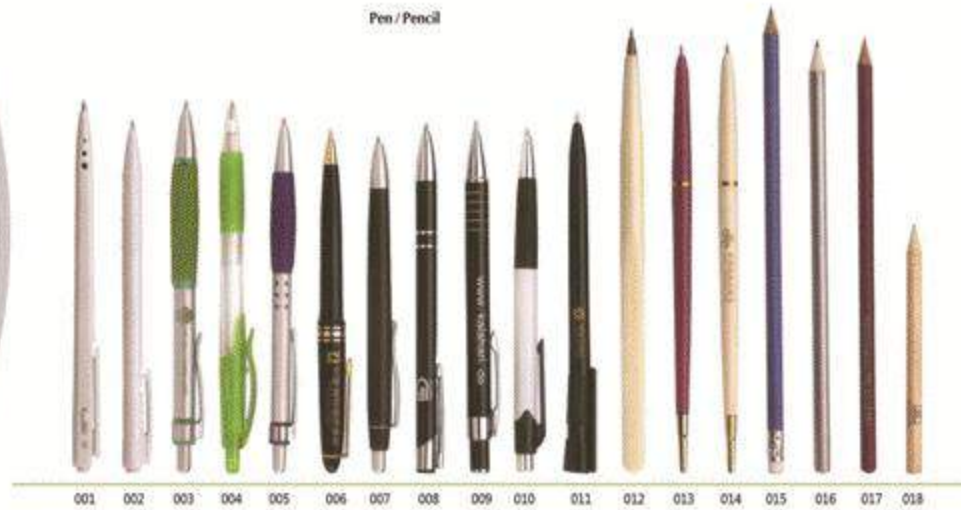
DISPLAY ONLY WELCOME OEM

Vanity Kit



ECO<sup>™</sup>  
amenities  
PEN


Pen / Pencil




DISPLAY ONLY WELCOME OEM


HEAD OFFICE : SHAMS - SHARJAH MEDIA CITY - AL MASSANED - SHARJAH -UAE  
DUBAI BR.: AL MARABEA ST. AL QUOZ IND 2 - DUBAI -UAE

 info@aladran.com

 +97142212733

www.aladran.com

 +971508270370

 +971556648244

ECO<sup>™</sup>  
amenities  
SLIPPERS

ECO<sup>™</sup>  
amenities  
SLIPPERS



ECO-501



ECO-502



ECO-503



ECO-507



ECO-508



ECO-509



ECO-504



ECO-505



ECO-506



ECO-510



ECO-511




ECO-512

DISPLAY ONLY - WELCOME OEM


DISPLAY ONLY - WELCOME OEM

HEAD OFFICE : SHAMS - SHARJAH MEDIA CITY - AL MASSANED - SHARJAH -UAE  
DUBAI BR.: AL MARABEA ST. AL QUOZ IND 2 - DUBAI -UAE

 info@aladran.com

 +97142212733

www.aladran.com

 +971508270370

 +971556648244

ECO amenities  
OTHER SERIES



B001



B002

BAG



B003



B004



B005



B006



B007



B008



B009



B010



B011



B012



B013



B014



B015



B016

DISPLAY ONLY WELCOME OEM

Swizzle / Cocktail Stick



Sewing Kit



ECO amenities  
OTHER SERIES

Shoe Mitt



Shoe Sponge



DISPLAY ONLY WELCOME OEM

HEAD OFFICE : SHAMS - SHARJAH MEDIA CITY - AL MASSANED - SHARJAH - UAE  
DUBAI BR.: AL MARABEA ST. AL QUOZ IND 2 - DUBAI - UAE

info@aladran.com


+97142212733

www.aladran.com

+971508270370

+971556648244





HEAD OFFICE : SHAMS – SHARJAH MEDIA CITY – AL MASSANED – SHARJAH -UAE  
DUBAI BR.: AL MARABEA ST. AL QUOZ IND 2 – DUBAI -UAE

ECO<sup>TM</sup>  
amenities  
OTHER SERIES



Toothpick

ECO<sup>TM</sup>  
amenities  
OTHER SERIES

Toothpick



DISPLAY ONLY WELCOME OEM



Dnd card


DISPLAY ONLY WELCOME OEM

HEAD OFFICE : SHAMS – SHARJAH MEDIA CITY – AL MASSANED – SHARJAH -UAE  
DUBAI BR.: AL MARABEA ST. AL QUOZ IND 2 – DUBAI -UAE



>> PSM® bioplastic


PSM® Bio-plastics are made from renewable, natural materials, such as corn, potato, tapioca or wheat starch, bamboo cellulose and sugar cane, through modification and plasticization, these raw materials are turned into PSM®, which is an environmental friendly, versatile material with a significant smaller carbon footprint.



PSM® Bio-plastics including two series, PSM® Bio-degradable plastic(Compostable) and PSM® bio-based plastic, PSM® bio-based plastics use renewable material as the main component, bio-based content tested in accordance to ASTM D6966 Standards. Certified by third party VINCOTTE organization, obtain "OK- bio-based" all stars label, PSM® Bio-degradable plastic(Compostable) tested by international authoritative organizations like OWIS according to the EN13432 and ASTM D6400 requirements, certified by independent organization such as DIN CERTCO and VINCOTTE, obtains the EU OK Compost and Compostable certificates.



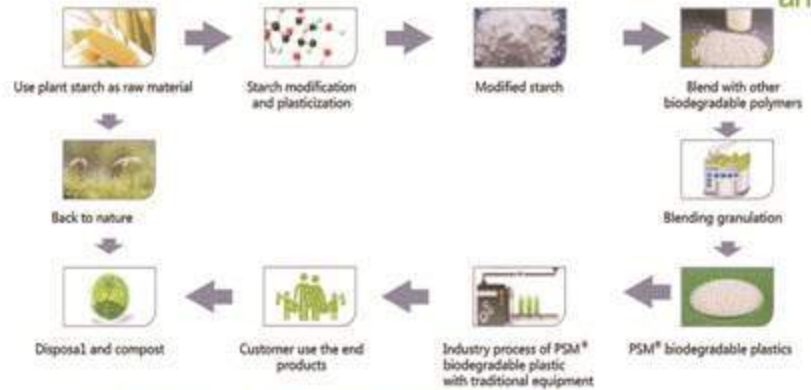
>> PSM® Biodegradable Plastics (Compostable)



Bio-degradable plastic are plastics that decomposes to CO<sub>2</sub> and CH<sub>4</sub>, H<sub>2</sub>O and new biomass in the presence of micro organisms under a specific condition such as an aerobic digestion or aqueous fertilizer as well as the soil or sandy environment.

The degradation curve shows that more than 90% of PSM® Bio-degradable plastics (Compostable) has been converted after 90 days to CO<sub>2</sub>, water, energy and biomass.

>> Life Cycle of PSM® Biodegradable Plastics



>> Certification of PSM® Biodegradable Plastics (Compostable)

PSM® Biodegradable plastic(Compostable) tested by international authoritative organizations like OWIS according to the EN13432 and ASTM D6400 requirements, certified by independent organization such as DIN CERTCO and VINCOTTE, obtains the EU "Compostable" and "OK Compost" certificates.



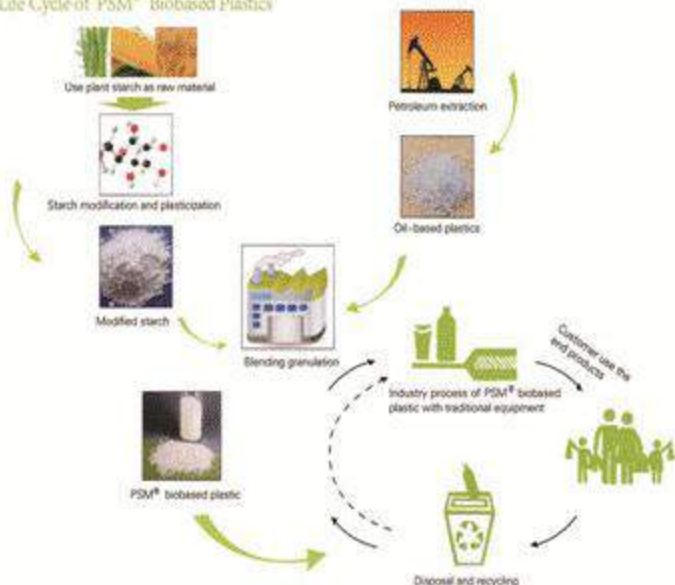
HEAD OFFICE : SHAMS – SHARJAH MEDIA CITY – AL MASSANED – SHARJAH -UAE  
 DUBAI BR.: AL MARABEA ST. AL QUOZ IND 2 – DUBAI -UAE



>> PSM® Biobased Plastics

Biobased plastics are a form of plastics derived from renewable biomass source, such as vegetable oil, corn starch or algae, rather than fossil-fuel plastics which are derived from petroleum.

>> Life Cycle of PSM® Biobased Plastics



>> Certifications of PSM® Biobased Plastics

PSM® Biobased plastics use renewable material as the main component. Biobased content tested in accordance to ASTM D6866 Standards. Certified by third party VINCOTTE organization, obtain "OK Biobased" all stars label. PSM® Biobased plastics also tested to contain no BPA and plasticizer according to SGS requirements.



ASTM D6866 Test Report



OK Biobased Certificate



OK Biobased

>> Applications

Industrial packaging film, electronic packaging film, car interior interior packaging film, electrical appliance packaging film, dust prevention film, medical care film, agricultural mulch film;

Bags: shopping bag, T-shirt bag, document bag, fishing bag, storage, garbage bag, grocery bag; Disposable items: disposable gloves, disposable table cloth, apron, raincoat.



HEAD OFFICE : SHAMS - SHARJAH MEDIA CITY - AL MASSANED - SHARJAH - UAE  
 DUBAI BR.: AL MARABEA ST. AL QUOZ IND 2 - DUBAI - UAE

info@aladran.com

+97142212733

www.aladran.com

+971508270370

+971556648244




Applications:

Disposable dinnerware: lunch box, serving tray, food packaging tray, drinking cup;  
Disposable containers: nursery cup and pot;  
Medical use containers: medicine serving tray, seeding tray.




Applications:

Disposable plastic containers: tofu packaging box, bean packaging box, storage box;  
Disposable tableware: disposal cutlery, disposal chopsticks;  
Recreational items: toys, golf tees;  
Stationary items: pen, writing board, flash drive.



Applications in hotel products:



HEAD OFFICE : SHAMS - SHARJAH MEDIA CITY - AL MASSANED - SHARJAH - UAE  
DUBAI BR.: AL MARABEA ST. AL QUOZ IND 2 - DUBAI - UAE

info@aladran.com

+97142212733

www.aladran.com

+971508270370

+971556648244

**ECO**<sup>™</sup>  
amenities  
THE PRODUCTION WORKSHOP




**ECO**<sup>™</sup>  
amenities  
THE PRODUCTION WORKSHOP





**HEAD OFFICE : SHAMS – SHARJAH MEDIA CITY – AL MASSANED – SHARJAH -UAE**  
**DUBAI BR.: AL MARABEA ST. AL QUOZ IND 2 – DUBAI -UAE**

 [info@aladran.com](mailto:info@aladran.com)

 +97142212733

[www.aladran.com](http://www.aladran.com)

 +971508270370

 +971556648244

**ECO™**  
amenities  
THE PRODUCTION WORKSHOP


**ECO™**  
amenities




DISPLAY ONLY WELCOME OEM


**HEAD OFFICE : SHAMS - SHARJAH MEDIA CITY - AL MASSANED - SHARJAH -UAE**  
**DUBAI BR.: AL MARABEA ST. AL QUOZ IND 2 - DUBAI -UAE**

 [info@aladran.com](mailto:info@aladran.com)

 +97142212733

[www.aladran.com](http://www.aladran.com)

 +971508270370

 +971556648244

# HOTEL & RESTAURANT

info@aladran.com



## CONTENTS



1 SIGN BOARDS  
P4-10



2 POST STAND  
P11-12



3 NEWSPAPER RACKS  
P13-14



4 GROUND ASHTRAYS  
P15-30



5 ROOM DUSTBIN  
P31-39



6 LUGGAGE RACK  
P40



7 HANGER STAND  
P41



8 SERVICE TROLLEY SERIES  
P42-45



9 SERVICE TROLLEY SERIES  
P46-62



10 LEATHER SERIES  
P63-73



11 BAMBOOS  
P74-76



12 CHINA WARES  
P77-80



13 ALUMINUM CHAIRS  
P81-86



14 BANQUET FLOORS  
P87-88



15 LINEN  
P89-92



16 SAFE BOX  
P93-95





17 HAIR DRYER  
P96-98



18 TELEPHONE  
P99-102



19 KETTLE  
P103-104



20 BODY SCALES  
P105-108



21 BATH MAT & IRON  
P109



22 MINI BAR  
P110-111



23 MAGNIFYING MIRROR  
P112



24 CLOTHES RACK  
P113-114



25 CLOTHES BRUSH  
P115



26 TABLEWARE  
P116-117



27 CLEANING PRODUCTS  
P118-122



28 ACRYLIC CASE  
P123-124



29 BATHROOM SUPPLY  
P125-128



30 ROLLAWAY BEDS  
P127



P-66

**Features:**  
Elegant designed sign board  
Stainless steel frame  
More stable base  
Acrylic sheet protector on the board



P-68

Art.	Specifications	Color
P-66	L590 x W305 x H1620	Bronzed/polished gold
P-68	L600 x W330 x H1720	Polished gold



NF-P-47  
640x450x1290



NF-P-61  
650x450x1380



NF-P-65  
630x400x1390



NF-P-59  
640x450x1380



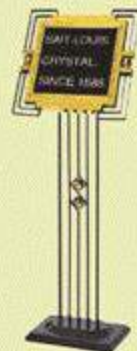
NF-P-58  
670x320x1390




NF-P-31  
580x320x1290



NF-P-29  
645x380x1180



P-9  
570x320x1450



P-9A  
705x320x1340



P-10  
705x320x1640



P-24A  
450x320x1180



P-67A  
545x350x1550



P-67  
545x350x1420



P-32  
660x320x1400



P-33  
520x320x1350



**Features:**

Specially designed to use at hotel reception  
Aviation material of aluminium  
Content can be customized



P-19E  
320x120x220



P-19D  
320x120x220

**Features:**

Elegant designed to use at hotel reception  
Natural wood frame  
Oval shape  
Brushed and polished stainless steel board  
Content can be customized



P-19A  
270x100x180

**Features:**

Elegant designed to use at hotel reception  
Oval shape  
Brushed and polished stainless steel board  
Marble base more stable  
Content can be customized



C-19  
335x100x150

**Features:**

Specially designed to use at hotel reception  
Brushed and polished stainless steel board  
Marble base more stable  
Content can be customized



P-28A  
Ø80x280

P-28B  
Ø80x280

P-28C  
Ø80x280

P-28D  
Ø80x280

P-48  
80x85x375

P-49  
95x80x160

P-49  
95x80x375

P-39  
80x65x160




P-42  
490x160x390

P-42A  
490x160x390

P-41  
490x160x390

P-40  
640x84x500

P-26  
570x45x750

GPX-45B  
260x195x265GPX-45B  
260x195x265**Features:**

Polished stainless steel post stand with gold chrome finish  
Holes for connecting ropes  
More stable base  
Acrylic sheet protector on the board



LG-D



LG-E



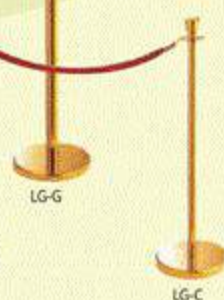
LG-G



LG-B





LG-F



LG-C

Art.	Specifications	Color
LG-D	Ø320x900	Polished s/s and polished brass
LG-E	Ø320x975	Polished s/s and polished brass
LG-G	Ø320x1000	Polished s/s and polished brass
LG-B	Ø320x980	Polished s/s and polished brass
LG-F	Ø360x1000	Brushed black
LG-C	Ø320x950	Polished s/s and polished brass

LG-M  
Ø320x910LG-P  
325x215LG-PS  
290x205LG-A  
Ø320x915LG-W  
Ø360x1050LG-K  
Ø360x1050LG-H  
Ø360x890



**Features:**

Popular designed for hotel lobby  
 Polished stainless steel frame  
 Easily movable with quality lockable wheels  
 Four portions movable clip stick  
 Magazine holder on the top

Art.	Specifications	Color
J-2	670x340x1360	Polished gold



NF-J-2B  
635x380x920



NF-J-28A  
400x645x940



NF-J-6  
350x320x132



NF-J-7  
640x380x133



NF-J-3  
470x200x400



NF-J-3A  
370x150x240



J-61A  
585x420x136



J-61C  
585x500x156



J-37  
650x500x930

**Features:**

Natural wood frame  
 Good looking curved designed for hotel lobby  
 Four separate portions of leather

Art.	Specifications	Color
XL-12A	1050x550x1770	Polished gold&silver
XL-5A	1080x650x1820	Polished gold&silver



J-55B  
520x470x790



J-55A  
520x470x790

**Features:**

Polished stainless steel frame  
 Specially designed for hotel lobby  
 3 separate portions of leather  
 Extra holder at the bottom

Art.	Specifications	Color
XL-12A	1050x550x1770	Polished gold&silver



J-28B  
470x350x630





**Features:**

Decently designed for hotel lobby  
 Square shape  
 Stainless steel frame  
 Natural marble outside  
 Available in different colors of mable  
 More stable base



GPX-17A  
300x300x685

GPX-16A  
340x270x685

GPX-18A  
305x260x685

GPX-2  
300x300x670

GPX-8A  
300x300x700

GPX-6C  
310x310x685



**Features:**

Decently designed for hotel lobby  
 Square shape  
 Stainless steel frame  
 Natural wood outside  
 More stable base



GPX-8E

GPX-8C

Art.	Specifications	Color
GPX-8C,8E	1100x650x1880	Polished gold

**Features:**

Decently designed for hotel lobby  
 Square shape  
 Natural wood frame  
 Stainless steel patterns  
 More stable base



GPX-8G

Art.	Specifications	Color
GPX-8G	300x300x700	Black&mohogany

**Features:**

Decently designed for hotel lobby  
 Square shape  
 Natural wood frame  
 Stainless steel top,bottom and side cover  
 More stable base



GPX-28A

Art.	Specifications	Color
GPX-28A	280x280x685	Mahogany



GPX-7D  
290x290x725



GPX-217  
320x320x730



GPX-1138  
310x310x670




GPX-182A  
295x295x660



L280 x W280 x H645

GPX-200A  
315x300x700GPX-200B  
315x300x700GPX-209C  
340x245x685GPX-209D  
340x245x735GPX-82A  
295x295x665GPX-82B  
250x250x700**Features:**

Specially designed to use at hotel lobby  
 Brushed stainless steel frame  
 Quality marble and s/s basin on the top  
 Easy to empty and clean inner liner  
 Rubber pads at the bottom for floor protection



Art.	Specifications	Color
GPX-78A1.A2.A3	L280 x W220 x H670	Brushed Brass/Silver
GPX-78C1.C2.C3	L300 x W300 x H820	Brushed Brass/Silver
GPX-78B	L280 x W220 x H720	Brushed Brass/Silver





**Features:**

- Designed for indoor applications
- Round shape
- Stainless steel lid with ashtray
- Brushed s/s and black powder coat finish body
- Easy to empty and clean inner liner

Art.	Specifications	Color
GPX-30	Ø250x600	Brushed s/s, green, black



[info@aladran.com](mailto:info@aladran.com)



GPX-110C

**Features:**

Designed for indoor applications  
 Round shape  
 Polished stainless steel swivel lid  
 Brushed s/s and black powder coat body  
 Easy to empty and clean inner liner

Art.	Specifications	Color
GPX-110C	Ø 250x600	Brushed s/s, black

GPX-12F  
Ø 300x650GPX-12F2  
Ø 300x650GPX-110K  
Ø 305x640GPX-110K2  
Ø 305x640GPX-110N  
Ø 380x720GPX-110P  
Ø 380x720GPX-180A  
Ø 250x605GPX-110A  
Ø 380x720GPX-110B  
Ø 380x720GPX-180  
Ø 250x605GPX-110M  
Ø 380x720



GPX-110H  
 Ø 380x770



GPX-110D  
 Ø 380x940

GPX-110F  
 Ø 380x870



### Features:

- Designed for indoor applications
- Round shape
- Stainless steel swivel lid
- Brushed s/s and black powder coat body
- Easy to empty and clean inner liner



GPX-110V  
Ø 500x870GPX-110W  
Ø 500x870GPX-218A  
580x280x720GPX-218D  
585x280x750GPX-218B  
580x280x720

GPX-129A

GPX-129B

GPX-129C

GPX-129D

GPX-129E

Art.	Specifications	Color
GPX-129A	Ø 225x1100	Polished s/s
GPX-129B	Ø 225x1090	Polished s/s
GPX-129C	Ø 220x740	Polished s/s
GPX-129D	Ø 250x900	Polished s/s
GPX-129E	Ø 250x1000	Polished s/s



GPX-221A  
1020x460x1010  
510x460x1010



GPX-63  
Φ400x775



GPX-72A  
465x465x940



GPX-61  
500x500x1040  
400x400x960



GPX-102  
570x350x1150



GPX-101  
470x420x910



GPX-100  
400x320x910



GPX-154  
800x400x1000

GPX-128A  
770x400x920

GPX-137  
800x350x910

GPX-154A  
800x400x1000



GPX-98  
700x350x845



GPX-152  
780x350x1200



GPX-155  
800x450x880



GPX-53  
680x420x910



GPX-136  
680x420x910



GPX-68A  
830x360x945





GPX-45  
Ø225x265

**Features:**

Round shape  
Double layer, concealed rubbish bag  
Covered with leatherette  
Powder coat metal inner layer  
Durable and fire resistant  
Fixed s/s ring on the top  
Ruber rim at the bottom for floor prtiction  
Leatherette color can be customized

**Features:**

Oval shape  
Double layer, concealed rubbish bag  
Covered with leatherette  
Powder coat metal inner layer  
Durable and fire resistant  
Fixed s/s ring on the top  
Ruber rim at the bottom for floor prtiction  
Leatherette color can be customized



GPX-45B  
260x195x265

**Features:**

Round shape  
Single layer  
Covered with leatherette  
Powder coat metal inner layer  
Durable and fire resistant  
Fixed s/s ring on the top  
Ruber rim at the bottom for floor prtiction  
Leatherette color can be customized



GPX-43  
Ø225x280

**Features:**

Oval shape  
Single layer, concealed rubbish bag  
Covered with leatherette  
Powder coat metal inner layer  
Durable and fire resistant  
Fixed s/s ring on the top  
Ruber rim at the bottom for floor prtiction  
Leatherette color can be customized



GPX-43B  
260x195x265



GPX-106  
Ø 230x260

**Features:**

Round shape  
Single layer  
Covered with leatherette  
Powder coat metal inside  
Durable and fire resistant  
Ruber rim at the bottom for floor protection  
Leatherette color can be customized

**Features:**

Oval shape  
Single layer  
Covered with leatherette  
Powder coat metal inside  
Durable and fire resistant  
Ruber rim at the bottom for floor protection  
Leatherette color can be customized



GPX-106B  
260x195x265

**Features:**

Recrangle shape  
Covered with leatherette  
Flame-resisting materials inside  
Leatherette color can be customized  
Optional ring



GPX-92  
240x155x290

**Features:**

Oval shape  
Covered with leatherette  
Flame-resisting materials inside  
Leatherette color can be customized  
Optional ring



GPX-93  
270x195x320



GPX-4SR  
Ø225x300

#### Features:

Round shape  
Double powder coat metal inner  
Garbage classification  
Covered with leatherette  
Durable and fire resistant  
Fixed brushed black or brass lid on the top  
Rubber rim at the bottom for floor protection  
Leatherette color can be customized

#### Features:

Round shape  
Single powder coat metal inner layer  
Covered with leatherette  
Durable and fire resistant  
Rubber rim at the bottom for floor protection  
Leatherette color can be customized



GPX-21A  
Ø225x295

#### Features:

Round shape  
Single layer  
Covered with leatherette  
Powder coat metal inner layer  
Durable and fire resistant  
Fixed s/s swivel lid on the top  
Rubber rim at the bottom for floor protection  
Leatherette color can be customized



GPX-4SP  
Ø210x310

GPX-4SH  
Ø210x305

#### Features:

Round shape  
Single layer, concealed rubbish bag  
Covered with leatherette  
Powder coat metal inner layer  
Durable and fire resistant  
Fixed bronze or brown color lid on the top  
Rubber rim at the bottom for floor protection  
Leatherette color can be customized



GPX-45Q  
Ø215x315



GPX-4SF  
Ø225x265

#### Features:

Round shape  
Double layer, concealed rubbish bag  
Brushed s/s or powder coat body  
Hollow-out design  
Powder coat metal inside, durable and fire resistant  
Fixed s/s ring on the top  
Rubber rim at the bottom for floor protection

#### Features:

Oval shape  
Double layer, concealed rubbish bag  
Brushed s/s or powder coat body  
Hollow-out design  
Powder coat metal inside, durable and fire resistant  
Fixed s/s ring on the top  
Rubber rim at the bottom for floor protection



GPX-45C  
260x190x270

#### Features:

Oval shape  
Double layer, concealed rubbish bag  
Brushed s/s or powder coat body  
Impression design  
Powder coat metal inside, durable and fire resistant  
Fixed s/s ring on the top  
Rubber rim at the bottom for floor protection



GPX-45M  
260x195x265

#### Features:

Round shape  
Double layer, concealed rubbish bag  
Brushed s/s or powder coat body  
Impression design  
Powder coat metal inside, durable and fire resistant  
Fixed s/s ring on the top  
Rubber rim at the bottom for floor protection



GPX-45N  
Ø225x265

[info@aladran.com](mailto:info@aladran.com)





GPX-107  
Ø 220x270

**Features:**

Round shape  
Double layer, concealed rubbish bag  
Brushed s/s and powder coat body  
Bi-color combination  
Powder coat metal inside, durable and fire resistant  
Rubber rim at the bottom for floor protection

**Features:**

Round shape  
Double layer, concealed rubbish bag  
Brushed s/s and powder coat body  
Bi-color free combination  
Powder coat metal inside, durable and fire resistant  
Impression design  
Rubber rim at the bottom for floor protection



GPX-45C  
260x190x270



GPX-45M  
Ø 260x195x265

**Features:**

Round shape  
Powder coat body and inside  
Durable and fire resistant  
Lid of concealed rubbish bag

**Features:**

Round shape  
Brushed s/s or leatherette body  
Powder coat metal inside, durable and fire resistant  
Fixed s/s lid on the top, concealed rubbish bag  
Rubber rim at the bottom for floor protection



GPX-45N  
Ø 225x265



GPX-3D  
Ø 225x330

**Features:**

Specially designed to use at guest room  
Double layer, concealed rubbish bag  
Brushed aluminum body  
Powder coat metal inside, durable and fire resistant  
Rubber rim at the bottom for floor protection

**Features:**

Specially designed to use at guest room  
Brushed aluminum body and inside  
Durable and fire resistant  
Easy cleaning



GPX-3A  
Ø 200x310



GPX-3B  
Ø 230x300

**Features:**

Specially designed to use at guest room  
Brushed aluminum body and inside  
Durable and fire resistant  
Easy cleaning

**Features:**

Specially designed to use at guest room  
Brushed aluminum body and inside  
Durable and fire resistant  
Easy cleaning



GPX-3C  
Ø 255x290



GPX-205E  
Ø 160x190

**Features:**

Specially designed to use at table top  
Lid of concealed rubbish bag  
Brushed s/s body and inside  
Durable and fire resistant

**Features:**

Round shape  
Brushed s/s body and inside  
Durable and fire resistant  
Polished swivel lid  
Rubber rim at the bottom for floor protection



GPX-205    GPX-205A  
Ø 245x295    Ø 200x295



GPX-205D  
Ø 205x300

**Features:**

Round shape  
Brushed s/s body and inside  
Lid of concealed rubbish bag  
Durable and fire resistant  
Rubber rim at the bottom for floor protection

**Features:**

Round shape  
Honeycomb designed  
Brushed s/s body and inside  
Durable and fire resistant  
Brushed s/s more stable base at the bottom



GPX-205D  
Ø 220x295



GPX-45J  
240x240x305

**Features:**

Rectangle shape  
Leatherette outer layer  
Powder coat metal inner liner  
Quick and easy to clean



GPX-45K  
260x200x340

**Features:**

Rectangle shape  
Leatherette outer layer  
Plastic or s/s inner liner  
Concealed rubbish bag  
Quick and easy to clean



GPX-45L  
305x245x285

**Features:**

Rectangle shape  
Designed for waste sorting  
Leatherette outer layer  
Concealed rubbish bag  
Quick and easy to clean

**Features:**

Rectangle shape  
Double layer, concealed rubbish bag  
Powder coat metal inner, durable and fire resistant  
Fix s/s ring on the top  
Rubber rim at the bottom for floor protection




GPX-45A  
225x175x265



GPX-75  
225x225x300



GPX-74  
Ø 160x295



ITEM	PRODUCT SIZE	IX40HQ
HR-A3L	Φ16.8×H26cm	5930PCS
HR-A5L	Φ20.5×H27.8cm	4486PCS
HR-A7L	Φ20.5×H31.5cm	3668PCS
HR-A12L	Φ25×H39.5cm	2050PCS
HR-A20L	Φ29.3×H44.7cm	1334PCS
HR-A30L	Φ29.3×H64.8cm	957PCS
HR-A40L	Φ34.9×H64.8cm	732PCS



ITEM	PRODUCT SIZE	IX40HQ
HR-A3L	Φ16.8×H26cm	5930PCS
HR-A5L	Φ20.5×H27.8cm	4486PCS
HR-A7L	Φ20.5×H31.5cm	3668PCS
HR-A12L	Φ25×H39.5cm	2050PCS
HR-A20L	Φ29.3×H44.7cm	1334PCS
HR-A30L	Φ29.3×H64.8cm	957PCS
HR-A40L	Φ34.9×H64.8cm	732PCS



**Features:**  
 Heavy duty design  
 Without back bar  
 Four black durable straps  
 Easy fold-up  
 Made of polished stainless steel

**Features:**  
 Heavy duty design  
 With back bar  
 Five black durable straps  
 Easy fold-up  
 Made of polished stainless steel



**Features:**  
 Strong metal frame with silver chrome  
 With or without back bar  
 Four black durable straps  
 Easy fold-up  
 Made of polished stainless steel

**Features:**  
 Heavy duty design  
 With or without back bar  
 Four black durable straps  
 Easy fold-up  
 Made of solid wood



**Features:**

Practical and classic design  
Easy installation construction  
Made of solid wood

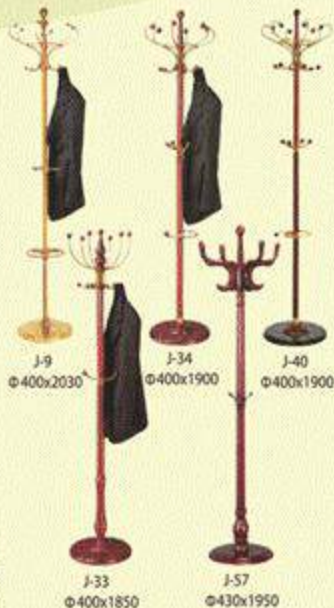
Art.	Specifications	Color
J-31	400x340x1230	Mahogany
J-32	360x410x1170	Mahogany
J-42	400x420x1170	Mahogany



**Features:**

Simple and stylish  
Heavy duty design, more stable  
Sainess steel base and rod  
Wooden hanger  
Easy installation construction

Art.	Specifications	Color
J-50	350x420x1175	Mahogany
J-65	320x480x1350	Mahogany



XL-3A



XL-3A

**Features:**

Stainless steel construction with gold chrome finish  
Black carpet  
8" solid wheels  
2 fixed castors and 2 swivel castors  
Bumper is wrapped around at edge of the platform  
Hanging bar on the top  
Loading capacity up to 200kg



Art.	Specifications	Color
XL-3A	1100x650x1960	Gold&Silver&Brass
XL-1A	1100x650x1960	Gold&Silver
XL-13A	1080x650x1880	Brushed Brass
XL-15A	1100x650x2000	Brushed Silver



XL-1A

XL-13A

XL-15A



XL-12A

XL-5A

**Features:**

Stainless steel construction with gold chrome finish  
Red carpet  
8" solid wheels  
2 fixed castors and 2 swivel castors  
Bumper is wrapped around at edge of the platform  
Hanging bar on the top  
Loading capacity up to 200kg

Art.	Specifications	Color
XL-12A	1050x550x1770	Polished gold&silver
XL-5A	1080x650x1820	Polished gold&silver

**Features:**

Stainless steel construction with gold chrome finish  
Red carpet  
8" solid wheels  
2 fixed castors and 2 swivel castors  
Bumper is wrapped around at edge of the platform  
Hanging bar on the top  
Loading capacity up to 200kg

Art.	Specifications	Color
XL-8A	1100x650x1880	Polished gold&silver



XL-8A

**Features:**

Stainless steel construction with gold chrome finish  
Red carpet  
8" solid wheels  
2 fixed castors and 2 swivel castors  
Bumper is wrapped around at edge of the platform  
Hanging bar on the top  
Loading capacity up to 200kg

Art.	Specifications	Color
XL-7A	1100x650x1960	Gold&Silver&Brass



XL-7A

**Features:**

Stainless steel construction with gold chrome finish  
Red carpet  
8" solid wheels  
2 fixed castors and 2 swivel castors  
Bumper is wrapped around at edge of the platform  
Loading capacity up to 200kg

Art.	Specifications	Color
XL-6A	1080x650x980	Gold&Silver&Brass



XL-6A



XL-2B

**Features:**

Stainless steel construction with gold chrome finish  
Red carpet  
8" solid wheels  
Foldable design  
Replaceable carpet  
Loading capacity up to 50kg

Art.	Specifications	Color
XL-2B	440x560x1180	Polished gold&silver

**Features:**

Stainless steel construction with gold chrome finish  
Red carpet  
8" solid wheels  
Foldable design  
Replaceable carpet  
Loading capacity up to 50kg

Art.	Specifications	Color
XL-2	450x540x1200	Polished gold&silver



XL-2

**Features:**

Stainless steel construction with gold chrome finish  
Red carpet  
8" solid wheels  
Foldable design  
Replaceable carpet  
Loading capacity up to 50kg

Art.	Specifications	Color
XL-2G	460x560x1180	Gold&Silver&Brass



XL-2G

**Features:**

Stainless steel construction with gold chrome finish  
Red carpet  
8" solid wheels  
Foldable design  
Replaceable carpet  
Loading capacity up to 50kg

Art.	Specifications	Color
XL-2C	580x350x1200	Gold&Silver&Brass



XL-2C



C-45A

**Features:**  
Aluminum alloy construction  
Easy foldable  
Size:L1030 W640 H880



C-45

**Features:**  
Stainless steel construction with chrome finish  
Easy foldable  
Size:L1030 W620 H860



C-10

**Features:**  
Stainless steel construction  
6" pvc wheels  
2 fixed castors and 2 swivel castors  
Loading capacity up to 200kgs  
Size:L900 W610 H950



C-10A

**Features:**  
Stainless steel construction  
4" pvc wheels  
2 fixed castors and 2 swivel castors  
Loading capacity up to 200kgs  
Size:L610 W555 H900



C-24  
1230x700x1460




C-73A  
700x550x1140



C-38A

C-38B



**Features:**  
Metal construction with powder coat finish  
Convenient 3 shelves with door  
2 durable bags with multi-functional pockets  
4 corner bumpers  
6" solid wheels  
2 fixed castors and 2 swivel castors  
Fixed amenities holder with lid  
Loading capacity up to 100kgs

Art.	Specifications	Color
C-38A	L1410 x W485 x H1190	Coffe
C-38B	L1420 x W480 x H1290	Coffe



**Features:**

Metal construction with powder coat finish  
 Convenient 3 shelves and 2 durable bags  
 4 corner bumpers  
 6" solid wheels  
 2 fixed castors 2 swivel castors  
 Fixed amenities holder on the top  
 Loading capacity up to 100kgs



C-21  
 1400x480x1110

**Features:**

Metal construction with powder coat finish  
 Convenient 3 wood shelves and 2 durable bags  
 4 corner bumpers  
 6" solid wheels  
 2 fixed castors 2 swivel castors  
 Fixed amenities holder on the top  
 Loading capacity up to 100kgs



C-80  
 1420x480x1110

**Features:**

Metal construction with powder coat finish  
 Convenient 3 shelves and 2 durable bags  
 4 corner bumpers  
 6" solid wheels  
 2 fixed castors 2 swivel castors  
 Fixed amenities holder on the top  
 Loading capacity up to 100kgs



C-86  
 1450x460x1170

**Features:**

Metal construction with powder coat finish  
 Convenient 3 shelves and 1 durable bag  
 4 corner bumpers  
 6" solid wheels  
 2 fixed castors 2 swivel castors  
 Fixed amenities holder on the top  
 Loading capacity up to 100kgs



C-37  
 940x490x1320



**Features:**

Stainless steel construction  
 Convenient 3 shelves and 2 durable bags  
 4 corner bumpers  
 6" solid wheels  
 2 fixed castors 2 swivel castors  
 Loading capacity up to 100kgs



C-79A  
 1350x460x1180

**Features:**

Stainless steel construction  
 Convenient 3 shelves and 2 durable bags  
 4 corner bumpers  
 6" solid wheels  
 2 fixed castors 2 swivel castors  
 Removable amenities holder on the top  
 Loading capacity up to 100kgs



C-79  
 1290x460x1180

**Features:**

Stainless steel construction  
 Convenient 3 shelves and 2 durable bags  
 4 corner bumpers  
 6" solid wheels  
 2 fixed castors 2 swivel castors  
 Optional addition removable amenities holder  
 Loading capacity up to 100kgs



C-7  
 1390x460x1210

**Features:**

Stainless steel construction  
 Convenient 3 wood shelves and 2 durable bags  
 4 corner bumpers  
 6" solid wheels  
 2 fixed castors 2 swivel castors  
 Optional addition removable amenities holder  
 Loading capacity up to 100kgs



C-39  
 1470x460x1145

C-8  
 1470x480x1145



**Features:**  
 Stainless steel construction with wood body  
 Convenient 3 shelves and 2 durable bags  
 4 corner bumpers  
 8" solid wheels  
 2 fixed castors 2 swivel castors  
 Fixed amenities holder with sliding lid  
 Extra drawers at the bottom  
 Loading capacity up to 100kgs



C-85  
 1370x480x1190



C-87A  
 1400x480x1230

**Features:**  
 Metal construction with powder coat finish  
 Convenient 3 shelves  
 2 durable bags with multi-functional pocket  
 4 corner bumpers  
 6" solid wheels  
 2 fixed castors 2 swivel castors  
 Fixed amenities holder with lid  
 Loading capacity up to 100kgs

**Features:**  
 Brushed stainless steel construction  
 Convenient 3 shelves  
 2 durable bags with multi-functional pocket  
 4 corner bumpers  
 8" solid wheels  
 2 fixed castors 2 swivel castors  
 Fixed amenities holder with lid  
 Loading capacity up to 100kgs



C-87A  
 1400x480x1285



C-388  
 1420x480x1290

**Features:**  
 Brushed stainless steel construction  
 Convenient 3 wood shelves  
 2 durable bags with multi-functional pocket  
 4 corner bumpers  
 8" solid wheels  
 2 fixed castors 2 swivel castors  
 Fixed amenities holder with lid  
 Loading capacity up to 100kgs



C-78  
 1080x910x760

**Features:**  
 Stainless steel frame with lockable wheels  
 Solid wood foldable table  
 2 sided foldable hot box holder



C-49B-1  
 445x360x515

**Features:**  
 Stainless steel construction  
 Convenient handle on the top  
 2 aluminum shelves inside  
 Adjustable electronic heating



C-49A  
 445x330x510



C-49  
 Ø 925x845



C-91  
 1060x435x16





**Features:**  
Durable Fiber-glass material  
6" solid wheels

C-40B  
950x680x850

C-40C  
840x580x790

**Features:**  
Stainless steel tubular frame  
Replaceable bags  
6" Solid wheels



C-40A  
900x650x850

C-40B  
950x680x850



**Features:**  
Metal tubular frame with powder coat finish  
Foldable  
Replaceable bags  
Solid lockable wheels

C-41  
800x570x990

**Features:**  
Metal tubular frame with powder coat finish  
Replaceable bags  
Solid lockable wheels



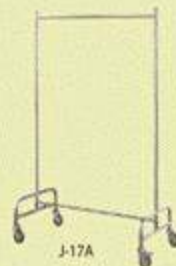
C-9A  
920x600x950



C-63  
Ø600x810

C-63A  
Ø530x810

**Features:**  
Metal tubular frame with powder coat finish  
Round shape  
Replaceable bags  
Solid lockable wheels



**Features:**  
Polished stainless steel construction  
Z-type foldable base  
4 swivel solid lockable wheels

Art.	Specifications	Color
J-17A	1220x570x1710	Polished s/s

J-17A

**Features:**  
Polished stainless steel construction  
Basket design base  
4 swivel solid lockable wheels

Art.	Specifications	Color
J-24	1220x540x1710	Polished s/s



J-24



**Features:**  
Polished stainless steel construction  
Z-type foldable base  
4 swivel solid lockable wheels

Art.	Specifications	Color
J-17	1220x570x1710	Polished s/s

J-17

**Features:**  
Polished stainless steel construction  
Convenient 3 shelves  
4 swivel solid lockable wheels

Art.	Specifications	Color
J-64	1090x500x1510	Polished s/s



J-64

[info@aladran.com](mailto:info@aladran.com)



JVM



JVM

Art.	Specifications	Color
C-90E	L940 x W480 x H970	Polished gold/silver/brass
C-90D	L940 x W480 x H970	Polished gold/silver/brass



JTR

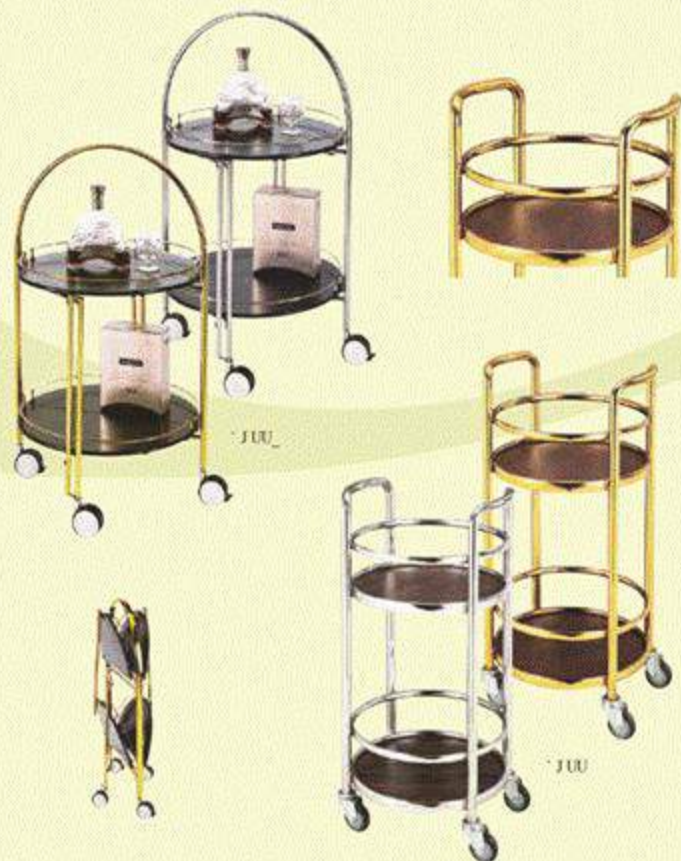


JTR

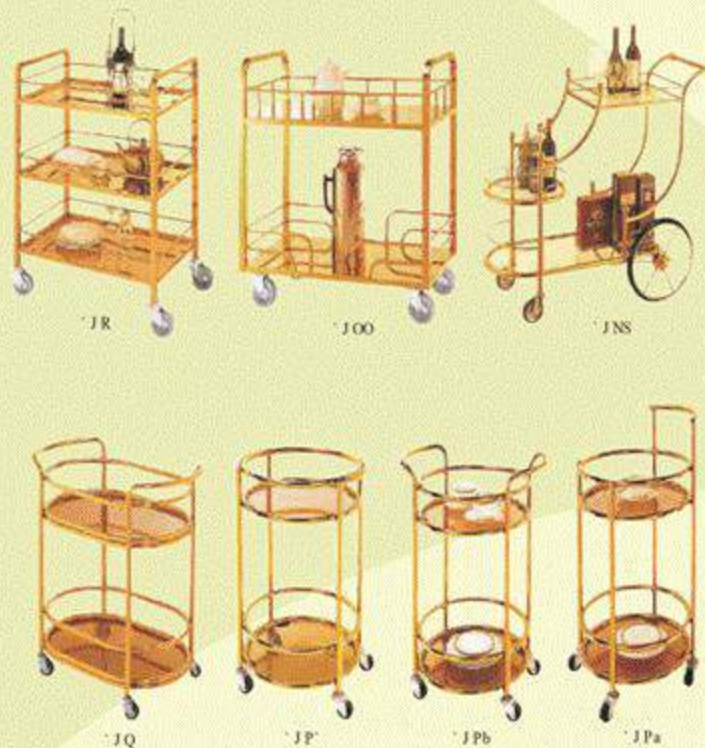


JTS

Art.	Specifications	Color
C-75	L440 x W400 x H820	Black/wood
C-75A	L440 x W400 x H820	wood
C-76A	L710 x W480 x H830	Black/wood



Art.	Specifications	Color
C-88B	L410 x W430 x H850	Polished gold/brass
C-88	L510 x W510 x H890	Polished gold/brass



Art.	Specifications	Color
C-5	L750 x W460 x H1030	Polished gold/brass
C-22	L720 x W420 x H880	Polished gold/brass
C-16	L1050x W560 x H940	Polished gold/brass
C-4	L770 x W430 x H735	Polished gold/brass
C-3C	L430 x W400 x H680	Polished gold/brass
C-3E	L660 x W400 x H735	Polished gold/brass
C-3D	L400 x W400 x H840	Polished gold/brass



C-90  
980x560x860



C-52  
1120x650x910



C-53  
1130x600x960



C-31A  
930x500x1030



C-11  
1030x520x980



C-72A  
855x420x880



C-30A  
Ø550x875



C-30  
Ø500x920



C-32  
Ø530x970



C-51  
730x580x800



C-2  
930x660x920



C-15  
870x560x960



C-15A  
870x560x960



C-17  
810x460x940



C-14  
890x405x920



C-16  
1050x560x940



C-83  
650x400x860



C-90C  
845x450x880



C-90B  
840x520x920



C-20  
1230x500x850



C-20A  
1230x500x850



C-13  
1030x500x880



C-13B  
900x425x840



C-34  
880x465x940



C-28  
830x570x845



C-61  
880x560x870



C-27  
910x510x1120



C-29  
ø570x1060



Art.	Specifications	Color
C-56	L1140 x W540 x H860	Mahogany
C-56A	L1140 x W540 x H860	Mahogany
C-56B	L1140x W540 x H860	Mahogany
C-57	L1150x W540 x H860	Mahogany
C-57A	L1150 x W640 x H860	Mahogany



Art.	Specifications	Color
C-18	L1270 x W500 x H910	Mahogany
C-18A	L1270 x W500 x H910	Mahogany
C-19	L1270 x W500 x H910	Mahogany
C-19A	L1270 x W500 x H910	Mahogany
C-19B	L1270 x W500 x H910	Mahogany





01:45B(T2)  
Size: (Φ)145×(H)200

02:41A2(T2)  
Size: (L)220×(W)90×(H)35

03:43E(T2)  
Size: (L)350×(W)270×(H)80

04:39D(T2)  
Size: (L)103×(W)85×(H)85

05:14B1(T2)  
Size: (L)80×(W)80×(H)165

06:36A(T2)  
Size: (Φ)135×(H)35

07:10A1(T2)  
Size: (L)320×(W)240×(H)40

08:13A(T2)  
Size: (L)280×(W)140×(H)20

09:42A(T2)  
Size: (L)300×(W)185×(H)225

10:24A(T2)  
Size: (L)200×(W)75×(H)140

11:52A(T2)  
Size: (L)120×(W)52×(H)140

12:34C(T2)  
Size: (L)260×(W)260×(H)100

13:51G(T2)  
Size: (L)255×(W)140×(H)105

14:51BX(T2)  
Size: (L)130×(W)130×(H)130

15:51C19(T2)  
Size: (L)240×(W)120×(H)75

16:37C2D(T2)  
Size: (L)400×(W)280×(H)50

17:39A(T2)  
Size: (L)103×(W)72×(H)85

18:39C(T2)  
Size: (L)180×(W)120×(H)100



19:31A(T2)  
Size: (L)245×(W)120×(H)10

20:22A1(T2)  
Size: (L)340×(W)250

21:17B(T2)  
Size: (L)195×(W)130

22:10A(T2)  
Size: (L)320×(W)240×(H)20

23:12B(T2)  
Size: (L)250×(W)150×(H)20

24:37C(T2)  
Size: (L)323×(W)212×(H)33



01:12B  
Size: (L)250×(W)150×(H)20

02:13A  
Size: (L)280×(W)140×(H)20

03:10A1  
Size: (L)320×(W)240×(H)40

04:39C  
Size: (L)180×(W)120×(H)100

05:51G  
Size: (L)225×(W)140×(H)105

06:37C2D  
Size: (L)400×(W)280×(H)45

07:24A1  
Size: (L)220×(W)75×(H)150

08:39A  
Size: (L)103×(W)75×(H)65

09:39B  
Size: (L)160×(W)80×(H)50

10:39A  
Size: (Φ)135×(H)35

11:17B  
Size: (L)195×(W)130

12:10A  
Size: (L)320×(W)240×(H)20

13:GPX-45K  
Size: (L)280×(W)195×(H)335


14:52A  
Size: (L)120×(W)52×(H)140

15:51BX  
Size: (L)130×(W)130×(H)130

16:42A  
Size: (L)300×(W)185×(H)225

17:51C1X  
Size: (L)240×(W)125×(H)70

18:43E  
Size: (L)350×(W)270×(H)80



19:14B2  
Size: (L)162×(W)80×(H)165

20:31A  
Size: (L)245×(W)120×(H)10



01-51CH1X

Size:(L)240\*(W)125\*(H)70

02-51BX

Size:(L)140\*(W)140\*(H)140

03-51BH

Size:(L)130\*(W)130\*(H)130

04-51C1S

Size:(L)240\*(W)120\*(H)75



05-51G

Size:(L)255\*(W)140\*(H)105

06-51C1X

Size:(L)240\*(W)125\*(H)70

07-52A

Size:(L)120\*(W)52\*(H)140

08-36A

Size:(Φ)160\*(H)35

09-31A

Size:(L)245\*(W)120\*(H)10

10-39A

Size:(L)103\*(W)72\*(H)65

11-42A

Size:(L)300\*(W)185\*(H)225

12-14B2

Size:(L)162\*(W)80\*(H)165

13-14B2

Size:(L)80\*(W)80\*(H)165

14-43E

Size:(L)350\*(W)270\*(H)80

15-37C

Size:(L)323\*(W)212\*(H)33

16-37C2D

Size:(L)400\*(W)280\*(H)45

17-24A

Size:(L)200\*(W)75\*(H)140

18-17B

Size:(L)195\*(W)130

19-10A

Size:(L)320\*(W)240\*(H)20

20-10A1

Size:(L)320\*(W)240\*(H)40

21-12B

Size:(L)250\*(W)150\*(H)20

22-13A

Size:(L)280\*(W)140\*(H)20

01-10A  
Size:(L)320\*(W)240\*(H)2002-14B2  
Size:(L)162\*(W)80\*(H)16503-43E  
Size:(L)350\*(W)270\*(H)8004-14B2  
Size:(L)80\*(W)80\*(H)16505-14A2  
Size:(L)220\*(W)90\*(H)3506-12B  
Size:(L)250\*(W)140\*(H)2007-36A  
Size:(Φ)135\*(H)3508-39B  
Size:(L)160\*(W)80\*(H)50

09-10A1

Size:(L)320\*(W)240\*(H)40

10-52A

Size:(L)120\*(W)52\*(H)140

11-51C1X

Size:(L)20\*(W)125\*(H)70

12-24A

Size:(L)200\*(W)75\*(H)140

13-37C

Size:(L)323\*(W)212\*(H)33

14-37C2D

Size:(L)400\*(W)280\*(H)45

15-51C1S

Size:(L)240\*(W)120\*(H)75

16-31A

Size:(L)245\*(W)120\*(H)10

17-51BX

Size:(L)130\*(W)130\*(H)130







01-39A  
Size: (L)100×(W)80×(H)70

02-34G  
Size: (L)240×(W)230×(H)110

03-22BH  
Size: (L)450×(W)330

04-14A2  
Size: (L)220×(W)100×(H)35

05-12CH  
Size: (L)230×(W)140×(H)20

06-10A1  
Size: (L)320×(W)240×(H)40

07-14B2  
Size: (L)80×(W)80×(H)160

08-37C2D  
Size: (L)400×(W)300×(H)60

09-51CH2X  
Size: (L)240×(W)120×(H)70

10-22A1  
Size: (L)340×(W)250

11-17BH  
Size: (L)195×(W)250

12-31AH  
Size: (L)250×(W)135×(H)10



01-42A  
Size: (L)300×(W)185×(H)225

02-14B1  
Size: (L)80×(W)80×(H)165

03-39C  
Size: (L)180×(W)120×(H)100

04-52D1  
Size: (L)127×(W)62×(H)132

05-51G  
Size: (L)255×(W)140×(H)105

06-39B  
Size: (L)160×(W)80×(H)50

07-37C  
Size: (L)323×(W)212×(H)33

08-31B  
Size: (L)270×(W)110×(H)15

09-36A  
Size: (Φ)135×(H)35



10-GPX-45K  
Size: (L)260×(W)195×(H)335

11-51BX  
Size: (L)130×(W)130×(H)130

12-43E  
Size: (L)350×(W)270×(H)80

13-51C1S  
Size: (L)240×(W)120×(H)75

14-51CH1X  
Size: (L)240×(W)125×(H)70

15-17B  
Size: (L)195×(W)130

16-10A  
Size: (L)320×(W)240×(H)20

17-10A1  
Size: (L)320×(W)240×(H)40

18-12B  
Size: (L)250×(W)150×(H)20

19-13A  
Size: (L)280×(W)140×(H)20

01:14B3(T)  
Size:(L)162\*(W)80\*(H)165

02:45B(T)  
Size:(Φ)145\*(H)200

03:37C1(T)  
Size:(L)370\*(W)240\*(H)65

04:31B(T)  
Size:(L)270\*(W)110\*(H)15

05:17B(T)  
Size:(L)195\*(W)130

06:22A1(T)  
Size:(L)340\*(W)250

07:18A(T)  
Size:(L)350\*(W)240

08:10B(T)  
Size:(L)320\*(W)255\*(H)40

09:10A1(T)  
Size:(L)320\*(W)240\*(H)40



10:10A(T)  
Size:(L)320\*(W)240\*(H)20

11:14A2(T)  
Size:(L)220\*(W)90\*(H)35

12:14A1(T)  
Size:(L)200\*(W)80\*(H)35

13:43E(T)  
Size:(L)350\*(W)270\*(H)80

14:52C(T)  
Size:(L)246\*(W)46\*(H)125

15:36A(T)  
Size:(Φ)130\*(H)30

16:51BX(T)  
Size:(L)130\*(W)130\*(H)130

17:51C1X(T)  
Size:(L)240\*(W)125\*(H)70

01:43E(T)  
Size:(L)350\*(W)270\*(H)80

02:21B(T)  
Size:(L)450\*(W)330

03:31C(T)  
Size:(L)300\*(W)160\*(H)25

04:51C1X(T)  
Size:(L)240\*(W)125\*(H)70

05:10A(T)  
Size:(L)320\*(W)240\*(H)30

06:10A1(T)  
Size:(L)320\*(W)240\*(H)40

07:45K(T)GPS-45K  
Size:(L)260\*(W)195\*(H)335

08:32A1(T)  
Size:(L)240\*(W)220\*(H)65

09:46A(T)  
Size:(L)170\*(W)170\*(H)155



10:51BX(T)  
Size:(L)130\*(W)130\*(H)130

11:52D1(T)  
Size:(L)127\*(W)52\*(H)132

12:14B1(T)  
Size:(L)80\*(W)80\*(H)165

13:45B(T)  
Size:(Φ)145\*(H)200

14:13A(T)  
Size:(L)280\*(W)140\*(H)20

15:12B(T)  
Size:(L)250\*(W)150\*(H)20

16:14A2(T)  
Size:(L)220\*(W)90\*(H)35



- 01:14B1  
Size:(L)80\*(W)80\*(H)165
- 02:14B2  
Size:(L)162\*(W)80\*(H)165
- 03:24F1  
Size:(L)270\*(W)115\*(H)205
- 04:24A1  
Size:(L)200\*(W)75\*(H)140
- 05:37C1  
Size:(L)370\*(W)240\*(H)65
- 06:14A3  
Size:(L)250\*(W)120\*(H)40
- 07:39D  
Size:(L)103\*(W)85\*(H)85
- 08:14A2  
Size:(L)220\*(W)90\*(H)35
- 09:45B  
Size:(Φ)145\*(H)200

- 10:51BH  
Size:(L)140\*(W)140\*(H)140
- 11:51C1S  
Size:(L)240\*(W)120\*(H)75
- 12:51E1  
Size:(L)135\*(W)130\*(H)65
- 13:37C2  
Size:(L)280\*(W)235\*(H)70
- 14:37C  
Size:(L)323\*(W)212\*(H)33
- 15:39B  
Size:(L)160\*(W)80\*(H)50
- 16:14A1  
Size:(L)200\*(W)80\*(H)35
- 17:10B  
Size:(L)320\*(W)255\*(H)40



- 01:14B1  
Size:(L)80\*(W)80\*(H)165
- 02:14B3(T)  
Size:(L)162\*(W)80\*(H)165
- 03:45B  
Size:(Φ)145\*(H)200
- 04:39C  
Size:(L)180\*(W)120\*(H)100
- 05:43E  
Size:(L)350\*(W)270\*(H)80
- 06:24A1  
Size:(L)200\*(W)75\*(H)140
- 07:31B  
Size:(L)270\*(W)110\*(H)15
- 08:37C  
Size:(L)323\*(W)212\*(H)33
- 09:37C3  
Size:(L)400\*(W)300\*(H)50
- 10:36A  
Size:(L)135\*(H)35
- 11:39A  
Size:(L)103\*(W)72\*(H)65
- 12:22A1  
Size:(L)340\*(W)250



- 13:17B  
Size:(L)195\*(W)130
- 14:53AGPX-45K  
Size:(L)260\*(W)195\*(H)335
- 15:52A  
Size:(L)120\*(W)52\*(H)140
- 16:34C  
Size:(L)260\*(W)260\*(H)100
- 17:42A  
Size:(L)300\*(W)185\*(H)225
- 18:51G  
Size:(L)255\*(W)140\*(H)105
- 19:51C1X  
Size:(L)240\*(W)125\*(H)70
- 20:51CH1X  
Size:(L)240\*(W)125\*(H)70
- 21:51C1S  
Size:(L)240\*(W)120\*(H)75
- 22:516X  
Size:(L)130\*(W)130\*(H)130
- 23:10A1  
Size:(L)320\*(W)240\*(H)40
- 24:10A  
Size:(L)320\*(W)240\*(H)20
- 25:13A  
Size:(L)280\*(W)140\*(H)20
- 26:12B  
Size:(L)250\*(W)150\*(H)20



01:10A

Size:(L)320\*(W)240\*(H)20

02:21D

Size:(L)460\*(W)330

03:39C

Size:(L)180\*(W)120\*(H)100

04:43E

Size:(L)350\*(W)270\*(H)80

05:10E

Size:(L)270\*(W)270\*(H)40

06:14A4

Size:(L)255\*(W)160\*(H)45

07:52D1

Size:(L)127\*(W)52\*(H)132

08:10A1

Size:(L)320\*(W)240\*(H)40

09:10B

Size:(L)320\*(W)255\*(H)40

10:51BH

Size:(L)140\*(W)140\*(H)140

11:51CH1X

Size:(L)240\*(W)125\*(H)70

12:37F

Size:(L)370\*(W)260\*(H)40

13:36A

Size:(Φ)135\*(H)35

14:17B

Size:(L)195\*(W)130

15:31A

Size:(L)245\*(W)120\*(H)10



XC-1H-01B	360×240×35
XC-1-02B	360×240×25
XC-1S-03B	410×280×40
XC-1H-04C	450×310×40
XC-1-05B	330×240×22
XC-1H-06B	Φ300×h30
XC-1S-07B	370×270×42
XC-1H-08C	450×300×40
XC-1-10	300×200/230×35/60
XC-1-12A	360×240×25
XC-1-13	320×280×40
XC-1-14	320×250×40



XC-5H-01	360×250×90/150
XC-5H-02	380×250×100
XC-5S-04A	360×250×90/150
XC-5S-04B	360×250×90/150
XC-5H-06	230×120×110
XC-5H-08	290×140×70
XC-5H-09	260×170×170
XC-5-13	250×160×160
XC-5-17A	180×80×40
XC-5S-19	360×250×30/180
XC-5H-23	330×190×180
XC-5S-24	
XC-5-25B	540×38
XC-5-26	250×150×270
XC-5H-27	300×280×170

XC-7H-01C	410×280×150
XC-7H-02B	380×260×110
XC-7H-03A	360×240×85
XC-7H-04	340×240×110
XC-7H-06	260×206×130
XC-7H-07	400×320×110
XC-7-09	220×220×180
XC-7-12A	360×240×150



XC-4H-03A	450×310×120	XC-4H-15	Φ270×h340
XC-4H-08	Φ380/270×h440	XC-4H-18	Φ350/300×h380
XC-4H-09	Φ360/2h330	XC-4H-19	350/320×270/240×380
XC-4H-10	450×330×300	XC-4H-20	R320×h330
XC-4H-12	450×310×300	XC-4H-21	Φ350/270×h390
XC-4H-14	Φ290/210×h250		



XC-6H-01	240×120×80
XC-6H-03	260×140×60
XC-6S-05	240×120×60
XC-6H-09	120×80×70
XC-6S-10	120×80×70
XC-6S-12	108×73×70
XC-6-13	100×80×70
XC-6-15	245×125×70
XC-6-16	100×80×70
XC-6-18	130×130×130
XC-6S-19	100×70×70

### Standard Western Dinnerware

#### Round Flat Plate

150mm(6")	2011390
180mm(7")	2011430
200mm(8")	2011470
230mm(9")	2011490
250mm(10")	2011510
280mm(11.13")	2011530
300mm(12")	2011420
350mm(14")	2011340
400mm(16")	2011210
470mm(18.5")	2011640
500mm(20")	201115

#### Oval Platter

200mm(8")	2010510
230mm(9")	201010
250mm(10")	201010
300mm(12")	201020
350mm(14")	201020
400mm(16")	201010
450mm(18")	201020
500mm(20")	201030

#### Soup Plate

180mm(7")	2013000
200mm(8")	2013040
230mm(9")	2013030
250mm(10")	2013010

#### Coupe Plate

120mm(5")	2012070
150mm(6")	2012090
180mm(7.13")	2012100
170mm	2012170
200mm(8")	2012130
230mm(9")	2012080
260mm(10.13")	2012090
300mm(12")	2012040
350mm(14")	2012110
400mm(16")	2012010
470mm(18.5")	2012080
500mm(20")	2012020

#### Bowl

THIN		THICK	
90mm(3.5")	200110	90mm	200110
100mm(4")	200110	100mm	200117
112mm(4.4")	200070	113mm	200118
150mm(6")	200290	150mm(6")	200212
160mm(7")	200200	180mm(7")	200213
200mm(8")	200030	250mm(10")	200213
230mm(9")	200030		

#### Sugar Bowl

200ml	354904
250ml	254020
300ml	204801/204030
350ml	204912/204060
500ml	204910/204012

### Sauce Dish

70mm	202420	100mm(4")	202420	120mm(4.75")	202430	150mm(6")	202430	180mm(7.13")	202430
100mm	202420	100mm	202430	120mm	202430	150mm	202430	180mm	202430

### Coffee Cup/Sauce

150ml	202090/202090	180ml	202090/202090	200ml	202090/202090	220ml	202090/202090
250ml	202090/202090	180ml	202090/202090	150ml	202090/202090	200ml	202090/202090
250ml	202090/202090	180ml	202090/202090	150ml	202090/202090	200ml	202090/202090
60ml	202090/202090	180ml	202090/202090	80ml	202090/202090	180ml	202090/202090
180ml	202090/202090	200ml	202090/202090	250ml	202090/202090	150ml	202090/202090

## Flower Vase



40mm 243243  
43mm 204800  
52mm 204812  
140mm 203010  
175mm 203020  
190mm 203010  
190mm 203040



75mm 250279  
200286  
200270  
140mm(Ø) 200280  
200mm(Ø) 175 200219/200204

## Pot



300ml 245456/204203  
450ml 243455/204090  
600ml 243455/204212  
700ml 243456/204049



300ml 243456/204060  
450ml 243455/204090  
600ml 243455/204210  
1250ml 243456/204049



600ml 243455/204140  
1250ml 243455/204130  
1000ml 243455/204090  
1500ml 243455/204115

## Creamer



100ml 204130  
160ml 204130  
100ml 204480  
150ml 204190  
200ml 204130

## Gravy Boat



100ml 204190  
190ml 204470  
200ml 205280  
270ml 203450  
150ml 204600  
150ml 204080  
150ml 204149

## AshTray



80mm 243118  
90mm 204812  
90mm 204005  
115mm 204608  
130mm 204812  
150mm 204005/204040

Embossed  
Dinnerware

240mm 201330/201118

## Oval Platter



300mm 201090  
300mm 2010670

## Round Flat Plate



300mm 2011870  
300mm 2011900  
300mm 2011900  
300mm 2011900



170mm 203218/203270



270ml 203218/203490  
230ml 203218/202590  
650ml 203456/204214  
300ml 204198/204214  
170ml 203430

**PA2130**

Overall Height: 96 Width: 450  
 Seat Height: 470 Frame color: A-10  
 Depth: 460 Stacking: 5

**PA2050**

Overall Height: 98 Width: 450  
 Seat Height: 470 Frame color: A-10  
 Depth: 460 Stacking: 5

**PA2090**

Overall Height: 98 Width: 450  
 Seat Height: 470 Frame color: A-10  
 Depth: 460 Stacking: 5

**PA2030**

Overall Height: 93 Width: 450  
 Seat Height: 470 Frame color: A-9  
 Depth: 460 Stacking: 5

**PA2080**

Overall Height: 91 Width: 450  
 Seat Height: 470 Frame color: A-10  
 Depth: 460 Stacking: 5

**PA2060**

Overall Height: 95 Width: 450  
 Seat Height: 470 Frame color: A-8  
 Depth: 460 Stacking: 5

**CA2080**




Overall Height: 94 Width: 435  
 Seat Height: 470 Frame color: A-10  
 Depth: 475 Stacking: 5

**CA2110**

Overall Height: 93 Width: 435  
 Seat Height: 470 Frame color: A-8  
 Depth: 475 Stacking: 5

**CA2120**


Overall Height: 94 Width: 435  
 Seat Height: 470 Frame color: A-7  
 Depth: 475 Stacking: 5

**BC-606-1****BC-605-1****BC-607-1****BC-603-1****BC-403-1****BC-331-1**







BC-605




BC-607



BC-701



BC-406



BC-407-2




BC-609-2



BC-405



BC-602




BC-608




BC-501



BC-408



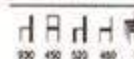
BC-603



BC-506




BC-801



BC-332



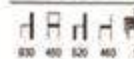
BC-333



BC-334



BC-331



**SD2060**

Overall Height: 925 Width: 425  
Seat Height: 480 Frame color: A-2  
Depth: 585 Stacking: 8

**SD2080**

Overall Height: 925 Width: 425  
Seat Height: 480 Frame color: A-2  
Depth: 585 Stacking: 8

**SD2070**

Overall Height: 925 Width: 425  
Seat Height: 480 Frame color: A-2  
Depth: 585 Stacking: 8

**SD1030**

Overall Height: 925 Width: 425  
Seat Height: 480 Frame color: A-2  
Depth: 585 Stacking: 8

**SD2090**

Overall Height: 925 Width: 425  
Seat Height: 480 Frame color: A-2  
Depth: 585 Stacking: 8

**SD2040**

Overall Height: 925 Width: 425  
Seat Height: 480 Frame color: A-2  
Depth: 585 Stacking: 8

**SD2020**


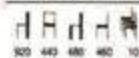
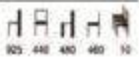
Overall Height: 925 Width: 425  
Seat Height: 480 Frame color: A-2  
Depth: 585 Stacking: 8

**PF1010**

Overall Height: 940 Width: 450  
Seat Height: 480 Frame color: A-2  
Depth: 615 Stacking: 5

**CF1060**

Overall Height: 940 Width: 450  
Seat Height: 480 Frame color: A-2  
Depth: 615 Stacking: 5

**BC-102****BC-206****BC-301****BC-101****BC-202****BC-301-1****BC-201****BC-702****BC-703-1**



BT-DMRC/36/27



BT-R



BT-OR



BT-HR



BT-RC



BT-CR



BT-SQ



BT-RS

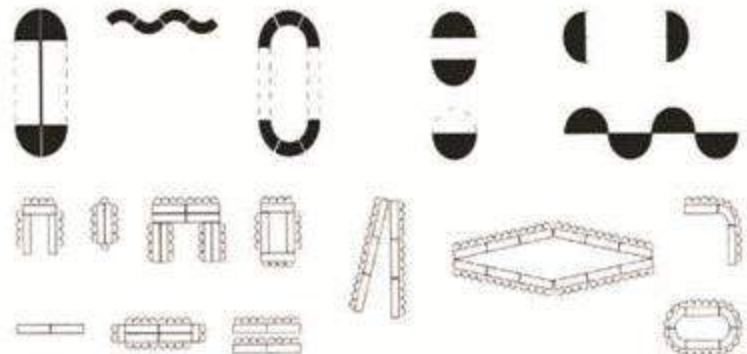
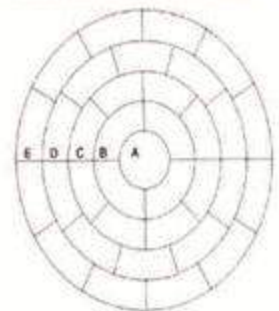


WR-T30  $\varnothing$  760X760  
WR-T36  $\varnothing$  915X760  
WS-T30 760X760X760  
WQ-T36-48 1220X760X760

**Table Specifications**

BT-SQ30	760(30)X760(30)square	BT-RC18-48	455(18)X1220(48)rectangular
BT-SQ36	915(36)X915(36)square	BT-RC30-48	760(30)X1220(48)rectangular
BT-OR30	760(30)X760(30)quarter round	BT-RC36-48	915(36)X1220(48)rectangular
BT-OR36	915(36)X915(36)quarter round	BT-RC18-60	455(18)X1520(60)rectangular
BT-CR30(4)	90 760(30)X2139(4)creasents	BT-RC30-60	760(30)X1520(60)rectangular
BT-CR36(4)	90 915(36)X2567(10)creasents	BT-RC36-60	915(36)X1520(60)rectangular
BT-HR24-48	60(24)X1220(48)half round	BT-RC18-72	455(18)X1800(72)rectangular
BT-HR30-60	76(30)X1520(48)half round	BT-RC30-72	760(30)X1800(72)rectangular
BT-HR36-72	915(36)X1800(72)half round	BT-RC36-72	915(36)X1800(72)rectangular
BT-HR43-96	1100(43)X2200(86)half round	BT-R20	$\varnothing$ 760(20)diameter round 2persons
BT-HR48-96	1220(48)X2400(96)half round	BT-R30	$\varnothing$ 915(30)diameter round 4persons
		BT-R48	$\varnothing$ 1220(48)diameter round 6persons
		BT-R60	$\varnothing$ 1520(60)diameter round 8persons
		BT-R65	$\varnothing$ 1600(65)diameter round 10persons
		BT-R72	$\varnothing$ 1800(72)diameter round 12persons
		BT-R86	$\varnothing$ 2200(86)diameter round 14persons

A center	12 persons	1 table	$\varnothing$ 72"	1830mm
B second annulus	24 persons	4 table	$\varnothing$ 144"	3660mm
C third annulus	36 persons	8 table	$\varnothing$ 16"	5480mm
D fourth annulus	48 persons	10table	$\varnothing$ 288"	7320mm
E fifth annulus	60 persons	12table	$\varnothing$ 360"	9150mm



info@aladran.com



NF-HAC-001



NF-HAC-002



NF-HAC-003



NF-HAC-004



NF-HAC-005



NF-HAC-006

100% Cotton Towels



100% Cotton Towels



NF-HAC-007



NF-HAC-008



NF-HAC-009



Poly/Cotton Pillow Protectors



Down Beddings

NF-HAC-010



NF-HAC-012

Laundry Bags

NF-HAC-011



NF-HAC-013



NF-HAC-014

Pillows



Blankets



Table Linen



NF-HAC-016



NF-HAC-017



NF-HAC-018



NF-HAC-019



NF-HAC-020



NF-HAC-021



NF-HAC-022



NF-HAC-023



NF-HAC-024



NF-HAC-025



NF-HAC-026



NF-HAC-027



NF-HAC-028

## Kinhoo Introduction of Kinhoo Hotel Safe Deposit Box

Guangzhou Kinhoo Hotel Supplies Co., Ltd with more than 10 years of sales experience in hotel safe boxes has excellent OEM cooperation relationships with many safe manufacturers. Having had extensively investigated and analyzed different brands' advantages and disadvantages, Guangzhou Kinhoo with continually accumulated rich manufacturing experience has a thorough understanding of hotel safe featured by stable performance, convenient operation, low failure rate, etc.

Many safe box manufacturers cannot sustain the good quality of products because of the lack of knowledge of hotels' special requirements for the intelligent appliances, which bring inconveniences to the clients. Guangzhou Kinhoo will know that it is important for the hotels and their suppliers to constantly provide reliable products to the valuable clients. For example, a slight inferiority can cause the safe not to open.

In order to improve hotel safe performance stability and to reduce failure rate, we adopt "Locks by rail structure" which is a advanced structure in the industry. Kinhoo releases in-room hotel safes to target high-end market for new choice!

### Five Features of Kinhoo Hotel Safe Deposit Box

#### I. Locks by rail structure, stable performance:

Adopt advanced "Locks by rail, all metal" structure to ensure lock to steadily move on the two trajectories; the improved system solves the problems of deviating from its usual track and lock blocking, and ensures open the door smoothly, as well as low failure rate. At present, hospitality industry generally uses traditional structure of 3-point rivet positioning. It is very difficult to control the lock drive track, increase load on the motor and shorten its life-span which affects lock system's normal transmission, easy to deviate from its usual track and thus block the door.

#### II. Door with slope structure designed for convenient operation:

Hamakonic slope structure designable more steel material and processing cost, but convenient for guest to operate and put away to hurt of damaged guest's hand and glands.

#### III. Two-step injection, wear-resistance:

Character one of molded into the keys by two-step injection, never abrade and keep clean appearance and character recognition. It is the 1st standard of judging high-end hotel telephones.

#### IV. Keyboard simple and beautiful:

Original designed keyboard simple but elegant lines with its shells exquisitely made;

#### V. Energy saving chip with economically low electricity consumption:

High quality low electricity consumption components adopted, turns to "sleep" mode automatically when not in use, extremely low electricity consumed. Four 1.5 batteries can afford the safe for over one year.

### Kinhoo Safe Deposit box functions:

1. Micro-motor driving, automatic unlock door.
2. LED display and key pier tone.
3. Match emergency key and radio transfer code.
4. Low voltage display and emergency battery box matched.
5. Energy-saving mode, "Sleep" automatically when not in use.
6. Concealed LED display, built-in lighting.
7. Connected to AC and equipped with socket inside (Optional).
8. Connects with computer to check and print 20 records of lock & close (Optional).

JH601G/Y Hotel Safe Deposit Box



JH601Y



JH601G

**JH601G/Y Hotel Safe Deposit Box**  
Space large enough for laptop  
Size: W430 x H 230 x D 350 (mm)  
Color: Yellow/Ivory Gray/Carbon black  
LED display  
Silicon rubber keys with backlight

JH603 G/Y Hotel Safe Deposit Box



JH603Y



JH603G

**JH603G/Y Hotel Safe Deposit Box**  
Fit for laptop  
Size: W430 x H 230 x D 350 (mm)  
Color: Yellow/Ivory Gray/Carbon black  
LED display  
Two-step injection, wear-resistance

JH605G/Y Hotel Safe Deposit Box



JH605Y



JH605G

**JH605G/Y Hotel Safe Deposit Box**  
Fit for laptop  
Size: W430 x H 230 x D 350 (mm)  
Color: Yellow/Ivory Gray/Carbon black  
LED display  
Two-step injection, wear-resistance

JH610G/Y Hotel Floor Safe Deposit Box



**JH610G/Y Hotel Floor Safe Deposit Box**  
Fit for laptop  
Size: W430 x H 230 x D 350 (mm)  
Color: Yellow/Ivory Gray/Carbon black  
LED display  
Two-step injection, wear-resistance

JH611G/Y Hotel Floor Safe Deposit Box



**JH611G/Y Hotel Floor Safe Deposit Box**  
Fit for laptop  
Size: W430 x H 230 x D 350 (mm)  
Color: Yellow/Ivory Gray/Carbon black  
LED display  
Two-step injection, wear-resistance  
Touch key

## The advantages of Kinhao hotel hairdryer

Kinhao®

## I. High-Class Materials for Hotel



Hi-quality motor from Taiwan, low-noise, long-life. Ordinary motors generally cause many problems after one-year use. Superior microswitch and speed switch of excellent stability and sensitivity, anti-oxidation, anti-flaming, heat insulation ensure long life use as well as low maintenance.



Authentic Meigi ABS from Taiwan used for wall-mounted hairdryers housing without peculiar smell ensures pure color, heatresistance and anti-aging; while PC for folding hairdryer series is also anti-aging, anti-abrasion and heat resistance (130°C). Some brands use recycled materials with strong smell to reduce cost.



Nickel-chrome alloyed heating element for Kinhao hairdryers, with strong strength, heat resistance and anti-oxidation is obviously superior to iron-chrome alloy heating element and prolong use life.



Kinhao customize the specific cord of high elasticity, strong retractility and anti-distortion for our hairdryers.

## Professional functions for hotel



Overheating protection: When air is too hot, thermo control automatically cuts off power to protect guest hairs and components from burning out and against housing distortion.



Fuse melt protection: Fuse melt in case of potential accident when overheating protection fails to function. Household hairdryers usually do not set up overheating protection or fuse melt protection.



Microswitch specially designed for hotel: hold the handle, press the microswitch to connect the power and the appliance start to work. Release microswitch to disconnect the power to stop working.



Anti-interference setup: to strain sparks and noises by hairdryer in work and ensure normal use of other appliances in the same circuit.

## II. Professional techincs for hotel



Wavy winding heating element with low maintenance, not easy to melt, offers more even and stable airflow. Because the cost of wavy winding heating element is so high that many brands use spiral winding heating element with relatively low cost but high failure rate.



Unique component rivet joint method: to fasten components more tightly, getting away from looseness and short circuit because of cold solder joints and false solder joints by tin solder.

## IV. Professional appearance for hotel



Simple but elegant appearance and exquisite technological skill: Suitable color and smooth surface according to High-end hotel's request, we add cost and improved mould many times to remove the seam mark from kettle.

## V. Safety certificate for hotel



All Kinhao products have been CCC/CE approved and please refer to our website to check the certification.

- JF5011A Wall-mounted hairdryer (w/ shaver socket)
- JF5011B Wall-mounted /drawer hairdryer (w/O shaver socket)
- JF5011C Straight handle drawer hairdryer
- JF5015A Wall-mounted hairdryer (w/ shaver socket)
- JF5015D Wall-mounted hairdryer (with Multi-Purpose Socket)
- JF5010 Wall-mounted hairdryer
- JF5014 Wall-mounted hairdryer

Technical Parameters:  
Power: 1200W  
High/Low wind speed



Size  
(WxDxH): 215x180x90mm

JF5011B

JF5014

## Product advantages:

1. Dual protection: Specially set up overheating protection and fuse-melt protection to increase safety.
2. Easy operation: microswitch on the handle, lift the handle, press the button to start working and release it to stop working.
3. Adjustable wind speed: High/low
4. Low noise: High quality motor and wavy winding heating element ensure low noise.
5. Anti-interference structure: not to influence other appliances.
6. Easy installation: wall mounted or draw installation.
7. Special power indicator: convenient for hotel staff to know if the hairdryer is connected to the supply or not.
8. Shaver socket (JF5011A): AC110V&AC220V independent built-in transformers only provided to shaver and mobile phone.



Size  
(WxDxH): 154x210x92mm

JF5015D

JF5010

Size  
(WxDxH): 210x95x185mm

JF5014

Size  
(WxDxH): 99x163x212mm

- JF5013A Wall-mounted hairdryer
- JF5013B Drawer hairdryer
- JF5013C Straight handle drawer hairdryer



JF5013C  
Drawer hairdryer

JF5013B  
Drawer hairdryer

JF5013A

Technical Parameters:  
Power: 1600W  
High/Low wind speed  
Size  
(WxDxH): 180x216x80mm

JF4010 Folding hairdryer (Stainless steel shell)



JF4016/JF4019 Folding drawer hairdryer



JF4012 Folding drawer hair dryer



JF4011/JF4012  
 Technical Parameters:  
 Rated Power: 1000W  
 Rated Voltage: AC220V, 50Hz  
 High/Low wind speed  
 Size: (WxDxH) 153x193x80mm

JF4011 Folding hair dryer (Stainless steel)



JF4017 Folding hairdryer (Stainless steel)



High Elasticity, Strong Scalability,  
 Distortion Resistance  
 ---True Spiral Coil Cord for hotel hairdryers

JF4018W/B Folding drawer hairdryer



JF404 Folding drawer hairdryer





## Kinhao The Advantages Of Kinhao Hotel Telephones

### I. High quality with 3-year guarantee



Adopt high quality components getting through HI/low temperature tests and other strict and full inspections to ensure stable performance of components. By doing that, Kinhao telephone's excellent quality can be guaranteed which is the basic prerequisite for 3-year guarantee.



All of the circuit boards are made from epoxy resin, moisture-proof, shock-proof, long use life. While low-price retardant material used for the circuit is quite easy to affect with damp and bring about high failure rate.



Considering hotel special requirements for the telephone performance stability, all of the components use copper pins instead of iron pins to protect against failures caused by damp, oxidation or short circuit. Kinhao may be the only hotel supplier that customizes copper component pins for hotel telephones.

### II. SMT technology, Stable Performance



Kinhao telephone components processed by SMT technology getting away from cold solder joints and false solder joints perform more steadily with as low as fault rate.

### III. Hands-Free voice clear, communicate freely



Kinhao high-end telephones with integrated IC chip for hands-free provide clear call within 2 meters essentially achieving hands-free function. Kinhao KT82A, KT85A, KT89A, KT858L, KT85D, KT89C are for your choice.

### IV. Two-step injection, wear-resistance



Characters one-off molded into the keys by two-step injection, never abrade and keep clean appearance and character recognition. It is the fifth standard of judging high-end hotel telephones.

### V. Authentic material, environment-friendly



Authentic Meiqi ABS from Taiwan used for the housing ensures pure, natural color of the telephone housing. Housing made from recycled materials is dull and deviates from the demanded color.

### VI. Lengthened the coil cord of high elasticity



The coil cord of handset is as long as 3.66 meter with high elasticity, strong scalability, distortion resistance. (KT85A/KT858L/KT89A/KT89C), The cord of ordinary telephone is only 2.66m (KT81A/KT83A/KT82A/KT88A).

### VII. Comfortable handfeel, easy to clean



Polished and grained leather surface with comfortable handfeel is easy to clean.

### VIII. Thickened gold plating keeps high quality sounds.



The telephone wire terminal pin and the connector are plated with gold as thick as 30μ. They are more of anti-oxidation and anti-rust and increase sound stability, while connectors with thin gold plating are easy to oxidize, and cause poor contact and poor tone quality.

### IX. LCD wide-angle, high clear



Kinhao telephones with LCD for hotels and offices, is equipped with wide-angle, high-definition LCD of metal pin. The users can see the screen from different angles. Ordinary brands of telephones use zebra screen, lack of strokes and only visible at front side.

## The Advantages Of Kinhao High-end Hotel Telephones

1. Single line/2 line/Double dialing,KT85A/KT89A /KT858L/KT85CD/KT85C/D
2. 0/3/5/10 speed-dial buttons are available.
3. Use IC circuit board offering clear hand-free call within 2 meters, applicable to upscale hotels.
4. SMT technology gets rid of cold solder and false solder joints.
5. Unique copper pins used for all the components against moisture, rust and short circuit.
6. Double-sided epoxy resin circuit board away from short circuit because of moisture and rust.
7. Characters two-step injection molded into the keys against abrasion.
8. Connections with thickened gold plating ensure stable contact and high quality sounds.
9. Authentic new Meiqi ABS from Taiwan for housing offers pure, natural and fade-proof colors.
10. Message indicator and message retrieval function.
11. Store phone number automatically when the signal was cut off.

### KT85A(0/3/5/10)Hotel Single line Telephone(Black/Ivory)



### KT89A (0/3/5/10)Hotel Single line Telephone(Black/Ivory)



### KT85D/KT89D(0/3/5/10) Hotel Single line Double dialing Telephone(Black/Ivory)

### KT85C/KT89C(0/3/5/10) Hotel Two Line Telephone(Black/Ivory)



KT89D

KT85D

KT89C/KT85C

### The Advantages Of Kinhao Medium Hotel Telephones

1. Single line operation. KT81AS, KT82AS, KT83AS, KT84AS, KT88AS;
2. Hotel service keys are available;
3. Hands free circuit use discrete element, fit for medium hotel.
4. SMT technology gets rid of cold solder and false solder joints.
5. Unique copper pins used for all the components against moisture, rust and short circuit.
6. Double-sided epoxy resin circuit board away from short circuit because of moisture and rust.
7. Character two-step injection molded into the keys against abrasion.
8. Connectors with thickened gold plating ensure stable contact and high quality sounds.
9. Authentic new Qimel ABS from Taiwan for housing offers pure, natural and fade-proof colors.
10. Message indicator and message retrieval function.
11. Store phone number automatically when the signal was cut off.
12. SPKR, flash, redial, hold, pause and mute.

KT81AS (0/4/8)

Hotel Single line Telephone (Black/Ivory)



KT82AS (0/5/10)

Hotel Single line Telephone (Black/Ivory)



KT86AS (0/5/10) Hotel Single line Telephone (Black/Ivory)



KT88AS (0/5/10) Hotel Single line Telephone (Black/Ivory)



KT83AS (0/5/10) Hotel Single line Telephone (Black/Ivory)



KT84ES Hotel Single line Telephone (Black/Ivory)



Hotel economic phone  
(without service key)

### Hotel Bathroom Telephone Series



KT801A/801S



KT802



KT822A  
Electronic hook switch



KT824A/824S



KT83AS

### Hotel LCD Office Telephone (Ivory/Black)



KT838L-R/B



KT839L-B



KT839L-W



KT828L-B/W

## Kinbao Basic features of Kinbao hotel electric kettles

### I. Professional material for hotel



Adopt UK Thermo control STRIX with triple safety protection device; useful life is 5 times compared with ordinary controls.



Use Korea SAMSUNG food grade plastic with FDA authentication, no peculiar smell. Some brands of electric kettle have a peculiar smell because of using cheap plastic that has a bad effect on clients.



Body is made of stainless steel 304 from Japan, 0.5 mm thick, brushed finish; Stainless steel 201 or 202 easy to erode and rust and some inferior stainless steels even do harm to health.

### II. Professional function for hotel



Shut-off after tilting kettle body: Body automatically shuts off after departing from its base to prevent dry boil and potential accidents.



Reinforced switch: Exclusive designed switch supports constant heat to 200°C and to 100000 cycles.

### III. Special Appearance for Hotel



High-end, classy, simple and elegant appearance is in harmony with hotel ambience which is quite different from domestic electric kettle.

### IV. Professional Easy-to-Clean Design for Hotel



Built-in cleaning brush: High grade plastic, covered with clean the inside of the kettle. Concave heating element is covered with stainless steel 304, easy to clean.



Optimized steam vent: helps cleaning work and protect product appearance.



Get rid of decorative filter to avoid smell work. Actually, the grid filter can't filter completely water, but filter tea-leaves in the past and it is unnecessary for professional electric kettle.



Water level window vertically parallels with kettle body, easy to clean. It is one of the most important differences between domestic and hotel electric kettle. Kinbao is the very manufacturer that supplies such homologic product.

### V. Professional technology for hotel



Refined and detail-oriented technique: Fine mould-making, strict injection control and other multiple quality controls to fundamentally get rid of usual spurs and shrink marks, which demonstrates Kinbao consistent product concept of "in-room appliances in perfect harmony with guest room ambience".

### VI. Moderate Capacity For Hotel



Kinbao electric kettle capacity is 1.0-1.2L, 1.2-4-5 cups of water after carefully analyzing guests' drinking habits.

### VII. Safety certificate for hotel



All of Kinbao electric kettles have been CCC CE approved and please refer to our website to check the certification.

### JK-6 Hotel stainless steel electric kettle



Shut off after tilting kettle body



Gas-action slowly open lid One-hand open lid

Max Capacity: 1.2L  
Power: 1500W, AC220V  
Height: 21CM  
Diameter: 13.5CM

### JK-8 Hotel stainless steel electric kettle



Shut off after tilting kettle body

With UK Strix thermo control  
Use imported S/S 304 to anti rust



Spring-driving lid  
One-hand-open lid

Max Capacity: 1.2L  
Power: 1500W, AC220V  
Height: 23CM  
Diameter: 14CM

### JK-9 Hotel stainless steel electric kettle




Shut off after tilting kettle body

With UK Strix thermo control  
Use imported S/S 304 to anti rust  
Max Capacity: 1.2L  
Power: 1500W, AC220V  
Height: 21CM  
Diameter: 16CM

The features of JK-6/ JK-8/ JK-9 stainless steel electric kettle:



UK Strix thermo control Reinforced switch Automatic shut-off max 100 tilting Kettle base and kettle body make perfectly Large diameter spout Getting rid of decorative filter Optimized steam vent Power indicator with One-hand open lid Blue illumination



# EKS

EKS International AB was founded in Sweden in 1945 by Carl-Gustav Ek and is today a global concern that designs, manufactures and markets bathroom scales, kitchen scales and postal scales worldwide.



Brushed stainless steel  
72x33mm LCD screen  
Lithium battery  
Maximum load capacity 180kg  
Touch starting and auto power off  
Size:310x310x21mm



High strength tempered glass  
38mm LED screen  
Maximum load capacity 150kg  
Touch starting and auto power off  
Size:320x320x22.5mm



Stainless steel base  
Anti-skidding rubber foot-pad  
Mechanical dials  
Maximum load capacity 150kg  
Size:286x270x46mm



EK-9563  
High strength tempered glass  
LCD screen  
Lithium battery  
Touch starting and auto power off  
Maximum load capacity 150kg  
Size:300x300x26mm

EK-9574  
High strength tempered glass  
25mm LCD screen  
Touch starting and auto power off  
Maximum load capacity 150kg  
Size:310x300x36mm



EK-9522  
High strength tempered glass  
38mm LCD screen  
Lithium battery  
Touch starting and auto power off  
Maximum load capacity 150kg  
Size:300x300x18mm

EK-9610  
High strength tempered glass  
73x29mm LCD screen  
Lithium battery  
Touch starting and auto power off  
Maximum load capacity 150kg  
Size:Dia300x23mm



# EKS



EK-9573  
Aluminium frame with tempered-glass foot-pad  
28mm LCD screen  
Lithium battery  
Touch starting and auto power off  
Maximum load capacity 150kg  
Size:310x310x18mm



EK-8881  
ABS with Anti-skidding rubber foot-pad  
45mm LCD screen  
Lithium battery  
Touch starting and auto power off  
Maximum load capacity 180kg  
Size:310x330x38mm



EK-8887  
Brushed stainless steel  
33mm LCD screen  
Lithium battery  
Touch starting and auto power off  
Maximum load capacity 180kg  
Size:301x311x41mm





**EK-8623**  
Stainless steel base  
Anti-skidding rubber foot-pad  
Mechanical dials  
Maximum load capacity 150kg  
Size:286x270x46mm



**EK-8602**  
Stainless steel base  
Anti-skidding rubber foot-pad  
Mechanical dials  
Maximum load capacity 130kg  
Size:288x299x58mm



**EK-8710**  
Stainless steel base  
Anti-skidding rubber foot-pad  
Mechanical dials  
Maximum load capacity 180kg  
Size:306x316x53mm



**EK-8711**  
Stainless steel base  
Anti-skidding rubber foot-pad  
Mechanical dials  
Maximum load capacity 180kg  
Size:306x316x53mm



**EK-8719**  
Stainless steel base  
Anti-skidding rubber foot-pad  
Mechanical dials  
Maximum load capacity 200kg  
Size:465x345x150mm



**EK-9801**  
High strength tempered glass  
LCD screen  
Lithium battery  
Measurable body weigh,moisture and fat.  
Touch starting and auto power off  
Maximum load capacity 180kg



**EK-8639**  
8mm High strength tempered glass  
Mechanical dials  
Maximum load capacity 120kg



**EK-9802**  
High strength tempered glass  
22mm LCD screen  
Lithium battery  
Measurable body weigh,moisture and fat.  
Touch starting and auto power off  
Maximum load capacity 180kg



**EK-9800**  
High strength tempered glass  
20mm LCD screen  
Lithium battery  
Measurable body weigh,moisture and fat.  
Touch starting and auto power off  
Maximum load capacity 180kg



**EK-8640**  
8mm High strength tempered glass  
Mechanical dials  
Maximum load capacity 120kg



**EK-9581**  
High strength tempered glass  
25mm LCD screen  
Lithium battery  
Measurable body weigh,moisture and fat.  
FM and clock  
Touch starting and auto power off  
Maximum load capacity 180kg



**EK-9880**  
High strength tempered glass  
20mm LCD screen  
Lithium battery  
Measurable body weigh,moisture and fat.  
Touch starting and auto power off  
Maximum load capacity 180kg

## Kinphon Guestroom bath mat Series Guestroom ironing Series

### 1. Rubber bath mat

Kinphon brand bath mat was made of natural rubber material with contents of 96%. It has features of softness, natural color, health, good flexibility and anti-aging.

To consider guest's safety and decrease the unnecessary complains please mind the following two types of bath mat while purchasing:

First type: The main material is still rubber, but about 35% of carbon & calcium materials are added for the costs consideration. So not only the color is duller and the thickness is thinner than ours', but also the sucker is easy to break and contains hazardous substances.

Second type: It also for costs consideration, use PVC plastic or other plastics to produce. This will cause problem of bad flexibility and low anti-slip effect.

If you are not careful then you will fall over easily and this will bring more unnecessary complains to the hotel.



JF458 Bath Mat (96% of natural rubber)  
Size: 730x430mm



JF457 Bath Mat (96% of natural rubber)  
Size: 740x440mm



JF456 Bath Mat (96% of natural rubber)  
Size: 590x500mm



JF451 Bath Mat (96% of natural rubber)  
Size: 355x575mm



JF452 Bath Mat (73% of natural rubber)  
Size: 350x540mm



JF460 PVC BATH MAT  
Size: 635x385mm

### 2. Guestroom ironing Series

#### Features:

Argentate lacquer of parching, make the feet-set of skidproof, tripod frame, steady and safe.  
The free control, the control optionally of high. Structure of steeliness: Anti-slide, anti-moist, durable.  
Super-high tempuler cotton.

#### JF481 Ironing Board (common type)

JF481B Carbon black JF481S Silver gray  
Size: 1130xW34cm

#### JF588 Steam Iron

Automatic shut-off under three positions.  
Self clean function, specially design for hotels.

The iron will be automatic shut-off and stopping heating under the following three positions:

1. Automatic shut-off in 8 minutes while placing in vertical position;
2. Automatic shut-off in 30 seconds while placing in horizontal position;
3. Automatic shut-off in 30 seconds while placing in side position.



JF588 Steam Iron (with JF488 holder)

#### Ironing organiser:

JF487: 310x140x107mm  
JF486: 310x150x107mm



JF486 W/ JF487 W  
Ironing organiser (Grey)



JF487 B/ JF487 S  
Ironing organiser (Black)



JF484

# MINIBAR FOR HOTEL



### Advantages Of Absorption Refrigeration

(COC free) -----> (Green & Environment friendly)

(Absolute quiet) -----> (Comfortable & Sleeping well)

(Aromatic quiet) -----> (Money saving)

(No daily maintenance) -----> (LABV cost saving)



Dimension WxDxH (mm): 400x420x485  
Net weight (kg): 13  
Volume (L): 30  
Rated power (W): 60  
Energy consumption (kWh/24h): 0.85  
Refrigerating temperature (°C): 0-8  
Reversible door opening  
With Auto-defroster & Internal lighting

### XC-30



Dimension WxDxH (mm): 400x420x525  
Net weight (kg): 14  
Volume (L): 32  
Rated power (W): 60  
Energy consumption (kWh/24h): 0.85  
Refrigerating temperature (°C): 0-8  
Reversible door opening  
With Auto-defroster & Internal lighting

### XC-32



Dimension WxDxH (mm) : 400x410x485  
 Net weight (kg) : 13  
 Volume (L) : 30  
 Rated power (W) : 60  
 Energy consumption (kWh/24h) : 0.85  
 Refrigerating temperature (°C) : 0-8  
 Reversible door opening  
 With Auto-defroster & Internal lighting

■ XC-30B



Dimension WxDxH (mm) : 400x300x475  
 Net weight (kg) : 13  
 Volume (L) : 22  
 Rated power (W) : 50  
 Energy consumption (kWh/24h) : 0.85  
 Refrigerating temperature (°C) : 0-8  
 Reversible door opening  
 With Auto-defroster & Internal lighting

■ XC-22



Dimension WxDxH (mm) : 400x410x485  
 Net weight (kg) : 13  
 Volume (L) : 30  
 Rated power (W) : 60  
 Energy consumption (kWh/24h) : 0.85  
 Refrigerating temperature (°C) : 0-8  
 Reversible door opening  
 With Auto-defroster & Internal lighting

■ XC-30C



Dimension WxDxH (mm) : 400x350x450  
 Net weight (kg) : 13  
 Volume (L) : 25  
 Rated power (W) : 60  
 Energy consumption (kWh/24h) : 0.85  
 Refrigerating temperature (°C) : 0-8  
 Reversible door opening  
 With Auto-defroster & Internal lighting

■ XC-25



Dimension WxDxH (mm) : 400x410x485  
 Net weight (kg) : 13  
 Volume (L) : 30  
 Rated power (W) : 60  
 Energy consumption (kWh/24h) : 0.85  
 Refrigerating temperature (°C) : 0-8  
 Reversible door opening  
 With Auto-defroster & Internal lighting

■ XC-30X



Dimension WxDxH (mm) : 400x410x485  
 Net weight (kg) : 13  
 Volume (L) : 30  
 Rated power (W) : 60  
 Energy consumption (kWh/24h) : 0.85  
 Refrigerating temperature (°C) : 0-8  
 Reversible door opening  
 With Auto-defroster & Internal lighting

■ XC-30



HS-37208



HS-37408



HS-38008



HS-38107



HS-38208



HS-38408



HS-39108



HS-39308



HS-39408



HS-39508




HS-38008


info@aladran.com



01	93NR	03	321NR
02	93NS	04	321NS



01	3125NN	03	3125NE
02	3125NS	04	3125NS



01	77NS	03	061ND
02	77NT	04	062ND



01	6125NN	03	6125NE
02	6125NS	04	6125NS



[info@aladran.com](mailto:info@aladran.com)







Table Spoon/215mm



Coffee Spoon(S)/106mm



Table Fork/210mm



Butter Knife/151mm/22g



Table Knife/243mm/96g



Cake Fork/133mm



Dessert Spoon/210mm



Fruit Fork/136mm



Dessert Knife/216mm/78g



Fruit Knife/145mm/46g



Soup Spoon/180mm



Serving Spoon/208mm



Tea Spoon/160mm



Serving Fork/209mm



Coffee Spoon(B)/139mm



Serving Spoon(B)/259mm



Serving Fork(B)/278mm



NF-B-001  
60L 410×480×680  
BLUE/GRAY/YELLOW/GREEN



NF-B-002  
100L 480×550×800  
BLUE/GRAY/YELLOW/GREEN



NF-B-003  
120L 480×550×930  
BLUE/GRAY/YELLOW/GREEN



NF-B-004A  
240L 575×720×1040  
BLUE/GRAY/YELLOW/GREEN



NF-B-101

NF-B-101  
167L Ø610×930  
GRAY



NF-B-102

NF-B-102  
120L Ø560×820  
GRAY



NF-B-009

NF-B-009  
76L Ø500×580  
GRAY



NF-B-010

NF-B-010  
37L Ø400×430  
GRAY



NF-B-027

NF-B-028

NF-B-029

NF-B-030

NF-B-027  
382×298×510  
BEIGE

NF-B-028  
371×268×395  
BEIGE

NF-B-029  
283×203×308  
GRAY/BEIGE/BLACK

NF-B-030  
230×161×260  
GRAY/BEIGE/BLACK



NF-B-026A

NF-B-030A

NF-B-029A  
283×203×308  
GRAY/BEIGE/BLACK

NF-B-030A  
230×161×260  
GRAY/BEIGE/BLACK



NF-B-003

NF-B-004

NF-B-005

NF-B-033

387×283×502  
GREY

NF-B-034

368×270×379  
GREY

NF-B-035

291×207×303  
GREY



NF-B-031

430×294×655  
GRAY



NF-B-131

NF-B-132

NF-B-133

NF-B-134

NF-B-135

NF-B-131

320×220×640  
YELLOW

NF-B-132

320×220×640  
YELLOW

NF-B-133

320×220×640  
YELLOW

NF-B-134

320×220×640  
YELLOW

NF-B-135

320×220×640  
YELLOW



NF-B-032

380×280×512  
GRAY



NF-B-041

368×457×254  
GRAY/RED



NF-B-039

400×273×170  
GRAY



NF-B-111

345×320×950  
YELLOW



NF-C-007

NF-C-011

NF-C-010

NF-C-009

NF-C-008

NF-C-007

NF-C-007

300×160

NF-C-008

400×160

NF-C-009

600×160

NF-C-010

900×160

NF-C-011

1100×160

NF-C-012

120×160



NF-B-043

60L 400×270×340



NF-B-040

36L 540×440×470



NF-B-131B/B-149B

320×220×640  
YELLOW



NF-C-015



NF-C-013E

NF-C-013F

NF-C-013G



NF-C-040  
30" 750

NF-C-039  
22" 550

NF-C-038  
18" 450



NF-C-020  
GREEN



NF-D-012  
1030x510x960  
GRAY/BEIGE

NF-D-012A  
1030x510x960  
GRAY/BEIGE



NF-C-022

NF-C-021  
RED



NF-D-022  
710x680x950



NF-C-069  
18" 450

NF-C-068  
16" 400

NF-C-067  
14" 350

NF-C-066  
10" 250



NF-C-028  
30" 750

NF-C-027  
22" 550



NF-C-031  
30" 750

NF-C-030  
22" 550

NF-C-029  
18" 450



NF-C-072  
18" 450

NF-C-071  
16" 400

NF-C-070  
14" 350



NF-D-011  
1140x510x980  
GRAY/BLUE



1586-30

300×200×50



1587-25

355×250×25




1588

220×330×40




1589

220×330×40




1590

253×138×80




1591

253×138×80



1592

150×80×60



1593

150×80×60




1594

180×100×125




1595

180×100×125



1596

180×85×100



1597

78×68×80



1598

104×132×40



NF-BQ-6010WP  
219×127×114



NF-BQ-5940B  
114×111×231



NF-BQ-5930  
117×80×220



NF-EQ-306-1000ml  
110×91×188



NF-EQ-07T  
262×257×127



NF-EQ-309  
268×105×280



NF-BQ-6910T  
85×88×170



NF-BQ-8912  
120×88×166



NF-BQ-6912  
110×78×157



NF-EQ-62-1  
400×300×50



NF-HQ-2080B  
248×166×508



NF-HQ-2070D  
278×161×223



NF-BQ-6920  
140×83×260



NF-BQ-5902D  
117×82×166



NF-EQ-101-1000ml  
120×113×200



NF-HQ-1500A  
265×202×270



NF-HQ-2030  
275×200×230



NF-AQ-607K  
301×278×120

**Features:**

Standing type design specially for hotel room use  
 Strong tubular frame, more stable  
 Can be stored upright to save space  
 Wooden headboard  
 Full-size spring mattress with thickness of 20 cm  
 Heavy duty wheels

**Features:**

Folding type for hotel room use  
 Strong tubular frame, more stable  
 Wooden headboard  
 Full-size spring mattress with thickness of 20 cm  
 Heavy duty wheels  
 Easy to fold and unfold

**Features:**

Folding type for hotel room use  
 Strong tubular frame, more stable  
 Wooden headboard  
 High density sponge mattress for extra durability  
 Heavy duty wheels  
 Easy to fold and unfold

**Features:**

Folding type for hotel room use  
 Strong tubular frame, more stable  
 High density sponge mattress for extra durability  
 Heavy duty wheels  
 Easy to fold and unfold

**Features:**

High quality baby cot  
 Can be stored fold to save space  
 With comfort mattress  
 Breathable mesh designed  
 Solid wheels



HEAD OFFICE : SHAMS – SHARJAH MEDIA CITY – AL MASSANED – SHARJAH -UAE  
 DUBAI BR.: AL MARABEA ST. AL QUOZ IND 2 – DUBAI -UAE


[info@aladran.com](mailto:info@aladran.com)


+97142212733

[www.aladran.com](http://www.aladran.com)


+971508270370



+971556648244