

A scenic mountain landscape with a dirt trail, hikers, and colorful vegetation. The foreground shows a dirt trail winding through a field of green and red flowers. Two hikers with backpacks are visible on the trail. The background features a valley with evergreen trees and distant mountains under a clear sky.

Little People, BIG Possibilities

Want to Join the
Journey?

www.HeatherLMontgomery.com

@HeatherLMont

1. Prepare for the Long Haul



Book of the Year
Alabama

Kirkus
Booklist

Redbud
Red Poppy

- ★ Kirkus
- ★ Booklist
- ★ SL Journal
- ★ SL Connect.

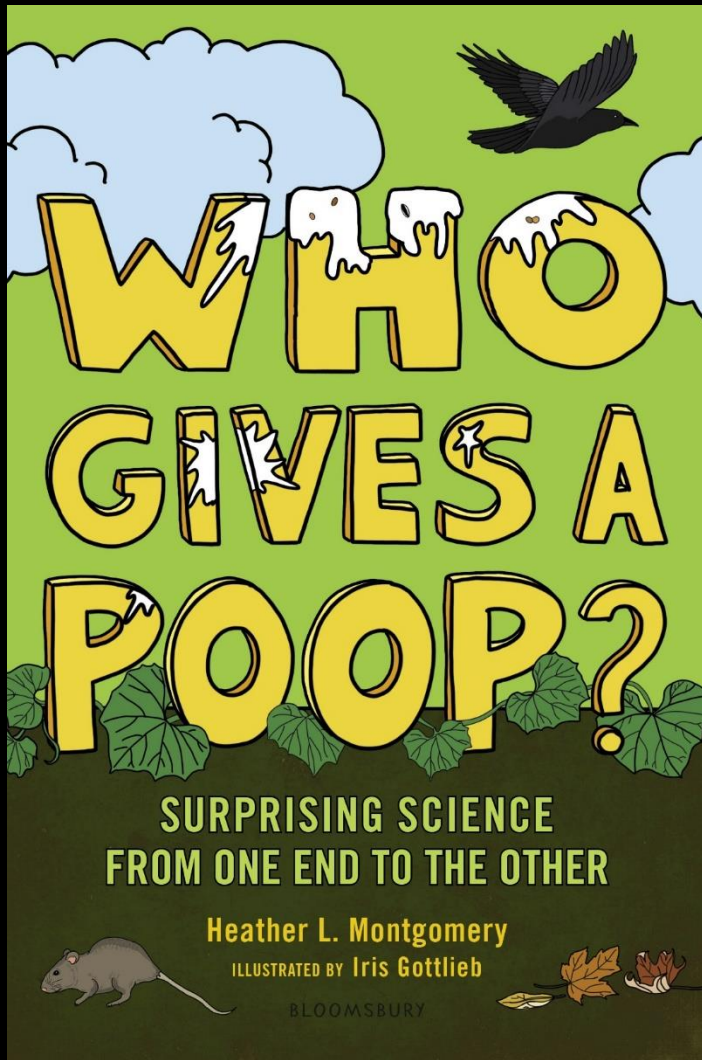
VOYA List
Orbis Pictus
ALA Notable
Texas Topaz

Kirkus Review

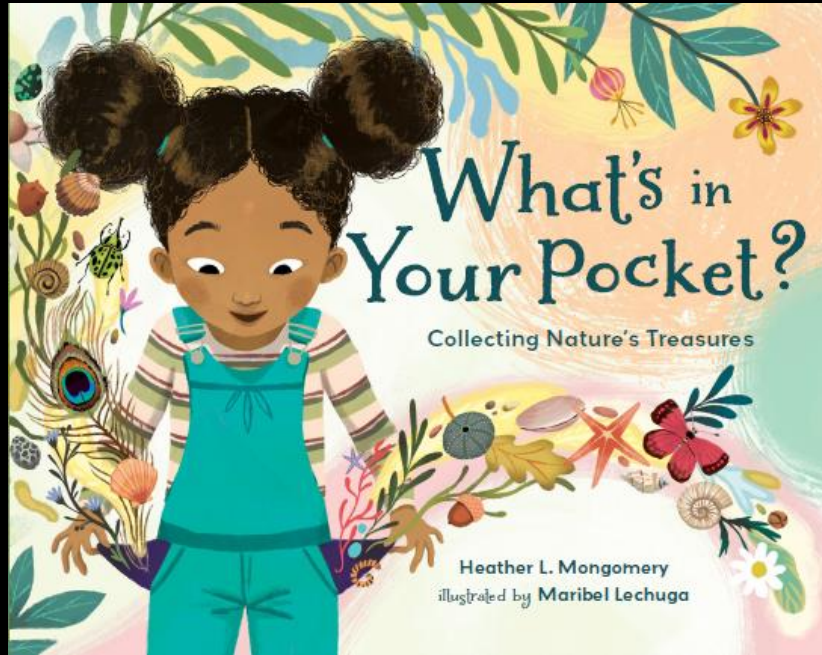
2006

2018

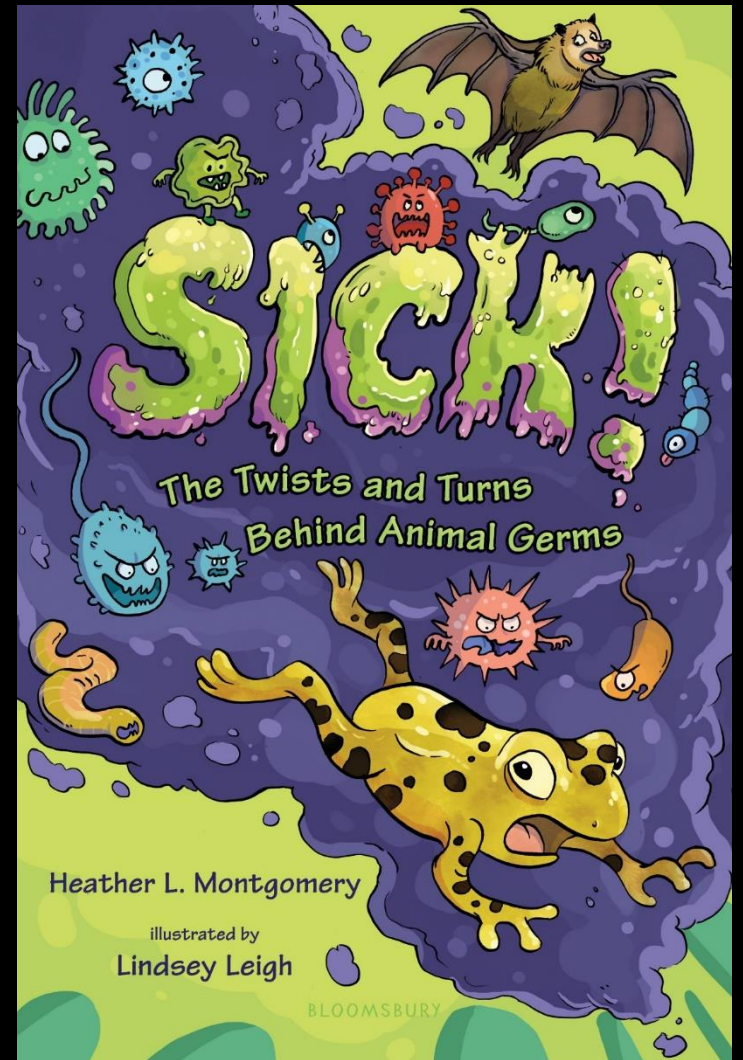




2020



2021

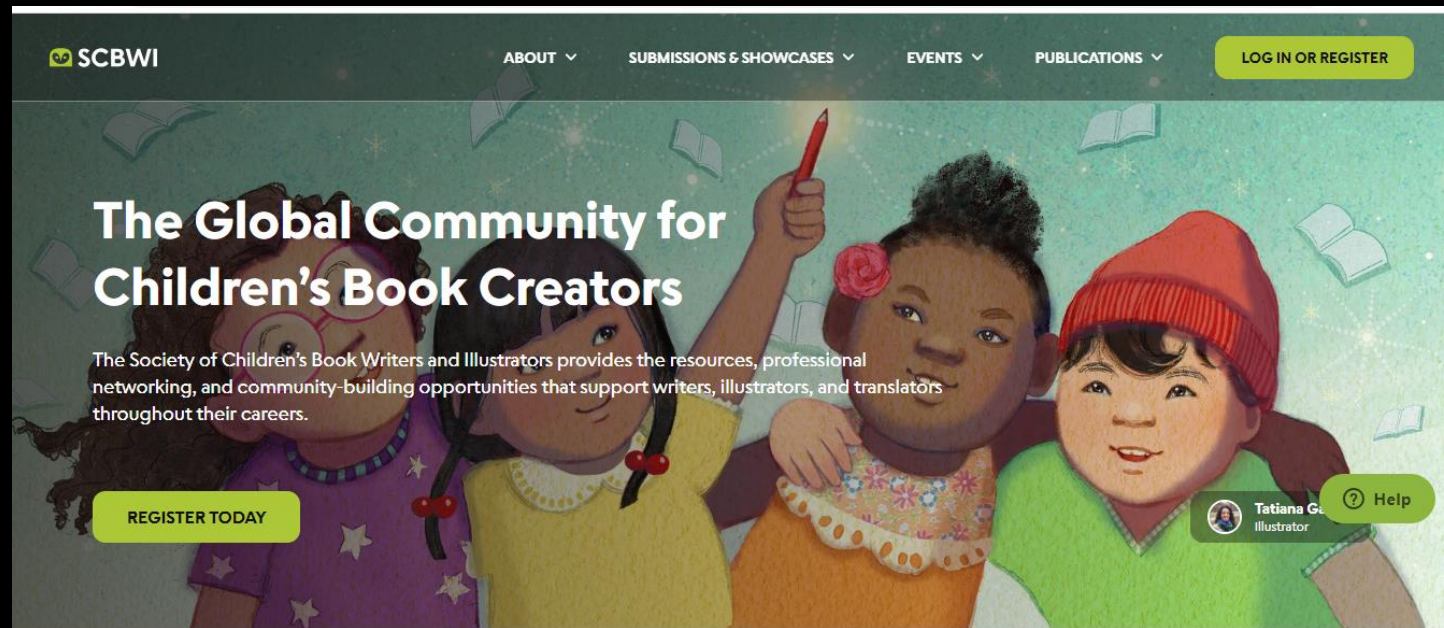


Coming in February

2024

2. Don't travel alone

1. Join SCBWI (Society of Children's Book Writers and Illustrators)
2. Read 100 recent kidlit books
3. Find (or start) a critique/book study group






3. Train Hard (Study the Industry)




Love your librarian!

Understand Your Audience




How often do snakes shed their skin?
Corbin, age 8

A snake's skin protects it while it slides across rough rocks and bark. Whenever the snake gets too big for its skin, it sheds. The more a snake eats, the more often it will shed.



How do snakes shed their skin?
1st and 2nd graders

To shed its skin, a snake rubs its mouth or jaw against a stone until the skin splits. The snake then slides out of the skin, leaving it behind in one long piece. New skin has grown underneath.




Chapter 3 CHANGING WITH THE SEASONS

A garter snake chooses its home based on the air temperature, food availability, and types of shelter nearby. To handle the challenges in its environment, a garter snake follows a yearly routine. The schedule helps the snake grow, have young, and survive during changing seasons.

Summertime

When the weather is warm, a garter snake grows. As the snake grows, its skin becomes too small and needs to shed. To shed its skin, the snake rubs its chin against a rock. The old skin splits near the mouth. This is when things get tough. The snake finds a stick to hook the old skin and help pull it off. After about an hour of struggling, the snake slithers away in its new skin.


Young snakes are constantly growing and may shed four to five times a year. Adult snakes may shed only a couple times each year.



Sometimes patches of old scales stick to the snake. If this happens to the scales over the eye, the snake can become blind.

CHAPTER 1 Rattled

There it was. Sprawled out on the pavement in front of me. A rattlesnake as long as my arm, with a squished midsection as wide as a car tire. So sad. As I jogged past, I wondered if the driver had aimed for the snake. Then a question hit me.



When a rattler closes his mouth, how does he not bite himself? Think about it.

His fangs are really long. Where do they go? How come they don't jab his lower lip? I mean, I knew the anatomical reason from reading a book—the fangs fold—but I still didn't get how.

Understand the Publishers



Hot Spot!

By Janet Fox

"Here it comes!" my son Kevin shouted.

We felt a rumble beneath our feet. We heard a noise like a roaring train. Boiling water shot out of the ground and blew high into the air.

We were watching a geyser in Yellowstone National Park. Yellowstone covers a big part of Wyoming plus parts of Montana and Idaho. Geysers, hot springs, and mud pots fill the park. That's because much of Yellowstone sits in a giant volcano.

Hundreds of thousands of years ago, the volcano at Yellowstone erupted. The explosion was huge. It left a crater in the earth called a caldera. Much of the park is in the caldera.

This is Old Faithful Geyser. Old Faithful erupts about every 90 minutes.

Hot rock lies deep inside the earth. It boils water in the ground. The hottest water becomes steam. The steam forces water up through the ground, making a geyser.

Some geysers shoot water to a height of 200 feet. That's more than twice as tall as the White House.

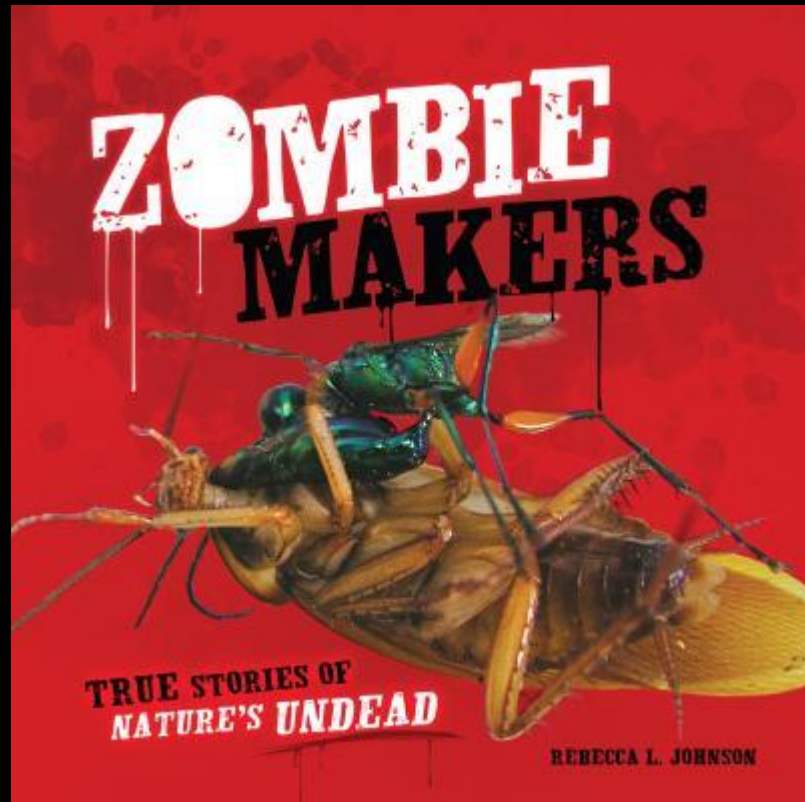
Snow-white rock, called sinter, covers the ground around the geysers.

Yellowstone National Park contains a giant volcano. For this reason, geysers, hot springs, and mud pots fill the park.



4 italicized words
 words - 37
 A 15
 sent. 36
 sent/A 2.4
 words/sent 8.5
 chet/word 4.3
 Passive 26
 F Reading Exp 81
 grade 3.9





How do we know? Fossils provide a few clues. Scientists have found tiny scars on 48-million-year-old leaf fossils. The scars look exactly like the marks that modern zombie carpenter ants make when they **clamp** onto leaves.

Scientists have also found a 105-million year old fossilized insect with fungus inside. Was that fungus a zombie maker? Perhaps. Or maybe it was on its way to becoming one.

Zombie makers are parasites with remarkably fine-tuned weapons. In most cases, these are chemicals that **act** on hosts' brains.

Exactly how this mind control works is still largely a mystery. Through experiments and new discoveries, though, scientists are **finding** answers. They're piecing together the amazing but true stories about nature's undead. About the real zombies – and their makers – that **creep and crawl** and lurk among us.

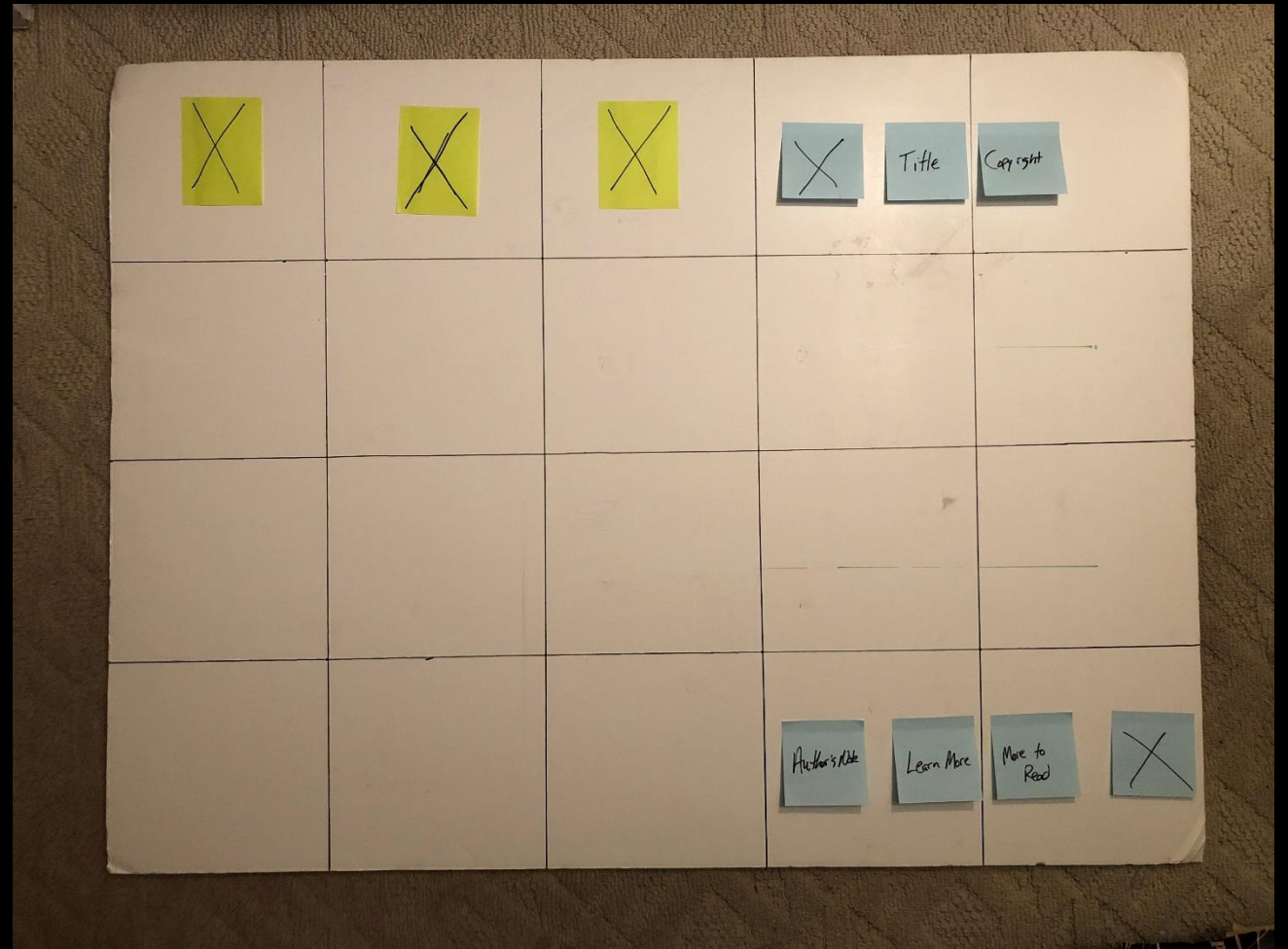
Readability Statistics	
Counts	
Words	220
Characters	1063
Paragraphs	5
Sentences	17
Averages	
Sentences per Paragraph	4.2
Words per Sentence	12.8
Characters per Word	4.5
Readability	
Passive Sentences	5%
Flesch Reading Ease	70.5
Flesch-Kincaid Grade Level	6.6

Industry jargon

Traditional	Work-for-Hire	Board Book	Manuscript	Agent
Self-Publishing	Educational	Picture Book	WIP	Editor
Hybrid	Intellectual Property	Chapter Book	Submission	Art Director
	Test Questions	Middle Grade	Acquisition	
	Fact Checking	Young Adult	Royalty	

Picture Books are their Own Artform

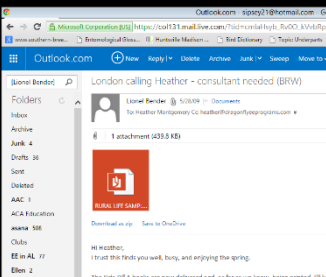






- 32 Pages
- Need 13+ Illustrative possibilities
- 50/50 Author/Illustrator
- Editors run from rhyme



4. Plan Your Route

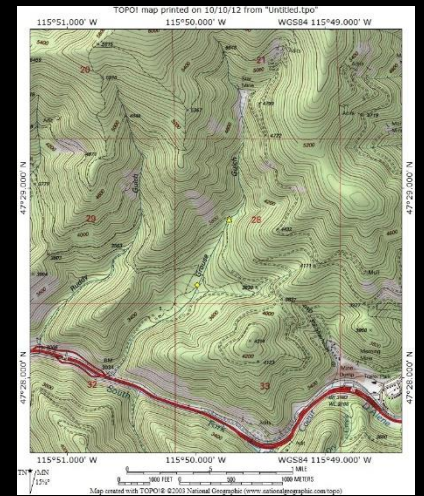
Work-for-hire

- Bring in some \$\$\$
- Shorter timeline
- Someone else decides

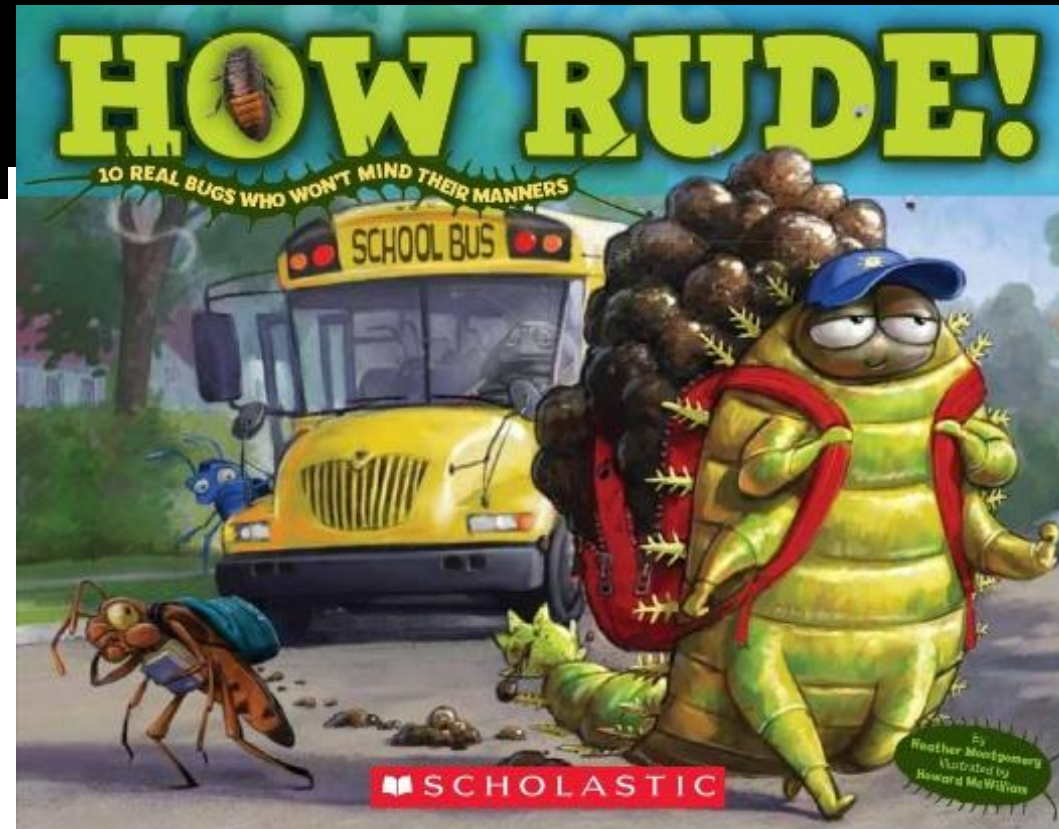


Trade/Royalties

- Your original work
- More control over rights
- Greater sales opportunities
- Royalties are variable



Write, write and write it again!



2006


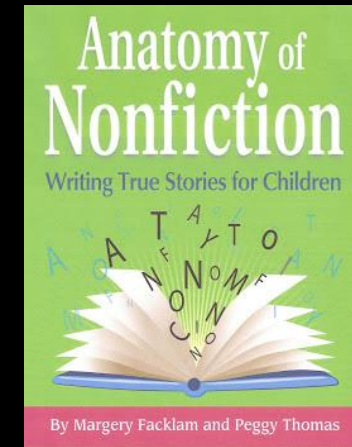

June 2014 Aug 2015

Work for Hire Leads

- Writing for the Educational Market
<http://educationwriting.blogspot.com/>
- American Book Producers Association
<http://abpaonline.org/>
- Harold Underdown on packagers
<https://www.underdown.org/packaging.htm>
- Evelyn B. Christensen's Educational Markets for Children's Writers plus Children's Magazines
<http://www.evelynchristensen.com/markets.html>
<http://www.evelynchristensen.com/mags.html>
- Bender Richardson White
<http://www.brw.co.uk/>
- Red Line Editorial
<http://reditorial.com/>

Some how-to resources

- Laura Purdie Salas, *Writing for the Educational Market*, print or Kindle book:
<https://mentorsforrent.wordpress.com/ebooks/ed/>



- *Children's Writer's Wordbook*
- Margery Facklam and Peggy Thomas, *Anatomy of Nonfiction: Writing True Stories for Children* and blog
<http://anatomyofnonfiction.blogspot.com/>
- Highlights Foundation Workshops

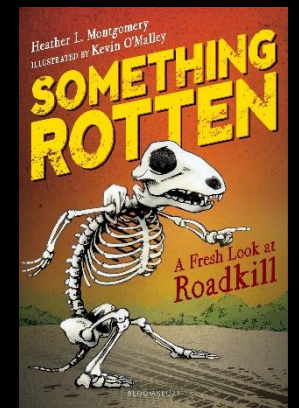




Trade/Royalty Leads

- Publisher's Marketplace
 - Children's Bookshelf
- www.ManuscriptWishlist.com
- Publisher's Websites
- Conferences and retreats with industry faculty
- Interviews with editors
- Acknowledgment pages

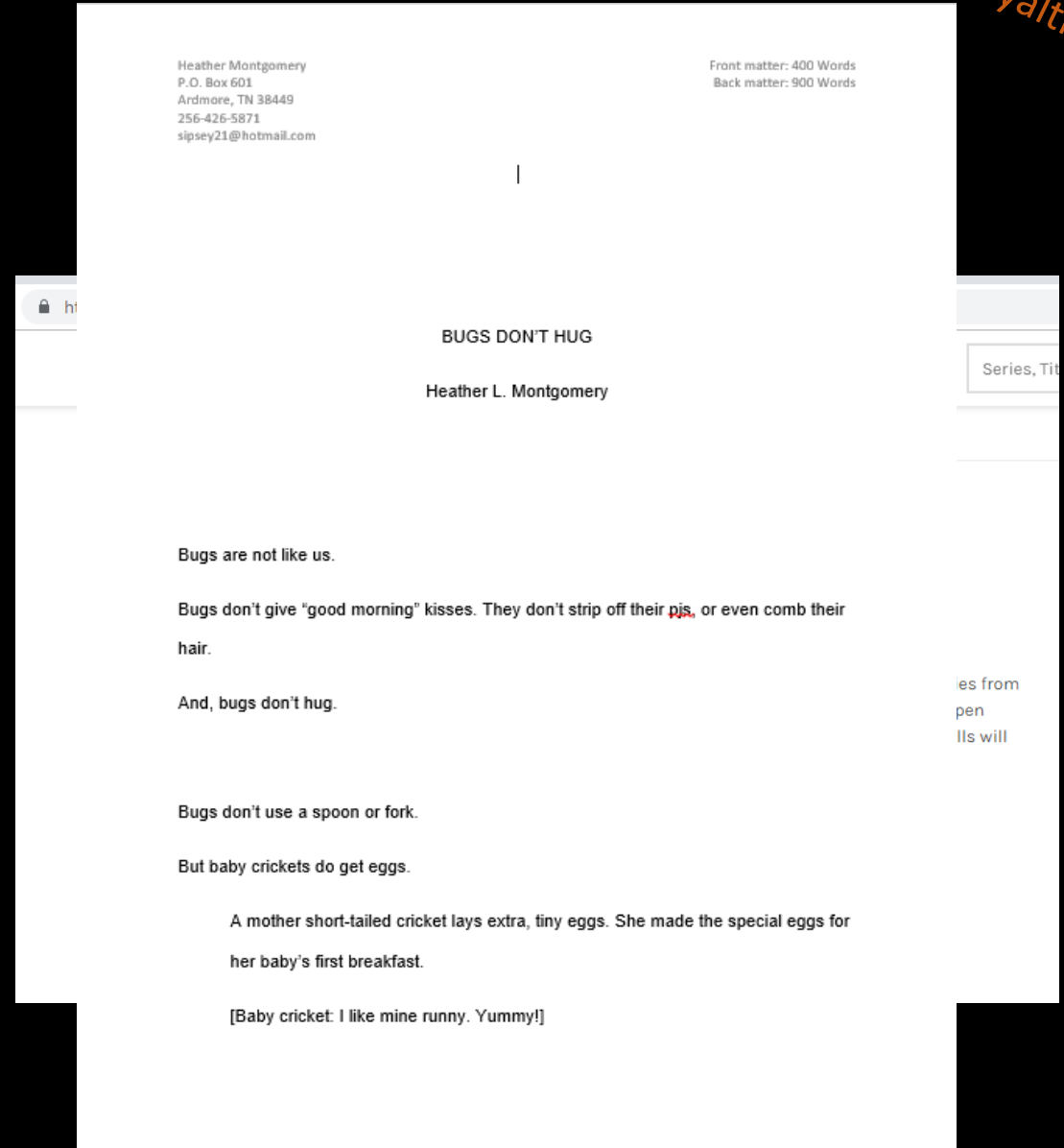
Submission Process

1. Target Agents/Publishers
2. Create Manuscript/Package/Proposal
3. Send out
4. Check-in after 3 months (or as noted on agent/publisher guidelines)
5. For WFH, re-send package every 6 months



Formatting

- Publisher-specific guidelines
- Industry standards
 - Black, 12-point, Times New Roman or Arial
 - Standard 8.5x11 page
 - Margins of at least 1 inch on all sides
 - Double-spaced
 - Left-justified with .5 inch indent on paragraphs (not tab or spaces)



Work-for-Hire
Royalties

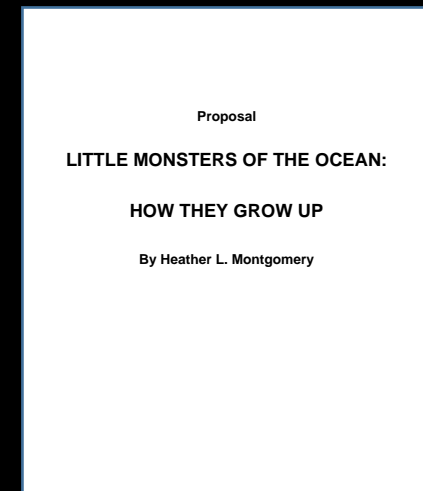

The Proposal

Includes:

- Overview
- Target Audience/Potential Markets
- Comp Books
- Author Bio/Platform
- Table of Contents
- Sample Chapters (typically 3)

Optional

- Series Potential
- Visuals
- Influencers
- Curriculum Connections



Just Getting Started...

WILD DISCOVERIES, Montgomery

Not a single creature in this book is "new" to the earth. In fact, most of them have been around longer than humans! ~~but~~ But every one of them *is* new to science!]

~~I've included a~~ The animals ~~I've included in this book that~~ were officially described between 2007 and 2012. I've also slipped in a few ~~more special cases~~ — the glowing ~~fungus mushrooms~~ and ~~bisfcola~~ bacteria ~~which~~ aren't animals. ~~They are at all~~ They ~~are~~ just so cool I couldn't leave them out. 😊

~~I've highlighted places (like rain forests) where many discoveries are being made.~~ New animals are found in other places too; ~~I simply couldn't fit them all into this one book!~~

~~You'll find basic facts about each animal listed in the sidebar on each page. These facts include an~~ the animal's "scientific name," its "classification" (the group of animals it belongs to ~~such as insect or reptile~~), and its "role in nature." ~~An animal's "role in nature" is basically that animal's job, such as being a predator or carnivore.~~

~~I've added extra tools for you, too.~~ If you run into a word you don't know, the glossary ~~on pages 62-63~~ can help you out. ~~There are also a maps in each section on each section's opening page~~ to show you where ~~the each creature was in that section were~~ found.

~~Now, get start reading already so you can help me search for new weird animals discovering new animals of your own! Which do you think one do you think is the wackiest???~~ I'm having a tough time deciding...

4

katiecar
I changed these names here so we're consistent with how they are listed in the table of contents.
THANKS! - HLM


user1
Formatted: Font: Not Bold

user1
I THINK THIS GIVES ENOUGH INFO, DON'T YOU? I WAS CONCERNED THAT BEFORE THEY HAVE READ ANY OF THE SECTION OPENING PAGES, THAT MIGHT CONFUSE THEM. - HLM

katiecar
Please reward to come up with a peppy closing. Or move a variation of the sentence I deleted above to here (join me...on the search for new animals?)

user1
Formatted: Line spacing: Double

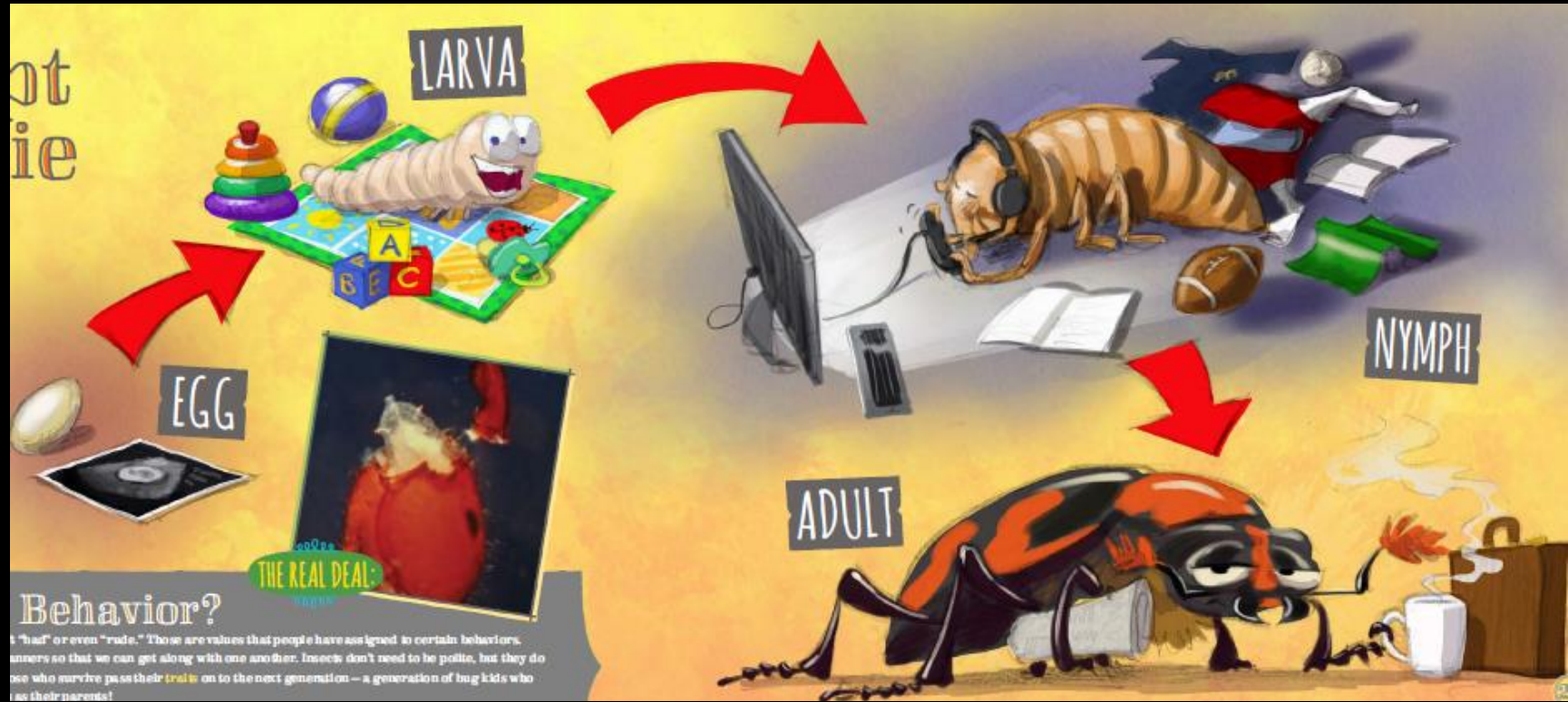
And About Those Illustrations...




"Bugs aren't like us."

"Bugs ~~aren't~~ are like us."





5. Enjoy the Journey
(Don't sit around and wait)



A wide-angle photograph of a mountain trail. The foreground and middle ground are dominated by a steep slope covered in vibrant, multi-colored vegetation, likely wildflowers, in shades of red, orange, yellow, and green. A narrow dirt trail winds across this slope. Two hikers with large backpacks are visible on the trail, one further ahead than the other. In the background, a valley opens up, showing a cluster of evergreen trees and distant, hazy mountain peaks under a clear sky. The overall scene is bright and scenic, typical of a high-altitude mountain environment.

See You on the trail!