



February 2026

Email: AVNTQuilters@gmail.com
Also find us at Facebook (for members only at their request)
Website: www.avntquiltguild.org

* * *

The Apple Valley Needle Threaders meet at
Berryville VFW on the second Thursday of each month.
Meetings are from 9:30 a.m. -11:30 a.m.
Quilt Bees are held on the fourth Thursday and start at 9:30 a.m.
The VFW is located at 425 S. Buckmarsh St, Berryville, VA 22611

AVNT Board Members 2025-2026

President - Barbara Corey
Treasurer/Budget - Kate Carey
Secretary - Melissa Mattice
Care and Comfort Coordinator - Peggy Ronan
Programs - Linda Suter
VFW Liaison for Meetings and Speakers - Brenda Goodwin
Newsletter/Members Roster/Photographer - Pamela Lakin
Photographer - Diana Anglero
Director at Large - Kathleen Hintz

Other AVNT Committees 2025-2026

Sunshine - Rebecca Harriett
Kennel Quilts - Available
.Care and Comfort - Diana Anglero, Arden Eden, Pam Jones,
Carolyn Mathieu, and Kate Carey
Membership Kits/AV Set-up - Mary Libby



AVNT President's Message - Barbara Corey

Greetings from the frozen tundra! I am so glad we had our bee before the snow and very low temperatures took over. After my experience last January where I fell and broke my ankle, I am lying low this time. I have been working on a few new items including the Manx that I learned how to do at the bee. I am also plugging along on a few items in my stash.

Speaking of "The MANX", we had a fun meeting in January. The schoolhouse was well attended, and our teachers Peggy Ronan, Hildegard Strydom (Embroidery), Kathy Pietri (Easy bowl), and Eileen Wall (Manx technique) were terrific. We intend to include another schoolhouse in the summer. If you have a skill or technique you would like to share let Linda Suter know. Lisa Rainey introduced us to the "Round Robin". We are going to launch this after the quilt show. More to come on this.

The board will be meeting after the bee in February. If you have any items, you would like us to discuss let me know. The meetings are open if you would like to attend. We are planning to have more open sewing bees in 2026 where we will work on charity quilts or bring your own project. We hope this will appeal to you.

We had about 13 quilts entered in the NSVQS for the AVNT Challenge. This is a great turnout. In March we will be having a preview of some of them. We will soon be asking for show volunteers and expect a great response from our guild.

Normal temperatures are predicted for our February meeting. We have Marisella Rumberg returning to bring us up to date on her new artistic endeavors. She is a sparkly and fun speaker. You will want to be there! Sending out wishes for healing to a few members who have been ill or are caring for a loved one. Keep us posted about what is going on with you. We love to keep in touch.



Show and Tell

Our January meeting was held on 8th, with 34 members in attendance. Kristin Westfall won the door prize. The following shared Show and Tell: Carol Oliver, Lisa Rainey, Stacy Hetzel, Linda Bogart, Kathy Cookson, Kathy Pietri, Katherine Genung and Eileen Wall.

Our meeting highlight was School House. Peggy Ronan, Hildegard, Kathy Pietri and Eileen Wall did various demonstrations. At the Bee on the 22nd, 14 members attended, Eileen Wall did a workshop on the Manx block..



Rebecca Harriett is our club contact for Sunshine or Sorrow cards.

Let her know of any events in our members lives to acknowledge with a card.

EMAIL: rlharriett@gmail.com

Pam Lakin - TOY

Get well cards for:

Linda Suter

Brenda Goodwin

Mary DeMott

Stephany Wiscarver

Welcome

Please welcome our new members:

Christine McPhee

Barbara Benzie

Pam Lamborne



Nancy Thompson



QuiltCon

QuiltCon 2026

February 19-22, 2026

Raleigh Convention Center
500 S Salisbury St
Raleigh, NC 27601

<https://www.quiltcon.com/quilt-show-landing/quilt-show>



2026 Show Dates

June 25 - 27, 2026

Hosted by:

Greater Richmond Convention Center
403 N 3rd Street
Richmond, VA 23219



Care and Comfort - Peggy Ronan

Hello to all! I hope that many of you have been playing with your favorite "project of the moment" as well as finding items for our charity donations.

By next week's meeting we will have some different quilt kits in the mix. With the lull we had in kit completions over this past year(that is OK, by the way) I see that we still have a number of quilt tops donated by Arden Eden, and I know they are easy to work with. We also have some kits that need the top made, and it is OK if that is all you want to do. Surely someone else will be fine completing it.

Thank you for your continued support!

AVNT Charity Donations for 2025

	Oncology	Froggies C	Laurel Center	Middleburg Humane	Project Linus	Boulder Crest	Evans Home	Clark Cty. Senior Ctr	Animal Shelters	Totals
Quilts/Blankets	4	5	3		27	4	2	3		48
Totes									11	11
Pillow Cases		2	2		4					8
Zippered Pouches									25	25
Christmas items						10				10
Fleece Blankets					9					9
Kennel Pads									200	200
Cat & dog placemats									55	55
Kitty Fleecees									81	81
Kitty Flannels									76	76
Kitty Pillows									325	325
TOTALS										848

Animal shelters receiving donations: Clarke Cty VA, Jefferson Cty WV, Winchester Area SPCA, Middleburg Humane VA, Frederick Cty, VA

NOTE: we donated a lot of miscellaneous items for the Clark County Senior Center in December , 2024



Linda Suter

AVNT Program - February 12, 2026


Marisela Rumberg presents "Following My Own Path"

AVNT first welcomed Marisela in 2017 - that is 9 years ago! Since then, Marisela has expanded her artistic talents in many different fiber art related directions. She has even created and painted a ZENTANGLE mural on the side of a building in Culpeper! She is an award-winning quilter whose work has been exhibited in five countries on three continents, several times at the Houston International Quilt show, and published in several art-quilt books.

One thing she has not done much of lately is to visit quilt clubs/guilds. So, we are fortunate to not only welcome Marisela back to AVNT, but also to welcome her back to the presentation circuit.

For Marisela's talk and presentation, she will share with us her story in a delightful talk called - "Following My Own Path".

Join AVNT at our regular meeting on February 12th - you truly do not want to miss this talk by Marisela.





Kennel Quilts - Linda Suter

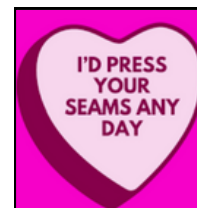



AVNT Shelter Pet Project Bee February 26, 2026 -

Unfortunately due to family circumstances, Stephany Wisecarver is stepping back from leading the Shelter Pet Project. As we transition to a new Lead for the Shelter Pet Project, we need your help! We are having a great big giant BEE for the shelter pet charity kennel pads, fleecies for cats, and flannel blankets for cats. We will need many hands for this BEE. Hopefully we will have a new Shelter Pet Charity Coordinator before this bee. We will need cutting mats, rotary cutters, scissors, ironing stations, etc. for a successful Bee.

IMPORTANT - Specifics on what we are going to do at the BEE and exactly the supplies we will need will be forthcoming in a separate email. Keep an eye out for it. **And remember - we need you!**

Just a reminder - Finished kennel quilts are 12"x18", no binding, sewn and quilted with small (2 mm stitches), made from any washable fabric with **no loosely woven threads** for animals to catch their paws on. Fleecies are fringed approximately 20 inch squares. Flannels are enveloped, same finished dimensions and also stitched about 2" from each side.



AVNT Shelter Pet Charity Coordinator Duties

Overseeing and coordinating the shelter pet charity efforts is the responsibility of the AVNT Shelter

Pet Charity Coordinator. Duties of the Coordinator include the following:

1. Keeping in contact with the shelter liaisons to make sure they are communicating regularly with their assigned shelters as to the shelter needs. Assure liaisons are distributing the kennel pads, kitty fleeces, and flannel blankets that each shelter needs. Collect numbers of each donation.
2. Making sure each shelter has all the information about AVNT and the Shelter Pet Charity. Assure each shelter has contact information for AVNT. The AVNT Letter of Introduction is to be given to each Shelter. (Each shelter should have a copy each year).
3. Ensuring there is someone at each AVNT meeting to collect kennel pads, kitty fleeces, and flannel blankets for the coordinator to count, store and distribute as needed.
4. Working with the AVNT program chair to schedule a couple of bees a year focusing on the shelter pet kennel pads, kitty fleeces, and flannel blankets. The shelter bees are to be focused as the coordinator plans - eg, putting kits together, or ironing and cutting fabric, or cutting batting, or making kennel pads, or cutting fleece, or cutting flannel.
5. Keep an account of supplies and communicate to the board when supplies are needed.
6. Keep a record of donations from members - kennel, pads, kitty fleeces, flannel blankets and miscellaneous. Prepare a report of the shelters who receive the donations. Report to the board twice a year. In December send the totals to the charity program coordinator.
7. Filling liaison vacancies that occur due to resignation or adding a new shelter.
8. Maintaining the liaison chart.



Calendar -We are diligently working on filling up our calendar for 2026. Take a careful look - new programs and bees have been added.

2/12/26	Marisela Rumberg https://www.facebook.com/mariselarumberg/ https://mariselarumberg.com/	2/26/26	Shelter Pet Sewing Bee Kennel Quilts, Flannel Blankies, Fleeceies
3/12/26	AVNTQuilt Show Challenge Quilts on Display	3/26/26	Bee - BOUTIQUE Come and help the AVNTBoutique team get ready for the quilt show!
4/9/26	NO MEETING - NSV QUILTSHOW APRIL 9TH IS SETUP DAY QUILTSHOW IS APRIL 10-11-12	4/23/26	Open Bee and Happy Scrappy - This is an open sewing bee. - Bring your project to work on. - Or just bring yourself to socialize. - If you have scraps (or course you do), bring them in to share with all. We will be using scraps for two separate AVNT activities - - Greeting Cards - Scrappy Happy Challenge
5/14/26	Kick Off of Round Robin - Melissa Mattice and Kathryn Cookson - Learn the guidelines and see some examples Spring Pot Luck Luncheon	5/28/26	AVNT Greeting Card Making Bee - by Linda Suter Make one for yourself and make some for our Sunshine and Shadows project
6/11/26	Janet Marney - artistic award winning quilter with Appalachian quilting roots - Janet will delight us with a talk about her quilting journey and a trunk show of her award winning quilts	6/25/26	Charity Sewing Bee focusing on small quilts for babies, toddlers, and young kids.
7/9/26	TBD	7/23/26	Intro to Free Motion Quilting with Kate Carey using a standard machine with a quilting foot. NOTE - Charity quilts provide a great chance to try FMQ.
8/13/26	Happy Scrappy - led by Kathy Pietri - A special show and tell program by all - Challenge is to make anything but a quilt out of scraps and only scraps - Prizes for the most unusual item and the item with the most scraps used	8/27/26	Intro to Thread Painting with Joyce Carrier
9/10/26	Cynthia Warhurst - Quilt as You Go - How to put all those little QAYG squares into a quilt!	9/24/26	TBD
10/8/26	Schoolhouse - Labels - Stacy Hetzel - Flange Binding - ???	10/22/26	TBD
11/12/26	TBD	HAPPY THANKSGIVING - NO BEE IN NOVEMBER!	
12/10/26	Charitable Organization Visit - and - Christmas Potluck	MERRY CHRISTMAS - NO BEE IN DECEMBER!	



NORTHERN SHENANDOAH VALLEY QUILT SHOW NEWS

Registration -

Registration has closed! Wowie - lots of quilters submitting quilts early.

Now, don't forget to put a 4 inch hanging sleeve on the back of your quilt. Need help? Just go to the link below and you will find helpful instructions on how to make a hanging sleeve.

<https://www.nsvquiltshow.com/hanging-sleeve-directions>



AVNT Challenge -

In addition to our regular show and tell, don't forget we want to see all the AVNT Challenge quilts at our March 12th meeting. If you have submitted other quilts as general or show theme and want to show them to use, please bring them to Show and Tell, too.



AVNT Community Service Table -

The Community Service Table is one of the most important aspects of the quilt show for our club. This is where we meet and greet community members, tell them about our club, get their information on "interest sheets", tell them about our charity projects - for people and for shelter pets. And for this show, this is where we have for sale our famous AVNT Cookbook. We need engaging members to man this table for this most important community outreach. Sign Up sheets will be available at the February and March meetings and bees. We need your help with this table! Sign Up! Have some great social interaction! Sell some Cookbooks! AVNT needs your help.

ARTISAN Boutique

Get Ready for Summer

With a Pool Chair Cover—with all the extras

The quilt show is in 1 month and WE NEED YOU to create product to sell at the Artisan Boutique!

This great summer item transforms from a purse into a towel with pillow and pockets. What a great gift! It's made with stretchy fabric to fit almost any lounge chair and if you don't do zippers, create your pockets without zips. Sew EASY!

<https://sewcanshe.com/diy-pool-chair-covers-with-all-the-extras/>

Questions? Comments? Suggestions?
Please contact your trusty
Artisan Boutique co-chairs:

Stacy Hetzel
StacyHetzel@gmail.com

Katherine Genung
Katherine@twogenungs.com



<https://sewcanshe.com/diy-pool-chair-covers-with-all-the-extras/>



VOLUNTEERS

SHOW TIME IS ALMOST HERE! ALL THE AMAZING QUILTS ARE REGISTERED; ALL THE VENDORS ARE EXCITED TO BE RETURNING TO OUR SHOW; AND NOW THE THIRD IMPORTANT PART IS HERE: YOU!

Our show has earned a tremendous reputation in Virginia, as well as in states near and far. Part of that success is the atmosphere at our shows...warm, welcoming, excited to share with attendees. We know we can count on our members to make this show our best ever.

My role at this year's show is that of Volunteer Coordinator for 4 categories:

Admission desk

Raffle ticket sales

White Glove on the Quilt Floor

Take-down of the Show on Sunday afternoon

Volunteers for the Artisan Boutique, Community Service table, and Show set-up on Thursday will be managed by each group. This document will set the stage, with video training to follow in March.

Overall

Shifts this year will be 3-½ hours on Friday and Saturday; 3 hours on Sunday. Those who work 3 or more hours will receive wristbands, which will allow them to visit the Show every day if they wish.

Those who work less than 3 hours will have full access to the Show on the day they work. Keep in mind that you can do more than one shift.

Admissions

Job requirement: Bright, enthusiastic demeanor. Ability to sit for 3+ hours. Ability to handle cash and make change, as well as complete credit card transactions on the Square device. Duties also include handing out

programs, ballots, and placing wristbands on paying guests. You will also award some lucky guests with a door prize at timely intervals. Coordinate cash buildup with Show Treasurer, Carol Oliveri.

Raffle Tickets

Enthusiastic and welcoming demeanor. Ability to handle cash, make change, and if necessary, complete credit card transactions. Coordinate cash buildup with Show Treasurer, Carol Oliveri.

White Glove

Job requirements: Welcoming and helpful demeanor. Ability to stand and roam an aisle for 3+ hours (there is a break area on the gym floor with bottled water & a chair for brief respites.) Ability to answer questions about the quilts, the voting process, and directions to places like the Artisan Boutique, and Cafe and other vendors area. Willingness to insert oneself when there is particular interest in a quilt and offer to show the back using a gloved hand. Able to discourage guests from touching the quilts with a smile.

Take-down

Starts at 4:00 sharp on Sunday. The entire gym and SeniorCenter must be disassembled in one hour. Job requirements: strength and fitness to carry somewhat heavy poles to the trailer. Height is a plus. Willingness to politely offer to help vendors pack up if necessary. Feel free to sign up husbands, and high school/college sons. Less strength-dependent jobs like folding quilts and placing them in specific holding areas by alphabetical order of quilter's last name. This is essential to the orderly pace of the pick-up process.

HOW TO SIGN UP AS A VOLUNTEER:

Signups are VERY easy this year. They will be by email, which will start on MARCH 1 and continue until all the shifts are assigned.

The email address for sign-up is:

nsvqsvolunteers@gmail.com

WHAT TO INCLUDE IN YOUR SIGN-UP REQUEST:

Send an email starting MARCH 1 containing:

Your name and email address

Your Quilt Group

Your Cell phone number

Date and Time you wish to work

- If you would like to work with a friend, one email with information for EACH person is sufficient.
- You may also sign up for more than one shift/category on the same email.

You will receive an email confirmation of your successful signup. If the requested shift is already filled, you will receive an email telling you and offering other available days/times.

NOTE Emails sent prior to March 1 will **NOT** be counted. You must wait until March 1. Spaces will be assigned by date and time on the email.

NOTE: The Committee has asked that no person offer to help at random. You must be signed up and on a list.

As mentioned earlier, our show has developed a great reputation. Our volunteers have helped build that image. We count on you to help the Northern Shenandoah Valley Quilt Show to be another success. That is why we are providing training this year that will conveniently come directly to you as an email attachment. During the month of March, confirmed volunteers will receive a video for their shift category directly to their email. The video will contain useful information for your tasks. If this is your first time volunteering, you will gain needed information that will help you to feel

more confident in your role. If you are a returning volunteer, this will be a refresher course and may even have tidbits (like how the ballots will work this year) that will be essential and new to you.

We ask that you view the video when you get it, and again within one week of the show start date. If you have any questions, send an email through the volunteer email nsvqsvolunteers@gmail.com and you will be contacted by Kathleen. If an urgent contact is necessary, e.g., illness on your assigned Show date, CALL Kathleen at (443) 866-4120.

Thank you for your attention - I look forward to meeting and working with each of you. I would like to convey sincere thanks from everyone on the Show Committee for your willingness to work toward the success of YOUR Show.

Kathleen Hintz
Volunteer Coordinator
(443) 966-4120

khintz24@gmail.com for urgent matters. Do not use this email to sign up.

February 1, 2026

CALL TO THE COMMUNITY

Join Us in Honoring Those Enslaved at Belle Grove!

Come be part of a powerful community project: the creation of memorial quilts honoring the 270 individuals enslaved at Belle Grove from the 1780s to the 1860s.

Community members stitched the name and birthdate of each person onto fabric blocks. Textile artist Carole Gary Staples of Ohio arranged these blocks into family trees, framed by vibrant African batik fabrics. Local quilt expert Pam Pampe prepared the quilts for hand quilting.

The first quilt was completed and mounted on its frame last November. Now, we invite you to join us in the final steps of this tribute – hand quilting the second quilt, which we aim to complete by the end of March.

No prior quilting experience is required – you'll have the opportunity to learn and practice hand quilting. All materials and instructions will be provided. There is no charge to participate.

QUILTING SESSIONS AT BOWMAN LIBRARY:

January 7	12:30 PM – 4:30 PM
January 15	10:00 AM – 2:00 PM
January 20	10:00 AM – 2:00 PM
January 27	10:00 AM – 2:00 PM
February 7	1:30 PM – 4:45 PM
February 11	10:00 AM – 1:30 PM
February 17	10:00 AM – 2:00 PM
February 25	10:00 AM – 2:00 PM
March 7	1:30 PM – 4:45 PM
March 13	10:00 AM – 12:00 PM

Address: Bowman Library, 871 Tasker Road, Stephens City, VA 22655

Help us stitch remembrance, honor, and community – one stitch at a time.

Set A Time to Sew

Barbara Gash
Detroit Free Press

We can be grateful for many advances in our sewing world.

We're glad to have new products to make the process more efficient, new books for reference and enjoyment, new classes to expand our horizons, new friends to share our enthusiasm for all forms of needlework.


Perhaps, though you're feeling frustrated because you have more ideas than actual time for executing them. A few suggestions:

Be realistic about what you can do. Choose a project that will give you pleasure, and work at it steadily.

- Be realistic about what you can do. Choose a project that will give you pleasure and work at it steadily.
- Make sure your work space is efficient and your equipment is up to date.
- Take advantage of small blocks of time and you will be surprised at how much can be done.

Rhonda Watson's 10 commandments were first printed in *Sew News* magazine:

1. Thou shalt put away no ironing board before its time.
2. Thou shalt not expect meals, clean laundry or a sparkling house when sewing calls.
3. Thou shalt walk through this room if treading on needles and pins.
4. Thou shalt not use my fabric shears.
5. Thou shalt not covet my sewing machine.
6. Thou shalt stick no unthreaded needles in the pincushion.
7. Thou shalt always remember a stitch in time saves nine.
8. Thou shalt not touch my organized mess.
9. Thou shalt remember that each item sewn is stitched with love and care.
10. Thou shalt praise God often for all creative talents.





Hildegard Strydom and Peggy Ronan
♡ Fine Needlework Demo ♡






Kathy Pietri
Scrappy BASKet Demo



Eileen Wall - Manx Demo





♥
Bee Day
with
Eileen Wall.





Carol Oliver



Lisa Rainey



Stacy Hetzel



Linda Bogart







**Katherine
Genung**



**Kathy
Cookson**





Eileen
Wall



AVNT Procedure for Charity Quilt Maker Raffle

The AVNT Board has decided to put a little spice into assembling and creating our quilts for charity.

- Each charity quilt completed and turned in between December and April will be entered into a May drawing for \$100 cash card. Likewise, charity quilts completed and turned in between May and November will be entered into a drawing for \$100 card in December..
- For each completed quilt given to the charity committee you will complete a ticket which will be placed into the drawing. The ticket must be received on the day the quilt is turned in.
- At each meeting and bee, someone will be designated to collect the quilts and tickets.
- The drawings will be held during the biannual luncheons.
- The more quilts you complete, the more the chances to win the prize.
- If more than one person worked to complete the quilt, each person's name is added to one ticket, and if drawn, the prize will be divided amount the sewers.

Help AVNT keep our records complete and accurate by completing this form and pinning it to your donated quilt.

ONE FORM FOR EACH DONATED QUILT.

Your form will be entered into the biannual AVNT Charity Quilty Drawing for an opportunity to win a cash card.

I made the quilt top (enter name & email below)

I did the quilting and binding from a kit (enter name & email below)

I made the entire quilt – start to finish (enter name & email below)

Date Donated to AVNT -----

Help AVNT keep our records complete and accurate by completing this form and pinning it to your donated quilt.

ONE FORM FOR EACH DONATED QUILT.

Your form will be entered into the biannual AVNT Charity Quilty Drawing for an opportunity to win a cash card.

I made the quilt top (enter name & email below)

I did the quilting and binding from a kit (enter name & email below)

I made the entire quilt – start to finish (enter name & email below)

Date Donated to AVNT -----