



July 2025

Email: AVNTQuilters@gmail.com

Also find us at Facebook (for members only at their request)

Website: www.avntquiltguild.org

* * *

The Apple Valley Needle Threaders meet at
Berryville VFW on the second Thursday of each month.

Meetings are from 9:30 a.m. -11:30 a.m.

Quilt Bees are held on the fourth Thursday and start at 9:30 a.m.

The VFW is located at 425 S. Buckmarsh St, Berryville, VA 22611

AVNT Board Members 2024-2025

President - Barbara Corey

Treasurer/Budget - Kate Carey

Secretary - Melissa Mattice

Care and Comfort Coordinator - Peggy Ronan

Programs - Linda Suter

VFW Liaison for Meetings and Speakers - Brenda Goodwin

Newsletter/Members Roster/Photographer - Pamela Lakin

Photographer - Diana Anglero, Linda Suter and Kathleen Hintz

Director at Large - Kathleen Hintz

AV Set-Up - Mary Libby

Other AVNT Committees 2024-2025

Sunshine - Rebecca Harriett

Kennel Quilts - Stephany Wisecarver

Care and Comfort - Diana Anglero, Arden Eden, Pam Jones,

Carolyn Mathieu, Kate Carey and Felicia Finneran

Membership / New Members/Welcome Packages - Mary Libby



AVNT President's Message - Barbara Corey

July 2025

Greetings from Richmond, VA! I am just back from my trip to Richmond. This was the first "Road to Richmond" event and all in all it was a good experience. I took a class on curved quilting which was informative. The teacher had some good tips for creating the stitching with a domestic machine. She believed in lots of pins though which was a bit tedious. The other class was a variation of a storm at sea pattern which involved lots of cutting but is going together well. Lastly, I went to a discussion about creating a quilted jacket. The teacher was quite remarkable and gave so many tips for making a quilted jacket. Lots of vendors who looked familiar and others I have never seen. I tried to recruit for our quilt show since we have one booth left. I saw lots of folks I know which is always fun.

I bumped into Kylie Feron, our June speaker. I let her know we really enjoyed her presentation. She showed us some beautiful patterns and her fabric line which is coming out in September. I missed the bee, but I know Linda did a great job of carrying on with boutique ideas.

If you have not answered the cookbook survey, please do it now so we can decide whether to move forward on this project. Also, there are many seats open on the bus to Lancaster. We will need more participants to make it a successful activity so gather your friends and get a ticket now.

Have a super 4th of July and I hope to see you at our July meeting. Of course, stay cool. It is a good time to stay inside and sew!



Show and Tell

Thirty two members attended our May meeting. Colleen Stivers won the door prize. Eleven members shared Show and Tell.

Those included Katherine Genung, Stacy Hetzel, Peggy Ronan, Kathy Pietri, Carolyn Mathieu, Kate Carey, Kathleen Hintz, Linda Suter, Kathy Cookson, Joyce Carrier, and Helen Kardos. At our June Bee, Linda Suter did a workshop on origami bags and a simple tote bag. .



Colleen Stivers




July Birthdays

Kathleen Hintz
Mary Libby
Pam Tessmer
Linda Bogart



Rebecca Harriett is our club contact for Sunshine or Sorrow cards. Let her know of any events in our members' lives to acknowledge with a card.

EMAIL: rlharriett@gmail.com



ARTISAN Boutique

Retro Drawstring Bag

The quilt show is in 9 months and WE NEED YOU to create product to sell at the Artisan Boutique! Here is a link to a cute little Retro Drawstring Bag. It's great for small gifts as wrapping—like getting 2 gifts because the bag is a gift too! Try it out this month, and turn it in anytime. Go to <https://aspoonfulofsugardesigns.com/retro-drawstring-bags/>, or download these [written instructions](#) and get stitching.

Questions? Comments? Suggestions?
Please contact your trusty
Artisan Boutique co-chairs:

Stacy Hetzel
StacyHetzel@ymail.com

Katherine Genung
Katherine@twogenungs.com



Here is the link to the written instructions:

<https://drive.google.com/file/d/1ImQOEmjvFJEZ7IeHtBpjgbeVRJhqanhn/view>

Here is the link to the tutorial on the website:

<https://aspoonfulofsugardesigns.com/retro-drawstring-bags/>



artisticartifacts.com/collections/retreat

Check out Artistic Artifacts for more information on the retreats. Kathy Pietri went to India with them last fall.



Kennel Quilts - Stephany Wisecarver

Summer is great time to make kennel quilts and kitty fleecies! They are small projects that can be easily done without a big commitment of time- especially the kitty fleecies!

Thank you to the ladies who made the 12 kennel quilts and 3 kitty fleecies i received!

Just a reminder - kennel quilts are 12"x18", no binding, sewn and quilted with small (2 mm stitches), made from any washable fabric with no loosely woven threads for animals to catch their paws on. Fleecies are fringed approximately 20 inch squares. Flannels are enveloped, same finish and dimensions and also stitched about 2 " from each side.



Care and Comfort - Peggy Ronan

Greetings to all!

I know we have new members, so I thought it would be a good idea to let you know that our guild is blessed to have an abundance of fabric for charity quilts. In addition, you can get batting for charity quilts here.

We also own a Go cutter with the ability to cut up to 8 layers of fabric in the following sizes and you are welcome to come to my home to use the cutter.

- * 1.5" strips (five at a time)
- * 2.5" strips (three at a time)
- * 3.5" strip (one at a time)
- * 4.5" square
- * 6.5" square

We have received a very nice Thank You note for the quilts that were delivered to Winchester Medical Center. They love getting quilts for cancer patients who are there for chemo, as well as other patients who are hospitalized. I know they also use them for infants; I will check to see what their wishes are for sizes, etc.

Last but not least, a very small book titled "Quilting, Quotations Celebrating an American Legacy was found folded into one of the quilts that were donated last meeting. Please contact me if you would like it back. I will bring it to the next meeting.

Thank you for your continued support for our charity efforts. Every stitch is appreciated!

Project Linus will be our guests this December.



Blanket Sizes

Isolette

- Isolette size blankets should be 35" x 35"
- Bright colors, please use 100% cotton fabric.
- No batting
- Flannel on the back
- Simple quilting
- Can be made with 1 layer of flannel with binding

Consider making the Bonding Hearts (Lovies) for the families. I will have patches on hand for you to sew together.

The hospital is asking for this size to use for both babies and Isolette.

Baby/Toddler – 0 to 4 yrs

- Baby/Toddler sized blankets should be 40" x 45"
- Knitted and crocheted blankets must be a tight weave to keep tiny toes and fingers from getting tangled.
- Use cotton fabric, cotton or acrylic yarn. No wool or wool blend yarn.
- Quilts may be machine quilted or tie quilted. If you tie, please use embroidery thread rather than yarn. You can hand quilt.
- If using flannel or fleece backing, no batting needed.

Child – 5 to 9 yrs

- Child sized blankets should be 45" x 55"
- Use cotton fabric, cotton or acrylic yarn. No wool or wool blend yarn.
- Quilts may be machine quilted or tie quilted. If you tie, please use embroidery thread rather than yarn. You can hand quilt.
- If using fleece backing, no batting needed.

Tween – 10 to 13 yrs

- Pre-teen/Teen sized blankets should be 45" X 60"
- Use cotton fabric, cotton or acrylic yarn. No wool or wool blend yarn.
- Quilts may be machine quilted or tie quilted. If you tie, please use embroidery thread rather than yarn. You can hand quilt.
- If using fleece backing, no batting needed.

Teen – 14 to 18 yrs

- Teen sized blankets should be 50" X 70"
- Use cotton fabric, cotton or acrylic yarn. No wool or wool blend yarn.
- Quilts may be machine quilted or tie quilted. If you tie, please use embroidery thread rather than yarn. You can hand quilt.
- If using fleece backing, no batting needed

We welcome fleece blankets

- Fleece blankets are great for groups to create.
- Suggested size is: Width of fabric x 1 ½ to 2 yards. If you are making a fleece blanket, they can be single or double.
- Use clips instead of straight pins to hold together.
- Please remove selvages. If you have any questions about how to make them, please reach out to us for additional information.
- You can tie, sew or crochet the edges for the fleece blanket.
- We have some great patterns to use.

Before turning in your blankets

- Check your blanket carefully for straight pins. If possible, use clips, it's better you find that pin and not the child who receives your blanket.
- All Blankets and Fabric must come from a smoke free environment.
- Be careful that blankets are free of pet hair.
- If you do wash your blanket, use a fragrance-free detergent and fabric softener
- Do not put yarn fringe on afghans.

Remember bigger is usually better. Small children can grow into a large blanket, but can quickly grow out of a small one.

Thank you

Agnes and the Leadership Team (Diane, Jan, Kathy, Mary Ellen and Meg)



Dues

Along with this newsletter you will receive a copy of the 2025-2026 Membership Form. Our new fiscal year will begin in September, but we are starting early. Forms will also be available at all meetings.



Museum Minute - Nyra White and Heidi Haynes

Coming Soon!

July 12-13. Bus Trip to Quilt National '25. Enjoy an overnight trip to see Quilt National with other quilters and VQM staff. Register at www.vaquiltmuseum.org and join the road trip to Dairy Barn Arts Center in Athens, Ohio!

Current Exhibits:

Continuing Tradition: Contemporary Embroidery by 16 artists, curated by Trudi Van Dyke and sponsored by TOVA. On exhibit until September 30.

VQM 30th Anniversary Exhibit: Amazing mini quilts made by friends of the museum. Enjoy the honeybee logo in each quilt and the pearls, symbolic of a 30th anniversary. Come celebrate the museum's past, present and future!

Looking ahead:

Quilt Evaluation Day August 1 with quilt historian Mea Clift! Reserve a spot at www.vaquiltmuseum.org

Quilt History Bootcamp August 2: Are you curious about quilting and the stories they can tell us? Learn how to determine when a quilt was made and much more! Spend a day with Mea Clift and Alicia Thomas featuring three lectures and a quilt turning of 30 quilts. See the schedule and register at www.vaquiltmuseum.org

Harvest Time Mini Quilt Challenge deadline to enter August 26 and displayed starting Sept. 2. Think fruits, vegetables, apple cider and all things of our beautiful fall season! Get the instructions and entry form on www.vaquiltmuseum.org

A Birthday Bash! August 23. Free admission, cake, ice cream and ukulele music by the Shenandoah Valley Ukulele Players (11-12:30) to celebrate 30 years of VQM!

VQM's Barn Quilt Collection Virtual Exhibit. Throughout the town of Dayton, discover barn quilts derived from an antique quilt in the museum's collection. Locations for each quilt and their unique stories can be found at the museum. To October 4.

Barn Quilts raffle! Winning tickets drawn October 8. A Barn Quilt takes the concept of a quilt square and recreates the design to be displayed on a barn or other structure. Each of the ten 24" x 24" offered pieces is inspired by a quilt from the VQM Collection. See the website for a virtual exhibit of the quilts that inspired the raffle items. Ten unique and colorful quilts are available! One - or more - could be yours!

Visit our new location at The Silver Lake Mill, 2328 Silver Lake Rd. Dayton, VA Hours: 10:00-4:00 Tuesdays through Saturdays. Admission, \$8.00; Age 65 plus, \$7.00, VQM Members: Free.
--



Linda Suter

AVNT Program - July 10, 2025

Entertainment by all.

OK everyone, stuff happens and for July our planned guest speaker had another commitment, so we have to reschedule Cathy Walker of Sew Chaotic.

Taking advantage of this opening, we will focus on two different activities -

Unique Show and Tell

Brainstorming AVNT's Celebration of the 250th Birthday of the USA in 2026

UNIQUE SHOW AND TELL

Do you have a quilt that did not turn out right? Or that is totally off in color way or block matching or other wonky thing? Do you have your first creation? Do you have something that you laugh at now, but not so much at the time? Bottom line - we want to have a UNIQUE SHOW AND TELL of projects and the stories behind them.

BRAINSTORMING AVNT CELEBRATION OF USA's 250TH BIRTHDAY IN 2026

AVNT wants to celebrate this great country with a special program. But exactly how do we do this? We can celebrate all the organizations that serve to keep us safe - veterans (VFW and American Legion), police, fire and rescue, etc. But how shall we do this? And when shall we do this? July? November? Who will volunteer to serve on the committee? We need to come up with a plan.

Please come and help with this special program. Your Board Members need assistance.



AVNT Bee Day - July 24, 2025 - NO BEE AT THE VFW



Field Trip to the Virginia Quilt Museum

We have arranged for our members to have a special "behind the scenes" tour of the Virginia Quilt Museum. AVNT is paying for the tour, which includes your admission to the museum.

Logistics

This is a carpool field trip. We encourage you to grab a few quilting friends who can meet up and carpool to the museum. From a previous visit to the museum, this works very well and gives flexibility as our members live far and wide throughout the tri-state area.

Specifics

We will meet up at the museum at about 10-10:15 am on July 24, 2025. We have booked our tour to start at 10:30 am for those who might be time challenged.

Lunch

After our visit to the museum, we can gather for lunch at a lovely family run restaurant right around the corner from the museum - The Harvest Table located at 3092 John Wayland Hwy, Dayton, VA 22821.

Shopping

Or, if you prefer, you can go shopping at the Patchwork Plus <https://patchworkplus-quilting.com/> advertised as the largest in Virginia! It is located at 17 Killdeer Lane, Dayton, VA 22821.



American Quilter's Society

AVNT Lancaster AQS Quilt Show

AVNT is sponsoring a bus trip to the AQS Lancaster Quilt Show again. Sign up early so you don't miss out. This trip sold out last year!

Any questions, contact our bus trip coordinators - Kate Carey at quiltsbyksc@gmail.com - or - Barbara Lake at barblakeo9@yahoo.com

Either sign up at an AVNT meeting or complete this coupon and mail it along with your payment per the instructions on the coupon.

Coupons



Name _____

Email _____

I will attend the “grab your quilting buddy” field trip to the newly relocated Virginia Quilt Museum in Dayton, VA.

Number of people in addition* to yourself that will be attending _____

** You may bring a friend, neighbor, or relative along.*

Complete and mail this form to

Kate Carey, 401 Hancock Court, Berryville, VA22611



American Quilter's Society

Payment Coupon For

SEPT 11th - LANCASTER QUILT SHOW BUS TRIP - \$55

Name _____

Email _____

Cell Phone _____

Check # or cash amount _____

Pick Up Location (Circle one)

Parks and Rec Center, Berryville, VA

Food Lion Charles Town, WV Parking Lot

Complete and mail this form and your check made out to AVNT and mail to Bus Trip Coordinator:

Kate Carey, 401 Hancock Court, Berryville, VA 22611




Calendar -We are diligently working on filling up our calendar for 2025. Take a careful look - new programs and bees have been added.


AVNTCALENDAR 2025			
7/10/25	Unique Show and Tell 250th USA Birthday Celebration Ideas	7/24/25	Virginia Quilt Museum - carpool field trip Sign up required
8/14/25	Sarah Thomas - Sariditty - talk and trunk show	8/28/25	Bee
9/11/25	SAVE THE DATE - SIGN UP EARLY - THIS SOLD OUT LAST YEAR AQS Show in Lancaster Bus Trip	9/25/25	Bee
10/9/25	Northern Shenandoah Valley Quilt Show information meeting	10/23/25	Sarah Thomas of Sariditty - workshop - color Sign up required tbd fee
11/13/25	Susanne Jones - Fabric as an Art Medium https://susannemjones.com/about-the-artist/ Talk and trunk show.		NO BEE - HAPPY THANKSGIVING!
12/11/25	AVNT Potluck Christmas Luncheon Project Linus		NO BEE - MERRY CHRISTMAS!



June 10, 2025



KILEY'S
QUILT ROOM



Bee Day



June 26

