




BELGARD®  
PAVES THE WAY

PRODUCT CATALOG





# LOCAL SERVICE NATIONAL REACH

Belgard® has been North America's number one brand of pavers and landscape wall products for over 25 years.

The only nationwide provider of hardscape products, we have established ourselves as an industry leader and dedicated partner to homeowners and industry professionals alike. With over 20,000 hours each year dedicated to research and development, we are renowned for paving the way with expertise and innovations that guide industry trends.

Backed by a national infrastructure of more than 150 operating locations, every town is our town. Our network of Belgard Authorized Contractors is trained to deliver superior craftsmanship, and our products set the standard for quality. We proudly stand behind those products with a lifetime transferable limited warranty, giving you the peace of mind to know that your outdoor space will retain its beauty for years to come.







# 6 UNIQUE LOOKS TO FIT ANY STYLE

*Collections by Belgard®*, a simple, straightforward way to navigate our product offerings. Sorted by texture, each collection is a sampling of products that look great together no matter the application.

**M** METROPOLITAN  
Smooth finish. Straight lines.

**L** LEGACY  
Soft edges. Split face.  
Accent pieces.

**E** ENVIRONMENTAL  
Permeable. Eco-Friendly.

**N** NATURAL  
Look of slate and worn stone. Sculpted.

**H** HERITAGE  
Antiqued. Tumbled.

**P** PORCELAIN  
High-definition.  
Unbeatable durability.



**NOTE:** Belgard® cannot guarantee printed color swatches will match actual product. All colors shown are approximate representations of the standard product. Actual colors may vary slightly due to batch variances and environmental conditions at time of photography. Actual sizes may vary by region. Please contact your local Belgard representative for accurate samples, availability and pricing.





See page 6 for Belgard's  
2021 Color of the Year



22

## PRODUCT FEATURES

Tru-Scapes Lighting .....	p. 8
Versatile Landscaping .....	p. 66



48



70

## PAVERS

### METROPOLITAN

Dimensions™ .....	p. 24
-------------------	-------

### NATURAL

Origins™ .....	p. 26
Mega-Arbel™ Patio Slab .....	p. 28

### HERITAGE

Dublin Cobble® .....	p. 30
----------------------	-------

### LEGACY

Holland Stone .....	p. 32
London Cobble .....	p. 34

### ENVIRONMENTAL

Aqualine .....	p. 36
Turfstone™ .....	p. 37

### PORCELAIN

Quarziti 2.0 .....	p. 40
Glocal .....	p. 42
Silverlake .....	p. 43
Verona™ .....	p. 44
Noon .....	p. 45
Unico .....	p. 46

## WALLS

### METROPOLITAN

Melville™ Wall .....	p. 52
----------------------	-------

### NATURAL

Belair Wall® .....	p. 54
Diamond Pro® PS Quarried Face .....	p. 56
Hillcrest™ Stone .....	p. 57

### HERITAGE

Celtik™ Wall & Pier Kit .....	p. 58
Weston Stone™ .....	p. 60

### LEGACY

Diamond® 9D .....	p. 62
Diamond Pro® .....	p. 63
Diamond Pro® PS .....	p. 64
Highland Stone® .....	p. 65

## VERSATILE LANDSCAPING

### NATURAL

Ashlar Tandem™ .....	p. 68
----------------------	-------

## FIRE FEATURES

### NATURAL

Bordeaux™ Series .....	p. 72
Bristol™ Series .....	p. 73

### HERITAGE

Weston Stone™ Traditional Fireplace .....	p. 74
Weston Stone™ Fire Pit Kit .....	p. 75

## ACCESSORIES

### NATURAL

Landings™ Step .....	p. 78
Henley Collection™ Pier Cap .....	p. 79

### LEGACY

Marina™ Coping .....	p. 80
Anglia Edger® .....	p. 81



## 6 YEARS OF INSPIRING OUTDOOR LIVING DREAMS TOGETHER

Our long-term sponsorship of the HGTV® Dream Home means collaborating with top design professionals to create trend-forward outdoor spaces that inspire millions of homeowners.

VISIT [Belgard.com/HGTVDreamHome](http://Belgard.com/HGTVDreamHome)  
FOR MORE THROWBACK PHOTOS FROM THE LAST FIVE YEARS

**TOP:** ASHLAR TANDEM SEAT WALL & CATALINA SLATE

**BOTTOM:** CATALINA SLATE & BORDEAUX GRILL ISLAND

**RIGHT:** BORDEAUX FIREPLACE AND WOOD BOXES & CATALINA SLATE



HGTV, HGTV Dream Home, HGTV Dream Home Giveaway and their associated logos are trademarks of Discovery or its subsidiaries and affiliates. All rights reserved.  
Photos © 2016 - 2019 Discovery or its subsidiaries and affiliates. All rights reserved.





Escape back to the idyllic retreats of HGTV® Dream Home

HGTV  
**DREAM HOME**  
2020  
PROUD SPONSOR



**LEFT:** MELVILLE PLANK, MELVILLE TANDEM FIREPIT, ASHLAR TANDEM PLANTER BOX, LANDINGS STEP & TURIN STEP STONES

**TOP:** MELVILLE PLANK

**BOTTOM:** TURIN STEP STONES, MELVILLE PLANK, & ASHLAR TANDEM GRILL ISLAND

**2019**

WHITEFISH, MONTANA

This **MODERN MOUNTAIN HIDEAWAY** featured seamless transitions between the indoor and outdoor spaces to enhance the dramatic view.

**2020**

HILTON HEAD ISLAND, SOUTH CAROLINA

This **COASTAL LOWCOUNTRY RETREAT** embraced the marsh-front backdrop by weaving organic elements and textures throughout the entire space.


LOOK FOR US IN THE  
2021 HGTV DREAM HOME!








**MARIGOLD**  
Belgard Color of the Year



*Combine Marigold with 2020 Color of the Year, Terrarium, to energize your outdoor spaces.*





# BRIGHTEN *your* SPACE

*with Belgard's Color of the Year*

A versatile and vibrant hue, Marigold pairs well with neutrals to add a boost of energy to the Naturalism trend.

Tying in perfectly with last year's pick, Terrarium, this punchy Color of the Year acts like a ray of sunshine to add a cheerful vibe to your outdoor spaces.



**MARIGOLD**  
Belgard Color of the Year





# LIGHT *up the* NIGHT



## BLUETOOTH® TRANSFORMERS

App based transformer allows for easy set-up and programming

Smart Bluetooth wireless landscape lighting transformer with a dashboard to check status and manually control the lights



150 Watt



300 Watt





## LOW VOLTAGE PATHWAY LIGHTS for Pathways, Patio Edges & Flower Beds



Traditional Path Light



Classic Path Light



Modern Path Light



Lantern Path Light



## ACCENT/SPOT LIGHTS for Plants, Trees, Houses & Landscape Features



Traditional Accent Light



High Power Accent Light



Wall Wash Light



## PAVER LIGHTS for Walkways



6-Inch



8-Inch



9-Inch

## HARDSCAPE LIGHTS for Steps & Walls



7-Inch



## PILLAR LIGHTS for Pillars & Columns



Traditional Pillar Light



Modern Pillar Light



Noble Pillar Light







**WATER**



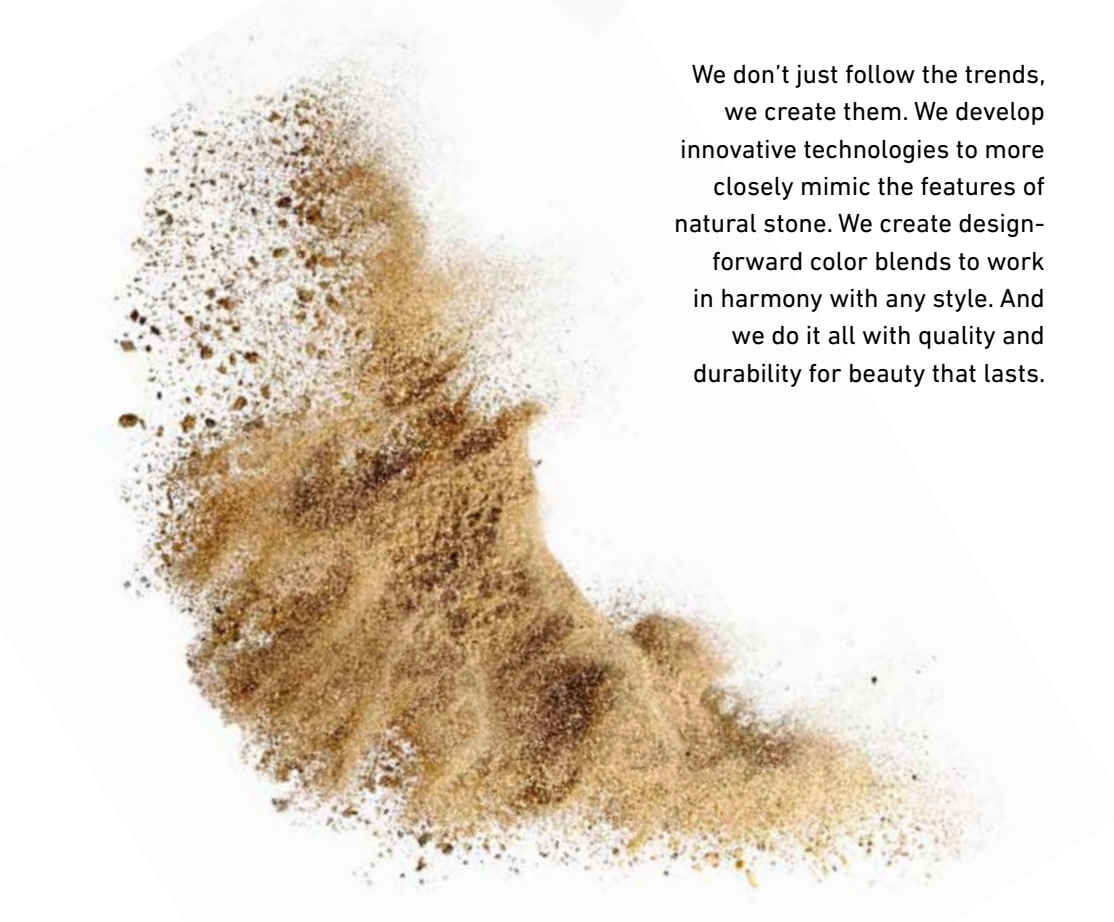
**PIGMENT**



**COARSE  
& FINE  
AGGREGATE**

# SEE WHAT WE'RE MADE OF

We don't just follow the trends, we create them. We develop innovative technologies to more closely mimic the features of natural stone. We create design-forward color blends to work in harmony with any style. And we do it all with quality and durability for beauty that lasts.



**PORTLAND  
CEMENT**



# TEXTURE

Texture plays an integral role in outdoor living design. The textures chosen can add a dimensional aspect, a time-worn aesthetic or an element of sophistication.



SLATE / RUSTIC




SCULPTED



COBBLED



DIMPLED



SMOOTH / GRANA



STANDARD



DISTRESSED



TUMBLED

# SCALE

Depending on the design goals, the shape and size of a paver can help make an outdoor space look more cozy, more open and contemporary, or more in harmony with the surrounding environment.

4" X 8"  
HOLLAND STONE



5" X 11<sup>1</sup>/<sub>16</sub>"  
MELVILLE™ PLANK



6" X 12"  
DIMENSIONS™



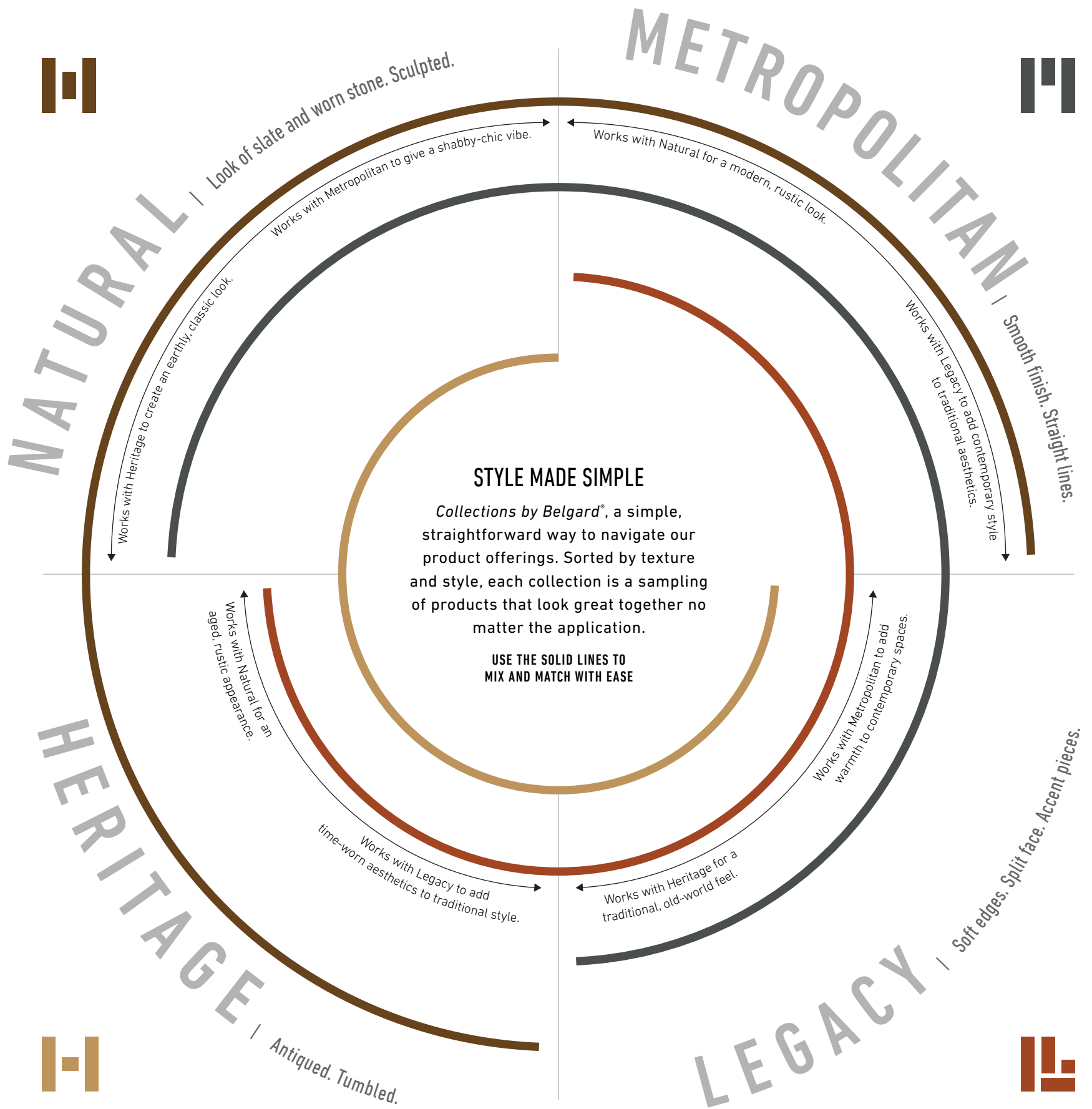
15<sup>5</sup>/<sub>8</sub>" X 11<sup>1</sup>/<sub>16</sub>"  
MEGA-ARBEL™




15<sup>1</sup>/<sub>4</sub>" X 23<sup>3</sup>/<sub>16</sub>"  
TURFSTONE™












## METROPOLITAN & LEGACY

The soft edges of Legacy accent the smooth, straight lines of Metropolitan



## HERITAGE & LEGACY

Use the Legacy collection to accent the antiqued look of Heritage

# MIX, MATCH & MORE WITH COLLECTIONS



## NATURAL & METROPOLITAN

The sculpted look of Natural provides textural contrast to the smooth finish of Metropolitan



## NATURAL & HERITAGE

The worn stone slate of Natural pairs well with the antiqued look of Heritage







*Top: Celtik® Wall in Sable Blend, Holland Stone in Charcoal, Tru-Scapes Lighting*

*Bottom: Mega-Arbel® in Sable Blend*

*Right: Diamond® 90 in Danville Blend and Landings™ Step in Sable Blend*















*Top: Marina™ Coping in Fossil Beige*

*Bottom: Holland Stone in Sable Blend and Liberty Blend*

*Left: Old York™ in Charcoal ©Jared Kuzia for This Old House*







*Top: Celtik® Wall in Bella*

*Bottom: Lafitt® Rustic Slab in Danville Blend, Holland Stone Paver in Charcoal and Belair Wall® in Danville Blend*

*Right: Lafitt® Rustic Slab in Sillex Blend*
















*Top: Dublin Cobble® in Sable Blend*

*Bottom: Noon Porcelain Paver in Daylight*

*Left: Belair Wall® in Danville Blend*







LEGEND



METROPOLITAN



NATURAL



HERITAGE



LEGACY



ENVIRONMENTAL



PERMEABLE



VEHICULAR USE



# PAVERS



## METROPOLITAN

**24**  
Dimensions™

## NATURAL

**26**  
Origins™

**28**  
Mega-Arbel®

## HERITAGE

**30**  
Dublin Cobble®

## LEGACY

**32**  
Holland Stone

**34**  
London Cobble

## ENVIRONMENTAL

**36**  
Aqualine™

**37**  
Turfstone™

*slate*  
*smooth*  
*tumbled*





**NEW**  
**DIMENSIONS™**  
*3-PIECE SYSTEM*



BELLA



DANVILLE BLEND



MOUNTAIN MIST




SABLE BLEND



SMOOTH  
 MODULAR  
 MODERN

**DIMENSIONS 6 | 60MM**



3 x 6 x 2 3/8    6 x 6 x 2 3/8    6 x 9 x 2 3/8

**DIMENSIONS 12 | 60MM**



6 x 12 x 2 3/8    12 x 12 x 2 3/8    18 x 12 x 2 3/8

**DIMENSIONS 18 | 60MM**



9 x 18 x 2 3/8    18 x 18 x 2 3/8    27 x 18 x 2 3/8

**ACCENT | 60MM**



6 x 9 x 2 3/8











NEW

# ORIGINS™

3-PIECE SYSTEM



BELLA



DANVILLE BLEND



MOUNTAIN MIST




SABLE BLEND




TEXTURED  
SLATE  
MODULAR

ORIGINS6 | 60MM




3 x 6 x 2 3/8    6 x 6 x 2 3/8    6 x 9 x 2 3/8

ORIGINS12 | 60MM



6 x 12 x 2 3/8    12 x 12 x 2 3/8    18 x 12 x 2 3/8

ORIGINS18 | 60MM\*



9 x 18 x 2 3/8    18 x 18 x 2 3/8    27 x 18 x 2 3/8

ACCENT | 60MM



6 x 9 x 2 3/8











# MEGA-ARBEL<sup>®</sup>

*PATIO SLAB*



FOSSIL BEIGE



SABLE BLEND



FLAGSTONE  
ORGANIC  
HARMONIOUS

**PATIO SLAB | 60MM**



15<sup>3</sup>/<sub>8</sub> x 21 x 2<sup>3</sup>/<sub>8</sub>











# DUBLIN COBBLE®



BELLA



CHARCOAL\*



FOSSIL BEIGE



SABLE BLEND



CLASSIC  
ANTIQUED  
ELEGANT

3-PIECE MODULAR | 60MM



5<sup>5</sup>/<sub>16</sub> x 2<sup>15</sup>/<sub>16</sub> x 2<sup>3</sup>/<sub>8</sub>



5<sup>15</sup>/<sub>16</sub> x 5<sup>15</sup>/<sub>16</sub> x 2<sup>3</sup>/<sub>8</sub>



5<sup>15</sup>/<sub>16</sub> x 8<sup>7</sup>/<sub>8</sub> x 2<sup>3</sup>/<sub>8</sub>

6 X 9



5<sup>15</sup>/<sub>16</sub> x 8<sup>7</sup>/<sub>8</sub> x 2<sup>3</sup>/<sub>8</sub>

\*Only available in 6x9











# HOLLAND STONE




CHARCOAL



FOSSIL BEIGE



LIBERTY BLEND



SABLE BLEND



CLASSIC  
ACCENT  
SMOOTH

60MM



$3\frac{1}{16} \times 7\frac{7}{8} \times 2\frac{3}{8}$











# LONDON COBBLE



BELLA



CHARCOAL\*



FOSSIL BEIGE



SABLE BLEND



VERSATILE  
TAILORED  
PILLOW-TOP

3-PIECE MODULAR | 60MM



3 x 6 x 2<sup>3</sup>/<sub>8</sub>



6 x 6 x 2<sup>3</sup>/<sub>8</sub>



6 x 9 x 2<sup>3</sup>/<sub>8</sub>



6 x 6 x 2<sup>3</sup>/<sub>8</sub>

6 X 6



6 x 9 x 2<sup>3</sup>/<sub>8</sub>


\*Only available in 6x9.














FOSSIL BEIGE



SABLE BLEND




  
 MODULAR  
 SMOOTH  
 INTERLOCKING



# AQUALINE™

80MM



4½ x 9 x 3⅛

9L | 80MM\*



9 x 9 x 3⅛

\*Only available in Sable Blend





# TURFSTONE™



GRAY



UNIQUE  
ECO-FRIENDLY  
DURABLE

80MM



15 $\frac{3}{4}$  x 23 $\frac{5}{8}$  x 3 $\frac{1}{8}$





LEGEND



PORCELAIN



UNIFORM APPEARANCE



SLIGHT VARIATION



MODERATE VARIATION



SUBSTANTIAL VARIATION



REFLECTIVE SCALE



# PORCELAIN



## PORCELAIN

**40**  
Quarziti 2.0

**42**  
Glocal

**43**  
Silverlake

**44**  
Verona™

**45**  
Noon

**46**  
Unico

*stone finish*  
*wood finish*  
*concrete finish*

VISIT [Beldgard.com/Porcelain](http://Belgard.com/Porcelain)  
FOR MORE STYLES AND COLORS





# QUARZITI

## 2.0

### STONE FINISH



MOUNTAINS  
QR 02 NAT



WATERFALL  
QR 03 NAT



RIVER  
QR 04 NAT



MANTLE  
QR 05 NAT



AUTHENTIC  
DIVERSE  
NATURAL

*NOTE: This product can be installed  
using elevated systems.*

24 X 24



23.54 x 23.54 x 3/4

UNICO



12.99 x 23.54 x 3/4

See page 46  
for full product  
information.



*Spacers are required for all porcelain paver  
installations. For vehicular applications,  
there must be a mortar install over a concrete slab. Visit  
[Belgard.com/porcelain](http://Belgard.com/porcelain) for additional installation details.*


**MIRAGE**  
Porcelain. Design. Sustainability.











IDEAL  
GC 03



CLASSIC  
GC 05



GLOBAL  
LOCAL  
NUANCED

*NOTE: This product can be installed  
using elevated systems.*



SPECIAL  
ORDER

GLOCAL  
CONCRETE FINISH

*\*Special Order – set-up fees, lead times  
and freight charges may apply.*



*Spacers are required for all porcelain paver  
installations. For vehicular applications,  
there must be a mortar install over a concrete slab. Visit  
[Belgard.com/porcelain](http://Belgard.com/porcelain) for additional installation details.*

24 X 24



23.54 x 23.54 x 3/4

**MIRAGE**  
Porcelain Design. Sustainability



# SPECIAL ORDER

# SILVERLAKE

## STONE FINISH



BRAIES  
SK 01 ST



NEMI  
SK 04 ST



ORSI  
SK 06 ST



AUTHENTIC  
DIVERSE  
NATURAL

*NOTE: This product can be installed  
using elevated systems.*

24 X 24



23.54 x 23.54 x 3/4

24 X 48



23.54 x 47.17 x 3/4

*\*Special Order – set-up fees, lead times  
and freight charges may apply.*



*Spacers are required for all porcelain paver  
installations. For vehicular applications,  
there must be a mortar install over a concrete slab. Visit  
Belgard.com/porcelain for additional installation details.*

**MIRAGE**  
Porcelain Design. Sustainability.





BLUE STONE

VR 01 ST



TAOS

VR 02 ST



YUKON

VR 03 ST



PLATINUM

VR 04 ST



HARMONIOUS  
NATURAL  
STRIKING

*NOTE: This product can be installed  
using elevated systems.*

**SPECIAL  
ORDER**

**VERONA™**  
STONE FINISH

*\*Special Order – set-up fees, lead times  
and freight charges may apply.*



*Spacers are required for all porcelain paver  
installations. For vehicular applications,  
there must be a mortar install over a concrete slab. Visit  
[Belgard.com/porcelain](http://Belgard.com/porcelain) for additional installation details.*

24 X 24



23.54 x 23.54 x 3/4

**MIRAGE**  
Porcelain Design. Sustainability





# NOON

## WOOD FINISH



DAYLIGHT  
NN 01 ST



EMBER  
NN 02 ST



HONEY  
NN 03 ST



WARM  
LIVELY  
AGED

*NOTE: This product can be installed  
using elevated systems.*

8 X 48



7.64 x 47.17 x 3/4

UNICO



12.99 x 23.54 x 3/4

See page 46  
for full product  
information.



*Spacers are required for all porcelain paver  
installations. For vehicular applications,  
there must be a mortar install over a concrete slab. Visit  
Belgard.com/porcelain for additional installation details.*

**MIRAGE**  
Porcelain Design. Sustainability.



# UNICO

## STEP & COPING

NOON



DAYLIGHT  
NN 01 ST



EMBER  
NN 02 ST



HONEY  
NN 03 ST



QUARZITI 2.0



MOUNTAINS  
QR 02 NAT



WATERFALL  
QR 03 NAT



RIVER  
QR 04 NAT



MANTLE  
QR 05 NAT



UNICO



12.99 x 23.54 x 3/4



TWO INSTALLATION NEEDS,  
A SINGLE SOLUTION.

This versatile porcelain unit is processed on both sides to give you maximum flexibility and design freedom. Unico can be used as a step and as a coping for swimming pools. With a rounded, bullnose edge or straight edge, this uniquely functional border piece looks great from every angle.

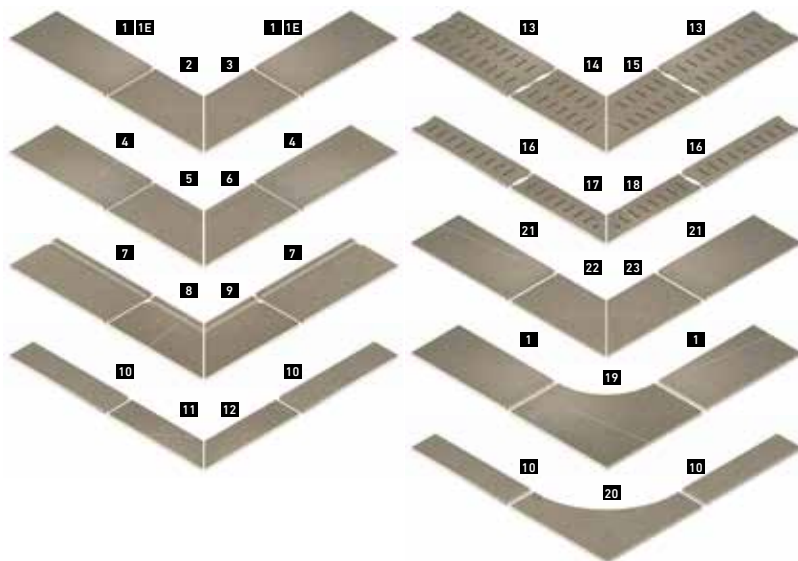
**MIRAGE**  
Porcelain. Design. Sustainability.



STRAIGHT EDGE







## SPECIAL ORDER

**1** Straight edge 30 - 12" x 24"

**1E** UNICO step - 12" x 24"

**2 3** LH/RD straight corner 30 - 12" x 24"

LH/RH straight corner with UNICO step

to be cut on site from a 12" x 24" piece

**4** Grate edge - 12" x 24"

**5** LH corner grate - 12" x 24"

**6** RH corner grate - 12" x 24"

**7** Shaped edge - 12" x 24"

**8** LH shaped corner - 12" x 24"

**9** RH shaped corner - 12" x 24"

**10** Straight edge 15 - 6" x 24" / 8" x 24"

**11** LH straight edge 15 - 6" x 24" / 8" x 24"

**12** RH straight edge 15 - 6" x 24" / 8" x 24"

**13** Grate 30 - 12" x 24"

**14** LH corner grate 30 - 12" x 24"

**15** RH corner grate 30 - 12" x 24"

**16** Grate 15 - 6" x 24" / 8" x 24"

**17** LH corner grate 15 - 6" x 24" / 8" x 24"

**18** RH corner grate 15 - 6" x 24" / 8" x 24"

**19** Curved corner 30 - 24" x 24"

**20** Curved corner 15 - 24" x 24"

**21** Invisible grate - 12" x 24"

**22** LH invisible corner grate - 12" x 24"

**23** RH invisible corner grate - 12" x 24"





LEGEND





# WALLS



## METROPOLITAN

**52**  
Melville™ Wall

## NATURAL

**54**  
Belair Wall®


**56**  
Diamond Pro®  
PS Quarried Face

**57**  
Hillcrest Stone

## HERITAGE

**58**  
Celtik® Wall &  
Pier Kit

**60**  
Weston Stone™



## LEGACY

**62**  
Diamond® 9D

**63**  
Diamond Pro®

**64**  
Diamond Pro® PS

**65**  
Highland Stone®



*freestanding  
retaining  
garden*



# TAKE *it from* THE PROS


As the originator of the Diamond rear-lip system, **Anchor Wall Systems** is the industry expert on both residential and commercial retaining walls.



Trusted to build walls up to 100 feet high

## SAME BLOCK, TWO OPTIONS FOR INSTALL

Both rear-lip and pin system establish wall position setback. The choice is yours.



REAR-LIP  
SYSTEM



PIN  
SYSTEM







QUARRIED FACE



STONE CUT

# DIAMOND PRO<sup>®</sup> SERIES

WITH 100 MILLION+ UNITS SOLD, DIAMOND PRO IS THE #1 CHOICE FOR COMMERCIAL WALL BLOCKS. First developed in the 1990s, the Diamond Pro Series quickly became contractors' preferred wall block for large-scale walls.


VISIT [Belgard.com/DiamondPro](http://Belgard.com/DiamondPro) FOR MORE STYLES AND COLORS

*The Diamond<sup>®</sup> Wall System is the gold standard for residential retaining walls. Following professional demand, the 8" high version was developed and introduced as the Pro Series.*



## DIAMOND PRO<sup>®</sup>

Launched in 1996, Diamond Pro Retaining Wall System was created out of the need for a reliable commercial use product.



*Available in straight face, beveled face styles & a corner unit. 4" matching split face cap.*

## DIAMOND PRO<sup>®</sup> QUARRIED FACE


Launched in 2018, Diamond Pro Quarried Face Retaining Wall System was created with a sculpted or chiseled look you would find in a quarry.



*Available with a corner unit. 4" matching sculpted face cap.*

## DIAMOND PRO<sup>®</sup> PS

Launched in 2016, Diamond Pro PS Retaining Wall System gives contractors the option of a non rear-lip with the ease of a pin system.



*Available in Beveled Face, Victorian Face & Virtual Joints. 4" matching split face cap.*





# MELVILLE™

## WALL



CHESWICK

SANDBRIDGE



FREESTANDING / RETAINING

LINEAR  
OVERSIZED  
SMOOTH

WALL UNIT



4 x 20 x 10

CAP



2 x 20 x 13

*For walls over 30 inches in height, soil reinforcement is generally necessary. A qualified engineer should be consulted for design and analysis of structures.*

ENGINEERED SOLUTIONS BY  
**ANCHOR™**  
WALL SYSTEMS











# BELAIR WALL®



DANVILLE BLEND



SABLE BLEND



FREESTANDING / RETAINING  
HIGH-END  
CHISELED  
SOPHISTICATED

## 6" FREESTANDING WALL



6 x 8 / 6 x 11



6 x 16 / 14 x 11

## 6" RETAINING WALL



6 x 8 x 8



6 x 16 x 8

## CAP



3 x 7 / 8 x 13½

## COLUMN/CORNER



6 x 16 x 8

## CAP END



3 x 8 x 13½

## WALL END



6 x 8 x 11

## U START BASE BLOCK

3½ x 18½ x 12\*  
(Sold Separately)

Recommended for use with all available  
wall block units. Visit [Belgard.com](http://Belgard.com) for  
full product information.

\*Note: U Start Base Block actual  
coverage length is 16"¼

*Important Tip for Base Course:*  
Due to the manufacturing process of this  
block, pitch the base course back slightly to  
keep the wall level on higher courses.

For walls over 30 inches in height, soil  
reinforcement is generally necessary.  
A qualified engineer should be consulted  
for design and analysis of structures.











BELLA

SABLE BLEND



RETAINING

SCULPTED  
HIGH-END  
DURABLE

# DIAMOND PRO<sup>®</sup>

PS QUARRIED FACE

**BLOCK**

8 x 18 x 12

**CORNER**

8 x 18 x 9

**4" QUARRIED CAP**

4 x 17¼ / 12 x 10¾

**ANCHOR™ FIBERGLASS PINS\***

5" L x .05" dia.

**U START BASE BLOCK**

3½ x 18½ x 12

*Recommended for use with all available wall block units. Visit [Belgard.com](http://Belgard.com) for full product information.*

*\*Note: U Start Base Block actual coverage length is 16¼"*

*\*2 pins per block, sold separately.*







# HILLCREST™

## STONE



WALL VENEER BY ECHELON™

INNOVATIVE  
STACKED STONE  
MODULAR



ALPINE



ALPINE-SABLE  
FIELD BLEND  
(50/50)



SABLE



ALPINE-TIMBER  
FIELD BLEND  
(50/50)



TIMBER



TIMBER-TIMBER  
FIELD BLEND  
(50/50)

### VENEER



Available Sizes (Inches) Heights: 2, 3, 4 & 6  
Lengths: 6, 8, 10, 12, 14, 16 & 20  
Thicknesses: 1 $\frac{1}{8}$ , 1 $\frac{1}{2}$



IAPMO Building Evaluation Report #502  
[www.iapmo.org](http://www.iapmo.org)

Please visit [EchelonMasonry.com](http://EchelonMasonry.com) for technical information.







# CELTIK<sup>®</sup>

## WALL & PIER KIT



BELLA



FOSSIL BEIGE



SABLE BLEND



FREESTANDING / RETAINING

TEXTURED  
NATURAL  
EUROPEAN

**6" RETAINING**6 x 8<sup>7</sup>/<sub>8</sub> x 6"6 x 8<sup>7</sup>/<sub>8</sub> x 10<sup>7</sup>/<sub>16</sub>"6 x 8<sup>7</sup>/<sub>8</sub> x 13<sup>3</sup>/<sub>16</sub>"6 x 8<sup>7</sup>/<sub>8</sub> x 17<sup>1</sup>/<sub>8</sub>"**6" FREESTANDING**6 x 8<sup>7</sup>/<sub>8</sub> x 6"6 x 8<sup>7</sup>/<sub>8</sub> x 10<sup>7</sup>/<sub>16</sub>"6 x 8<sup>7</sup>/<sub>8</sub> x 13<sup>3</sup>/<sub>16</sub>"6 x 8<sup>7</sup>/<sub>8</sub> x 17<sup>1</sup>/<sub>8</sub>"**3" SINGLE-SIDED CAP**3 x 15<sup>3</sup>/<sub>4</sub> x 12"**3" DOUBLE-SIDED CAP**3 x 17<sup>1</sup>/<sub>4</sub> / 12 x 10"**CLIP****UNIVERSAL COLUMN KIT 27" X 27"**

Only available in 6" size.

Unit Dimensions:  
6 x 18 x 9"

Column cap sold separately

**U START BASE BLOCK**3<sup>1</sup>/<sub>2</sub> x 18<sup>1</sup>/<sub>2</sub> x 12"

Recommended for use with all available  
wall block units. Visit [Belgard.com](http://Belgard.com) for  
full product information.

\*Note: U Start Base Block actual  
coverage length is 16<sup>1</sup>/<sub>16</sub>"











# WEST STONE™



FOSSIL BEIGE



SABLE BLEND



FREESTANDING / RETAINING

CLASSIC  
TUMBLED  
VERSATILE

UNIVERSAL



4 x 12 x 8











FOSSIL BEIGE



SABLE BLEND



RETAINING

DISTRESSED  
MULTIPURPOSE  
CLASSIC



# DIAMOND<sup>®</sup> 9D

## STONE CUT

**FORMAL FACE**

6 x 18 x 9

**CORNER**

6 x 18 x 9

**6" FSW LARGE**

6 x 18 / 16 x 9

**3" DOUBLE-SIDED CAP**3 x 17<sup>1</sup>/<sub>4</sub> / 12 x 10<sup>3</sup>/<sub>8</sub>**U START BASE BLOCK**3<sup>1</sup>/<sub>2</sub> x 18<sup>1</sup>/<sub>2</sub> x 12

*Recommended for use with all available wall block units. Visit [Belgard.com](http://Belgard.com) for full product information.*

*\*Note: U Start Base Block actual coverage length is 16<sup>1</sup>/<sub>8</sub>*





# DIAMOND<sup>®</sup> PRO



BRITTNEY BLEND



SABLE BLEND



RETAINING

RUGGED  
TIMELESS  
TRUSTED

**STONE CUT**



8 x 18 x 12

**CORNER**



8 x 18 x 9

**4" UNIVERSAL CAP**



4 x 17<sup>1</sup>/<sub>4</sub> / 12 x 10<sup>5</sup>/<sub>16</sub>

**U START BASE BLOCK\***



3<sup>1</sup>/<sub>2</sub> x 18<sup>7</sup>/<sub>16</sub> x 12\*  
(Sold Separately)

*Recommended for use with all available wall block units.*

*\*Note: U Start Base Block actual coverage length is 16<sup>11</sup>/<sub>16</sub>*





BRITNEY BLEND

SABLE BLEND



RETAINING

ROUGH-HEWN  
FLEXIBLE  
TRUSTED




# DIAMOND<sup>®</sup>

## PRO PS

**STRAIGHT FACE**

8 x 18 x 12

**CORNER**

8 x 18 x 9

**4" UNIVERSAL CAP**

4 x 17 1/4 / 12 x 10 3/4

**ANCHOR™ PINS**

5" L x .05" dia.

**U START BASE BLOCK™**3 1/2 x 18 7/16 x 12"  
(Sold Separately)

*Recommended for use with all available wall block units. Visit [Belgard.com](http://Belgard.com) for full product information.*

*\*Note: U Start Base Block actual coverage length is 16 1/16"*





# HIGHLAND STONE®



CHESAPEAKE

JAMES RIVER



FREESTANDING / RETAINING

CHARMING  
MULTI-PIECE  
VERSATILE

## 6" FREESTANDING



6 x 6 x 12



6 x 12 x 12



6 x 18 x 12



6 x 6 x 12



6 x 18 x 12

## 6" RETAINING

### XL™ CAP



3 x 18 / 12 x 13

### COLUMN/CORNER



6 x 18 x 9

### U START BASE BLOCK®



3½ x 18¾ x 12\*  
(Sold Separately)

Recommended for use with all available wall block units. Visit [Belgard.com](http://Belgard.com) for full product information.

\*Note: U Start Base Block actual coverage length is 16⅞

For walls over 30 inches in height, soil reinforcement is generally necessary. A qualified engineer should be consulted for design and analysis of structures.







LEGEND



NATURAL





*When your project demands more  
from a product, these materials  
offer limitless possibilities*

VISIT [Belgard.com/VersatileLandscaping](http://Belgard.com/VersatileLandscaping)  
FOR OUR PROJECT IDEA BOOK AND MORE

**NATURAL**

**68**  
Ashlar Tandem™

VERSATILE LANDSCAPING





# ASHLAR TANDEM™



DANVILLE BLEND



SABLE BLEND



FREESTANDING / RETAINING

MULTI-PIECE  
CHISELED  
VERSATILE

Installed in HGTV's Dream Home 2020!


[Belgard.com/HGTVDreamHome](http://Belgard.com/HGTVDreamHome)

## ASHLAR TANDEM UNITS 1, 2 & 3

7 x 13<sup>3</sup>/<sub>16</sub> x 2<sup>5</sup>/<sub>8</sub>7 x 15<sup>13</sup>/<sub>16</sub> x 2<sup>5</sup>/<sub>8</sub>7 x 18<sup>7</sup>/<sub>16</sub> x 2<sup>5</sup>/<sub>8</sub>

## TANDEM CAP

3<sup>1</sup>/<sub>4</sub> x 24 x 15

## COLUMN CAP

24 x 24 x 3<sup>1</sup>/<sub>4</sub>

## MODULAR BLOCK


7<sup>1</sup>/<sub>16</sub> x 7<sup>7</sup>/<sub>8</sub> x 7<sup>7</sup>/<sub>8</sub>  
(Connectors Included)

Vist [Belgard.com/tandem](http://Belgard.com/tandem)  
for full product  
information.

## 8" CONNECTOR



## TANDEM COLUMN KIT



## TANDEM MODULAR GRID



Vist [Belgard.com/tandem](http://Belgard.com/tandem)  
for full product  
information.

## U START BASE BLOCK®

3<sup>1</sup>/<sub>2</sub> x 18<sup>7</sup>/<sub>16</sub> x 12\*  
(Sold Separately)

Recommended for use with all available  
wall block units. Visit [Belgard.com](http://Belgard.com) for  
full product information.

\*Note: U Start Base Block actual  
coverage length is 16<sup>1</sup>/<sub>16</sub>











LEGEND



NATURAL



HERITAGE



# FIRE FEATURES



## NATURAL

**72**  
Bordeaux™ Series

**73**  
Bristol™ Series

## HERITAGE

**74**  
Weston Stone™  
Traditional Fireplace

**75**  
Weston Stone™  
Fire Pit Kit





SIENNA  
BODY COLOR



PEWTER  
BODY COLOR



BUFF  
ACCENT COLOR



MIDNIGHT  
BODY COLOR



NATURAL  
POLISHED  
GRAND



# BORDEAUX™ SERIES

*PLEASE NOTE: All of our fireplaces, brick ovens and fire pits come standard as wood-burning units. However, our fireplaces and fire pits can be retro-fitted for gas burning log sets and burners. Our brick ovens are wood-burning units only. Please contact us for more details at 877-235-4273.*

*Be sure to check with your local municipality for any codes that may affect your installation. Grill island includes Summerset Grill and Door Set. Grill is available in propane or natural gas. Must be specified when placing order.*



**LINEAR FIREPLACE**  
6'2"W x 2'11"D x 2'5"H



**GRILL ISLAND**  
2'6"D x 5'11"W x 3'5"H  
(Grill and doors included)



**FIREPLACE WOOD BOXES**  
2'1¼"D x 3'3"W x 3'1"H per box  
(Sold as pair)



**FIREPLACE**  
2'7"D x 4'3"W x 7'8"H



**XL FIREPLACE\***  
3'2¼"D x 5'6"W x 9'H

\*Special Order





# BRISTOL™

## SERIES

GASCONY TAN  
BODY COLOR



ASHBURY HAZE  
ACCENT COLOR



COTSWOLD MIST  
BODY COLOR



BROOKSTONE SLATE  
ACCENT COLOR



TUMBLLED  
RUSTIC  
INVITING



**GRILL ISLAND\***

3'D x 6'4"W x 4'4"H  
(Grill and doors included)



**FIREPLACE WOOD BOXES**

2'4"D x 3'W x 3'3"H per box  
(Sold as pair)



**FIREPLACE**

3'D x 5'W x 9'6"H



**HEARTH**

2'D x 5'W x 11"H

*\*Special Order*

*PLEASE NOTE: All of our fireplaces, brick ovens and fire pits come standard as wood-burning units. However, our fireplaces and fire pits can be retro-fitted for gas burning log sets and burners. Our brick ovens are wood-burning units only. Please contact us for more details at 877-235-4273.*

*Be sure to check with your local municipality for any codes that may affect your installation. Grill island includes Summerset Grill and Door Set. Grill is available in propane or natural gas. Must be specified when placing order.*





CHESAPEAKE



JAMES RIVER

**H**  
 CLEAN  
 VERSATILE  
 TUMBLED



# WESTON STONE™

TRADITIONAL FIREPLACE

**FIREPLACE**

4'4"D x 5'W x 8'8"H

**FIREPLACE WOOD BOXES**

2'4"D x 2'8"W x 2'11"H per box

*Please note this product is a kit and does not come pre-assembled.*





# WESTON STONE™

*FIRE PIT KIT*



FOSSIL BEIGE



SABLE BLEND



CLEAN  
VERSATILE  
TUMBLED

## SQUARE FIRE PIT



4 x 8 x 12



## CIRCLE FIRE PIT



4 x 8 x 8



4 x 12 x 8



*Round Fire Pit:  
Outside is 4' 7" in diameter.  
Stacks up to 4 rows high*

*Square Fire Pit:  
Outside is 4' 10". Stacks up to 4 rows high.*

*Metal ring insert included in the kit.*





LEGEND



NATURAL



LEGACY



# ACCESSORIES



## NATURAL

**78**

Landings™ Step

**79**

Henley Collection™  
Pier Cap

## LEGACY

**80**

Marina™ Coping

**81**

Anglia Edger®





CHARCOAL



LINEN



TAN

  
 QUARRIED  
 GRAND  
 ORGANIC



# LANDINGS<sup>™</sup>

## STEP

STEP UNIT



6 x 48 x 18





# HENLEY COLLECTION™ PIER CAP



CHARCOAL




OAK



ELEGANT  
CHISELED  
QUARRIED

## PIER CAP



- 26 x 26 x 2½
- 28 x 28 x 2½
- 30 x 30 x 2½





CHARCOAL



FOSSIL BEIGE



SABLE BLEND



BULLNOSED  
VERSATILE  
ACCENT



# MARINA™

## COPING

### COPING UNIT



5<sup>5</sup>/<sub>16</sub> x 11<sup>13</sup>/<sub>16</sub> x 2<sup>3</sup>/<sub>16</sub>





# ANGLIA EDGER®



BELLA



SABLE BLEND



CHISELED  
TAPERED  
ACCENT

#### 4-PIECE MULTI-PIECE




8 x 7<sup>7</sup>/<sub>8</sub> x 4<sup>1</sup>/<sub>2</sub>



8 x 10<sup>1</sup>/<sub>2</sub> x 4<sup>1</sup>/<sub>2</sub>



8 x 15<sup>1</sup>/<sub>2</sub> x 4<sup>1</sup>/<sub>2</sub>



8 x 17<sup>7</sup>/<sub>8</sub> x 4<sup>1</sup>/<sub>2</sub>



# COMPLETE PAVER CARE

For over 35 years, installers and homeowners everywhere trust the effectiveness and durability of Techniseal® products to keep their hardscapes as beautiful as they envisioned.

Over 35 million sq. ft. of sealer coverage shipped from 2016 to present – 43 times the size of Madison Square Garden in New York

Over 107 million sq. ft. of sand coverage shipped from 2016 to present – 3 times the size of Central Park in New York

Over 98,000 gallons of cleaners shipped from 2016 to present – the equivalent of 36 minutes of water dropping from Burney Falls in California







# INSTALL

## SANDS

High-performance jointing materials remain flexible to withstand seasonal weather impact, with lasting durability to prevent weed and insect invasion. Sand is available in a variety of colors to suit your style; contact your local Belgard® Representative for your regional offerings.



# CLEAN

## CLEANERS



Superior solutions for any cleaning challenge, from light cleaning to deep oil, rust, or grime removal.



# PROTECT

## SEALERS

Enhance the look of your outdoor space with the perfect finish, while protecting your hardscape from weathering and staining.













## PREVENTATIVE MAINTENANCE

Untreated concrete pavers are porous and can absorb stains if not properly maintained. To keep your space looking its best, address surface grime and stubborn spots with Techniseal specialized cleaners to help prevent long-term damage to your pavers. Select a high-quality Techniseal sealer in your preferred finish to enhance your hardscape's overall look and help prevent stains. Whether installing a new hardscape or restoring an existing space, Techniseal offers solutions to maximize the life of concrete pavers.



# PAVERS





## PALLET INFORMATION / ESTIMATING CHART

 <b>AQUALINE™</b>			SQFT/ PALLET	SQFT/ LAYER	LAYER/ PALLET	UNITS/ PALLET	WEIGHT/ PALLET
<b>80MM</b>		4½ x 9 x 3½	90	11.25	8	352	3170
<b>DIMENSIONS™ 3-PIECE</b>			SQFT/ PALLET	SQFT/ LAYER	LAYER/ PALLET	UNITS/ PALLET	WEIGHT/ PALLET
<b>DIMENSIONS 6</b>		3 x 6 x 2¾	20	2	10	160	-
		6 x 6 x 2¾	40	4	10	160	-
		9 x 6 x 2¾	60	6	10	160	-
<b>TOTAL</b>			<b>120</b>	<b>12</b>	<b>10</b>	<b>480</b>	<b>3165</b>
<b>DIMENSIONS 12</b>		6 x 12 x 2¾	20	2	10	40	-
		12 x 12 x 2¾	40	4	10	40	-
		18 x 12 x 2¾	60	6	10	40	-
<b>TOTAL</b>			<b>120</b>	<b>12</b>	<b>10</b>	<b>120</b>	<b>3205</b>
<b>DIMENSIONS 18</b>		9 x 18 x 2¾	22.5	2.25	10	20	-
		18 x 18 x 2¾	22.5	2.25	10	10	-
		27 x 18 x 2¾	67.5	6.75	10	20	-
<b>TOTAL</b>			<b>112.5</b>	<b>11.25</b>	<b>10</b>	<b>50</b>	<b>3025</b>
<b>6 X 9</b>		6 x 9 x 2¾	112.5	11.25	10	300	2985




# PAVERS






## PALLET INFORMATION / ESTIMATING CHART

<b>DUBLIN COBBLE®</b>			SQFT/ PALLET	SQFT/ LAYER	LAYER/ PALLET	UNITS/ PALLET	WEIGHT/ PALLET
<b>3-PIECE MODULAR</b>		2 <sup>15</sup> / <sub>16</sub> x 5 <sup>15</sup> / <sub>16</sub> x 2 <sup>3</sup> / <sub>8</sub>	20	2	10	160	-
		5 <sup>15</sup> / <sub>16</sub> x 5 <sup>15</sup> / <sub>16</sub> x 2 <sup>3</sup> / <sub>8</sub>	40	4	10	160	-
		5 <sup>15</sup> / <sub>16</sub> x 8 <sup>7</sup> / <sub>8</sub> x 2 <sup>3</sup> / <sub>8</sub>	60	6	10	160	-
<b>TOTAL</b>			<b>120</b>	<b>12</b>	<b>10</b>	<b>480</b>	<b>3165</b>
<b>6 X 9</b>		5 <sup>15</sup> / <sub>16</sub> x 8 <sup>7</sup> / <sub>8</sub> x 2 <sup>3</sup> / <sub>8</sub>	112.5	11.25	10	300	2980

<b>HOLLAND STONE</b>			SQFT/ PALLET	SQFT/ LAYER	LAYER/ PALLET	UNITS/ PALLET	WEIGHT/ PALLET
<b>60MM</b>		3 <sup>15</sup> / <sub>16</sub> x 7 <sup>7</sup> / <sub>8</sub> x 2 <sup>3</sup> / <sub>8</sub>	120	12	10	540	3120


  

<b>LONDON COBBLE</b>			SQFT/ PALLET	SQFT/ LAYER	LAYER/ PALLET	UNITS/ PALLET	WEIGHT/ PALLET
<b>3-PIECE MODULAR</b>		3 x 6 x 2 <sup>3</sup> / <sub>8</sub>	20	2	10	160	-
		6 x 6 x 2 <sup>3</sup> / <sub>8</sub>	40	4	10	160	-
		6 x 9 x 2 <sup>3</sup> / <sub>8</sub>	60	6	10	160	-
<b>TOTAL</b>			<b>120</b>	<b>12</b>	<b>10</b>	<b>480</b>	<b>3090</b>
<b>6 X 6</b>		6 x 6 x 2 <sup>3</sup> / <sub>8</sub>	120	12	10	420	2994
<b>6 X 9</b>		6 x 9 x 2 <sup>3</sup> / <sub>8</sub>	112.5	11.25	10	300	2980













# PAVERS


## PALLET INFORMATION / ESTIMATING CHART

MEGA-ARBEL® PATIO SLAB			SQFT/ PALLET	SQFT/ LAYER	LAYER/ PALLET	UNITS/ PALLET	WEIGHT/ PALLET
60MM		15 <sup>3</sup> / <sub>8</sub> x 21 x 2 <sup>3</sup> / <sub>8</sub>	104.4	8.7	12	352	3170

ORIGINS™ 3-PIECE			SQFT/ PALLET	SQFT/ LAYER	LAYER/ PALLET	UNITS/ PALLET	WEIGHT/ PALLET
ORIGINS 6		3 x 6 x 2 <sup>3</sup> / <sub>8</sub>	40	4	10	160	-
		6 x 6 x 2 <sup>3</sup> / <sub>8</sub>	40	4	10	160	-
		9 x 6 x 2 <sup>3</sup> / <sub>8</sub>	60	6	10	160	-
TOTAL			120	12	10	480	3165
ORIGINS 12		6 x 12 x 2 <sup>3</sup> / <sub>8</sub>	20	2	10	40	-
		12 x 12 x 2 <sup>3</sup> / <sub>8</sub>	40	4	10	40	-
		18 x 12 x 2 <sup>3</sup> / <sub>8</sub>	60	6	10	40	-
TOTAL			120	12	10	120	3205
ORIGINS 18		9 x 18 x 2 <sup>3</sup> / <sub>8</sub>	22.5	2.25	10	20	-
		18 x 18 x 2 <sup>3</sup> / <sub>8</sub>	22.5	2.25	10	10	-
		27 x 18 x 2 <sup>3</sup> / <sub>8</sub>	67.5	6.75	10	20	-
TOTAL			120	12	10	50	3025
6 X 9		6 x 9 x 2 <sup>3</sup> / <sub>8</sub>	112.5	11.25	10	300	2985


  



TURFSTONE™			SQFT/ PALLET	SQFT/ LAYER	LAYER/ PALLET	UNITS/ PALLET	WEIGHT/ PALLET
80MM		15 <sup>3</sup> / <sub>8</sub> x 23 <sup>5</sup> / <sub>8</sub> x 3 <sup>1</sup> / <sub>8</sub>	107	13.375	8	40	2900






# PORCELAIN


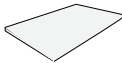
## PALLET INFORMATION / ESTIMATING CHART



 <b>GLOCAL</b>			GROSS WEIGHT / BOX	PIECES / BOX	SQFT / BOX	BOXES / FULL PALLET	SQFT / PALLET	PALLET GROSS WEIGHT
24 X 24		23.54 x 23.54 x 3/4	33 kg / 72 lbs	2	7.75	30	232.5	980 kg / 2160 lbs

 <b>NOON</b>			GROSS WEIGHT / BOX	PIECES / BOX	SQFT / BOX	BOXES / FULL PALLET	SQFT / PALLET	PALLET GROSS WEIGHT
8 X 48		7.64 x 47.17 x 3/4	21 kg / 46 lbs	2	5.06	30	151.8	642 kg / 1415 lbs

 <b>QUARZITI 2.0</b>			GROSS WEIGHT / BOX	PIECES / BOX	SQFT / BOX	BOXES / FULL PALLET	SQFT / PALLET	PALLET GROSS WEIGHT
24 X 24		23.54 x 23.54 x 3/4	33 kg / 72 lbs	2	7.75	30	232.5	980 kg / 2160 lbs

 <b>SILVERLAKE</b>			GROSS WEIGHT / BOX	PIECES / BOX	SQ FT / BOX	BOXES / FULL PALLET	SQ FT / PALLET	GROSS WEIGHT / PALLET
24 X 24		23.54 x 23.54 x 3/4	33 kg / 72 lbs	2	7.75	30	232.5	980 kg / 2160 lbs
24 X 48		23.54 x 47.17 x 3/4	34 kg / 74 lbs	1	7.75	35	271.25	1189 kg / 2621 lbs










 <b>UNICO</b>			GROSS WEIGHT / BOX	PIECES / BOX	SQ FT / BOX	BOXES / FULL PALLET	LN FT / PALLET	PALLET GROSS WEIGHT
UNICO		12.99 x 23.54 x 3/4	24 kg / 52 lbs	3	6.37	40	254.82	943 kg / 2080 lbs






 <b>VERONA™</b>			GROSS WEIGHT / BOX	PIECES / BOX	SQFT / BOX	BOXES / FULL PALLET	SQFT / PALLET	PALLET GROSS WEIGHT
24 X 24		23.54 x 23.54 x 3/4	33 kg / 72 lbs	2	7.75	30	232.5	980 kg / 2160 lbs



# WALLS

## PALLET INFORMATION / ESTIMATING CHART

 BELAIR WALL®			SQFT/ PALLET	SQFT/ LAYER	LAYER/ PALLET	UNITS/ PALLET	WEIGHT/ PALLET
6" FSW		6 x 8 / 6 x 11	6	2	3	18	-
		6 x 16 / 14 x 11	12	4	3	18	-
<b>TOTAL</b>			<b>18</b>	<b>6</b>	<b>3</b>	<b>36</b>	<b>1644</b>
6" SRW		6 x 8 x 8	10	3.33	3	30	-
		6 x 16 x 8	10	3.33	3	30	-
<b>TOTAL</b>			<b>30</b>	<b>10</b>	<b>3</b>	<b>60</b>	<b>2398</b>
CORNER		6 x 16 x 8	-	-	2	20	1254
CAP		3 x 7 / 8 x 13½	-	-	4	72	3258
CAP END		3 x 8 x 13½	-	-	2	36	1504
WALL END		6 x 8 x 11	-	-	2	42	1550

 CELTIK WALL			SQFT/ PALLET	SQFT/ LAYER	LAYER/ PALLET	UNITS/ PALLET	WEIGHT/ PALLET
90MM		3½ x 8 <sup>7</sup> / <sub>8</sub> x 6½	-	-	-	-	-
		3½ x 8 <sup>7</sup> / <sub>8</sub> x 10¼	-	-	-	-	-
		3½ x 8 <sup>7</sup> / <sub>8</sub> x 13¼	-	-	-	-	-
		3½ x 8 <sup>7</sup> / <sub>8</sub> x 17	-	-	-	-	-
<b>TOTAL</b>			<b>-</b>	<b>-</b>	<b>-</b>	<b>-</b>	<b>-</b>

# WALLS

## PALLET INFORMATION / ESTIMATING CHART




<b>CELTIK WALL CON'T.</b>		SQFT/ PALLET	SQFT/ LAYER	LAYER/ PALLET	UNITS/ PALLET	WEIGHT/ PALLET
<b>135MM</b>		5 <sup>5</sup> / <sub>16</sub> x 8 <sup>7</sup> / <sub>8</sub> x 6 <sup>1</sup> / <sub>2</sub>	-	-	-	-
		5 <sup>5</sup> / <sub>16</sub> x 8 <sup>7</sup> / <sub>8</sub> x 10 <sup>1</sup> / <sub>4</sub>	-	-	-	-
		5 <sup>5</sup> / <sub>16</sub> x 8 <sup>7</sup> / <sub>8</sub> x 13 <sup>1</sup> / <sub>4</sub>	-	-	-	-
		5 <sup>5</sup> / <sub>16</sub> x 8 <sup>7</sup> / <sub>8</sub> x 17	-	-	-	-
<b>TOTAL</b>		-	-	-	-	-
<b>STEP-TREAD</b>		11 x 16 x 3 <sup>1</sup> / <sub>2</sub> 13 x 16 x 3 <sup>1</sup> / <sub>2</sub>	-	-	-	-
		3 <sup>5</sup> / <sub>16</sub> x 12 x 16	-	-	-	-





<b>DIAMOND® 9D STONE CUT</b>		SQFT/ PALLET	SQFT/ LAYER	LAYER/ PALLET	UNITS/ PALLET	WEIGHT/ PALLET
<b>FORMAL FACE</b>		6 x 18 x 9	44.4	8.88	5	3198
		6 x 18 / 16 x 9	30	7.5	4	2954
<b>CORNER</b>		6 x 18 x 9	30	7.5	4	2030
		3 x 17 <sup>1</sup> / <sub>4</sub> / 12 x 10 <sup>3</sup> / <sub>8</sub>	18	3	6	2112



# WALLS






## PALLET INFORMATION / ESTIMATING CHART










 <b>DIAMOND PRO</b>			SQFT/ PALLET	SQFT/ LAYER	LAYER/ PALLET	UNITS/ PALLET	WEIGHT/ PALLET
<b>STONE CUT</b>		8 x 18 x 12	48	12	4	48	2954
<b>CORNER</b>		8 x 18 x 9	30	7.5	4	40	2030
<b>4" CAP</b>		4 x 17¼ / 12 x 10¾	34	3.8	9	72	4125

 <b>DIAMOND PRO PS</b>			SQFT/ PALLET	SQFT/ LAYER	LAYER/ PALLET	UNITS/ PALLET	WEIGHT/ PALLET
<b>STRAIGHT FACE</b>		8 x 18 x 12	40	10	4	40	4060
<b>CORNER</b>		8 x 18 x 12	30	7.5	4	40	2030
<b>4" CAP</b>		3 x 8 x 13	34	3.8	9	72	4125
<b>PINS</b>		5" L x .05" dia.	-	-	-	100 per box	-

# WALLS



## PALLET INFORMATION / ESTIMATING CHART

 <b>DIAMOND PRO® PS QUARRIED</b>			SQFT/ PALLET	SQFT/ LAYER	LAYER/ PALLET	UNITS/ PALLET	WEIGHT/ PALLET
<b>BLOCK</b>		8 x 18 x 12	48	12	4	48	3616
<b>CORNER</b>		8 x 18 x 9	20	10	2	20	2300
<b>4" CAP</b>		4 x 17¼ / 12 x 10¾	25.38	2.82	9	54	3078
<b>PINS</b>		5" L x .05" dia.	-	-	-	100 per box	-


 <b>HIGHLAND STONE®</b>			SQFT/ PALLET	SQFT/ LAYER	LAYER/ PALLET	UNITS/ PALLET	WEIGHT/ PALLET
<b>6" RETAINING</b>		6 x 6 x 12	4	0.8	5	16	-
		6 x 12 x 12	8	1.6	5	16	-
		6 x 18 x 12	12	2.4	5	16	-
	<b>TOTAL</b>			<b>24</b>	<b>6</b>	<b>4</b>	<b>48</b>
<b>6" FREESTANDING</b>		6 x 6 / 4 x 9	4	0.8	5	20	-
		6 x 12 / 10 x 9	9	1.8	5	20	-
		6 x 18 / 16 x 9	14	2.8	5	20	-
	<b>TOTAL</b>			<b>27</b>	<b>5.4</b>	<b>5</b>	<b>60</b>
<b>CORNER</b>		6 x 18 x 9	30	7.5	4	40	3060
<b>XL CAP</b>		3 x 18 / 12 x 13	22.32	2.79	8	72	3312




## WALLS PALLET INFORMATION / ESTIMATING CHART

MELVILLE™ WALL			SQFT/ PALLET	SQFT/ LAYER	LAYER/ PALLET	UNITS/ PALLET	WEIGHT/ PALLET
WALL UNIT		4 x 20 x 10	26.6	4.44	6	48	3060
CAP		2 x 20 x 13	16.8	1.68	10	60	2500






  

WESTON STONE™			SQFT/ PALLET	SQFT/ LAYER	LAYER/ PALLET	UNITS/ PALLET	WEIGHT/ PALLET
UNIVERSAL		4 x 12 x 8	40	6.67	6	120	3480

U START BASE BLOCK			SQFT/ PALLET	SQFT/ LAYER	LAYER/ PALLET	UNITS/ PALLET	WEIGHT/ PALLET
BLOCK		3½ x 18⅞ x 12	86.3	10.7875	8	56	2777

## VERSATILE LANDSCAPING PALLET INFORMATION / ESTIMATING CHART

ASHLAR TANDEM™			SQFT/ PALLET	SQFT/ LAYER	LAYER/ PALLET	UNITS/ PALLET	WEIGHT/ PALLET
UNIT 1		7 x 13⅔ x 3	-	-	-	-	-
UNIT 2		7 x 15⅔ x 3	-	-	-	-	-
UNIT 3		7 x 18⅞ x 3	-	-	-	-	-
<b>TOTAL</b>			<b>70</b>	<b>11.67</b>	<b>6</b>	<b>90</b>	<b>1916</b>
CAP		15 x 24 x 3¼	25	6.25	4	32	2912
COLUMN CAP		24 x 24 x 3¼	-	-	4	16	2352

# FIRE FEATURES

## PALLET INFORMATION / ESTIMATING CHART





<b>BORDEAUX™ SERIES</b>	BODY / ACCENT COLOR	ITEM CODE	UNIT WEIGHT
Fireplace	Sienna / Buff	70300791	4200
Wood Boxes	Sienna / Buff	13140001	3070
Grill Island (Summerset)	Sienna / Buff	70583280	3055
Grill Island (LP)	Sienna / Buff	13110010	3055
Fireplace	Sienna / Midnight	13070014	4200
Wood Boxes	Sienna / Midnight	13140020	3070
Brick Oven	Sienna / Midnight	13000014	6215
Grill Island (Summerset)	Sienna / Midnight	13110014	3055
Grill Island (LP)	Sienna / Midnight	13110015	3055
Linear Fireplace	Midnight / Buff	13000202	-




<b>BRISTOL™ SERIES</b>	BODY / ACCENT COLOR	ITEM CODE	UNIT WEIGHT
Fireplace	Gascony / Ashbury	70580261	7245
Wood Boxes	Gascony / Ashbury	70580334	3950
Hearth	Gascony / Ashbury	70580262	1180
Grill Island (Summerset)	Gascony / Ashbury	13110008	4125
Grill Island (LP)	Gascony / Ashbury	11130250	4125
Fireplace	Cotswold / Brookstone	70580312	7245
Wood Boxes	Cotswold / Brookstone	70580534	3950
Hearth	Cotswold / Brookstone	70580309	1180
Grill Island (Summerset)	Cotswold / Brookstone	13110009	4125
Grill Island (LP)	Cotswold / Brookstone	13110256	4125





# ACCESSORIES

## PALLET INFORMATION / ESTIMATING CHART

<b>■ ANGLIA EDGER</b>			SQFT/ PALLET	SQFT/ LAYER	LAYER/ PALLET	UNITS/ PALLET	WEIGHT/ PALLET
<b>MULTI-PIECE</b>		81/8 x 51/4 x 8	-	-	-	-	-
		101/2 x 51/4 x 8	-	-	-	-	-
		155/8 x 51/4 x 8	-	-	-	-	-
		18 x 51/4 x 8	-	-	-	-	-
<b>TOTAL</b>			<b>69.75</b>	<b>23.25</b>	<b>3</b>	<b>-</b>	<b>2808</b>

<b>■ HENLEY COLLECTION</b>			SQFT/ PALLET	SQFT/ LAYER	LAYER/ PALLET	UNITS/ PALLET	WEIGHT/ PALLET
<b>PIER CAP</b>		26 x 26 x 2 1/2	-	-	-	-	-
		28 x 28 x 2 1/2	-	-	-	-	-
		30 x 30 x 2 1/2	-	-	-	-	-

<b>■ LANDINGS™ STEP</b>			SQFT/ PALLET	SQFT/ LAYER	LAYER/ PALLET	UNITS/ PALLET	WEIGHT/ PALLET
<b>STEP UNIT</b>		6 x 48 x 18	-	-	1	2	870

<b>■ MARINA® COPING</b>			SQFT/ PALLET	SQFT/ LAYER	LAYER/ PALLET	UNITS/ PALLET	WEIGHT/ PALLET
<b>60MM</b>		5 1/8 x 11 1/8 x 2 3/8	81	27	3	108	2106

# COMPATIBILITY CHART

PAVERS	HERITAGE	NATURAL	METROPOLITAN	PORCELAIN	LEGACY	ENVIRONMENTAL
Aqualine						•
Dimensions™	•		•		•	
Dublin Cobble®	•	•			•	
Glocal				•		
Holland Stone	•		•		•	
London Cobble	•		•		•	
Mega-Arbel®	•	•	•			
Noon				•		
Origins™	•	•	•			
Quarziti 2.0				•		
Silverlake				•		
Turfstone™						•
Unico				•		
Verona™				•		

WALLS	HERITAGE	NATURAL	METROPOLITAN	PORCELAIN	LEGACY	ENVIRONMENTAL
Belair Wall®	•	•	•			
Celtik® Wall & Pier Kit	•	•			•	
Diamond® 9D		•	•		•	
Diamond® Pro		•	•		•	
Diamond® Pro PS		•	•		•	
Diamond Pro® PS Quarried	•	•	•			
Highland Stone®		•	•		•	
Melville™ Wall	•		•		•	
Weston Stone™	•		•		•	

VERSATILE LANDSCAPING	HERITAGE	NATURAL	METROPOLITAN	PORCELAIN	LEGACY	ENVIRONMENTAL
Ashlar Tandem™	•	•	•			

FIRE FEATURES	HERITAGE	NATURAL	METROPOLITAN	PORCELAIN	LEGACY	ENVIRONMENTAL
Bordeaux™ Series	•	•	•			
Bristol™ Series	•	•	•			
Weston Stone™ Fire Pit Kit	•		•		•	
Weston Stone™ Fireplace	•		•		•	

COPING, CURBS, EDGERS & VENEER	HERITAGE	NATURAL	METROPOLITAN	PORCELAIN	LEGACY	ENVIRONMENTAL
Anglia Edger®		•	•		•	
Henley Collection™ Pier Cap	•	•	•			
Landings™ Step	•	•	•			
Marina™ Coping		•	•		•	





**BELGARD**  
PAVES THE WAY

© Copyright 2021 Oldcastle APG, Inc. All Rights Reserved. BEL20-420

**BELGARD.COM**

PICTURED ON THE COVER:  
LAFITT® RUSTIC SLAB WITH MEGA-ARBEL® PATIO SLAB AND COUNTRYSIDE FIRE PIT