

# Q3 2017 CRYPTOCURRENCY REPORT

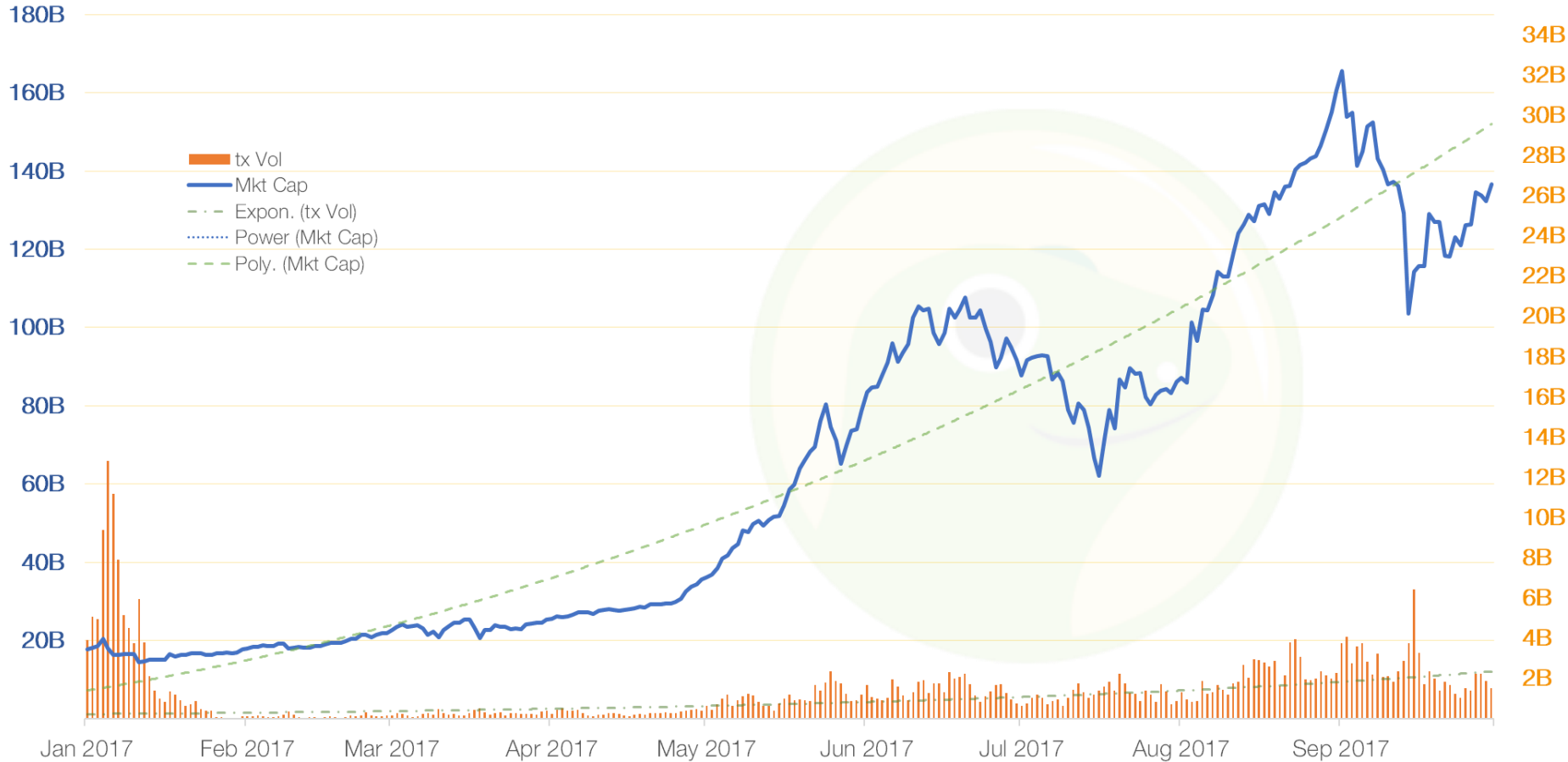


CoinGecko





### Market Cap vs Transaction Volume of Top-26 Cryptocurrencies



▲ **600% return in 3 Quarters**

▲ **Increased Trading Volume after 2<sup>nd</sup> Quarter**

▲ **High Volatility**

#### Top-26 Cryptocurrencies by Market Cap (as at 22/9/2017)

- |                           |                    |
|---------------------------|--------------------|
| 1 Bitcoin (BTC)           | 14 Lisk (LSK)      |
| 2 Ethereum (ETH)          | 15 Tether (USDT)   |
| 3 Bitcoin Cash (BCH)      | 16 Qtum (QTUM)     |
| 4 Ripple (XRP)            | 17 Stratis (STRAT) |
| 5 Dash (DASH)             | 18 zCash (ZEC)     |
| 6 Litecoin (LTC)          | 19 Waves (WAVES)   |
| 7 NEM (XEM)               | 20 Ark (ARK)       |
| 8 IOTA (IOT)              | 21 EOS (EOS)       |
| 9 Monero (XMR)            | 22 Golem (GNT)     |
| 10 Ethereum Classic (ETC) | 23 Bitshares (BTS) |
| 11 NEO (NEO)              | 24 Siacoin (SC)    |
| 12 OmiseGo (OMG)          | 25 Dogecoin (DOGE) |
| 13 Bitconnect (BCC)       | 26 Status (SNT)    |

Note: Trading volume includes exchanges with and without fees. Okcoin, Huobi BTC China started charging fees from 24 January 2017 onwards.

Copyright © 2017 CoinGecko. All Rights Reserved. All figures, charts and graphs are based on data from [www.coingecko.com](http://www.coingecko.com) unless otherwise stated.

Important Notice: While we have made every attempt to ensure our data and information are gleaned from reliable sources and presented in the most accurate manner, CoinGecko takes no responsibility for any errors or omissions, or for the results obtained from the use of this information.

All information in this report is provided "as is", with no guarantee of completeness, accuracy, timeliness or for the results obtained from the use of this information. Nothing implied within this report should substitute the sound technical and business judgement of the reader.



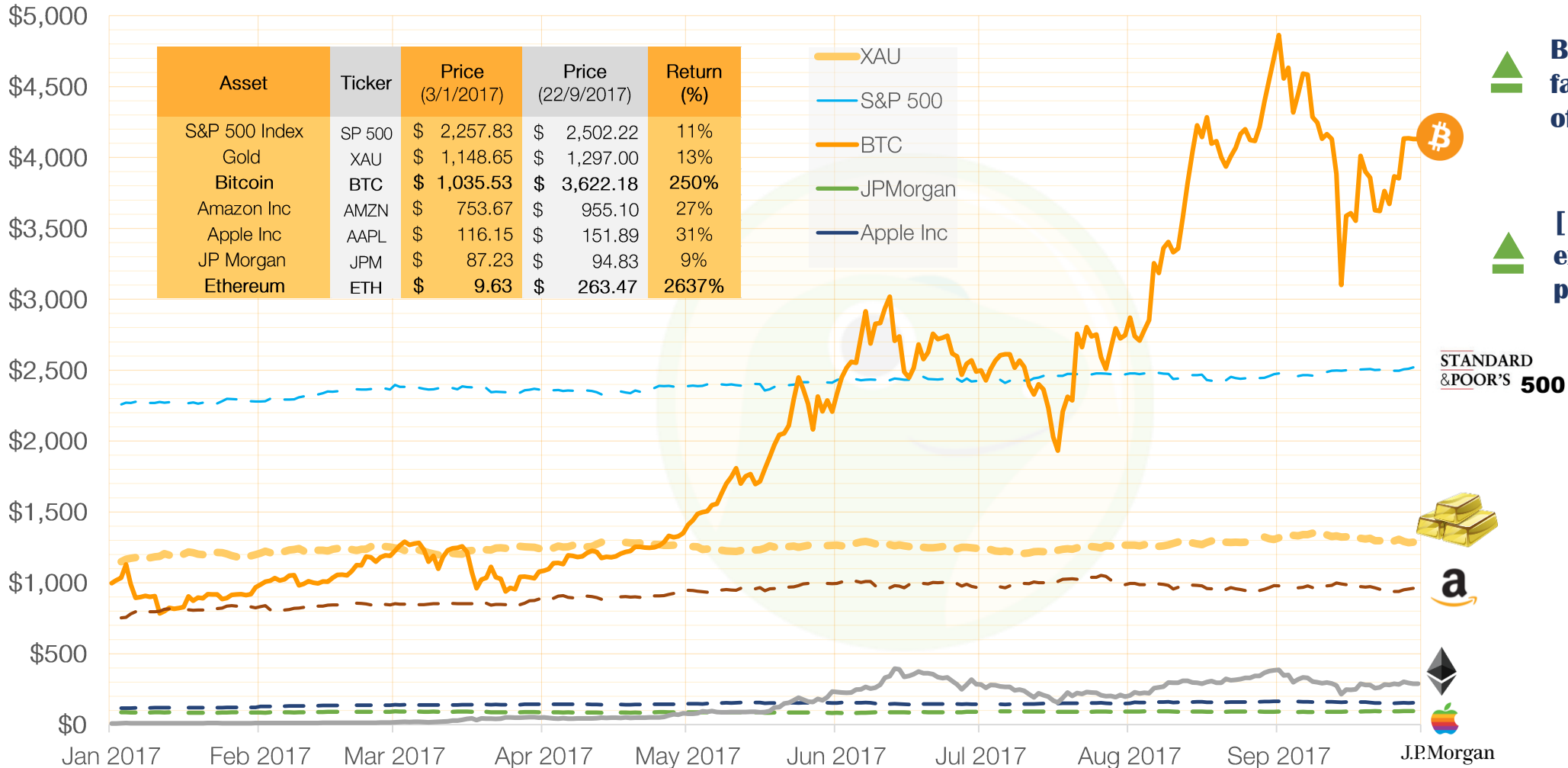
### Q3 Top-10 Cryptocurrency Price Growth (%)



#	Coin Name	Price (as of 22/9/2017)	YTD Returns (as of 22/9/2017)	Q3 Returns (as of 22/9/2017)
1	Bitcoin (BTC)	\$ 3,643.07	265%	46%
2	Ethereum (ETH)	\$ 259.23	3114%	-9%
3	Bitcoin Cash (BCH)	\$ 420.04	0%	-45%
4	Ripple (XRP)	\$ 0.17	2590%	-35%
5	Dash (DASH)	\$ 335.60	2846%	88%
6	Litecoin (LTC)	\$ 46.60	935%	13%
7	NEM (XEM)	\$ 0.21	6103%	31%
8	IOTA (IOT)	\$ 0.50	-4%	23%
9	Monero (XMR)	\$ 86.43	535%	95%
10	Ethereum Classic (ETC)	\$ 10.09	621%	-46%
11	NEO (NEO)	\$ 17.50	12240%	98%
12	OmiseGo (OMG)	\$ 8.68	630%	630%
13	Bitconnect (BCC)	\$ 109.93	75025%	113%
14	Lisk (LSK)	\$ 5.40	3591%	112%
15	Tether (USDT)	\$ 1.00	0%	-1%
16	Qtum (QTUM)	\$ 7.71	-34%	-36%
17	Stratis (STRAT)	\$ 4.04	5202%	-38%
18	zCash (ZEC)	\$ 174.99	261%	-42%
19	Waves (WAVES)	\$ 3.64	1543%	1%
20	Ark (ARK)	\$ 2.83	8235%	432%
21	EOS (EOS)	\$ 0.59	-73%	-73%
22	Golem (GNT)	\$ 0.24	2362%	-50%
23	Bitshares (BTS)	\$ 0.07	1650%	-70%
24	Siacoin (SC)	\$ 0.00	1630%	-72%
25	Dogecoin (DOGE)	\$ 0.00	237%	-71%
26	Status (SNT)	\$ 0.02	-61%	-61%




### Cryptocurrencies vs Non-Crypto Assets Price Comparison (USD)



▲ Bitcoin price growth far surpasses that of non-crypto assets

▲ [2637%] Ethereum experienced explosive price growth

STANDARD & POOR'S 500



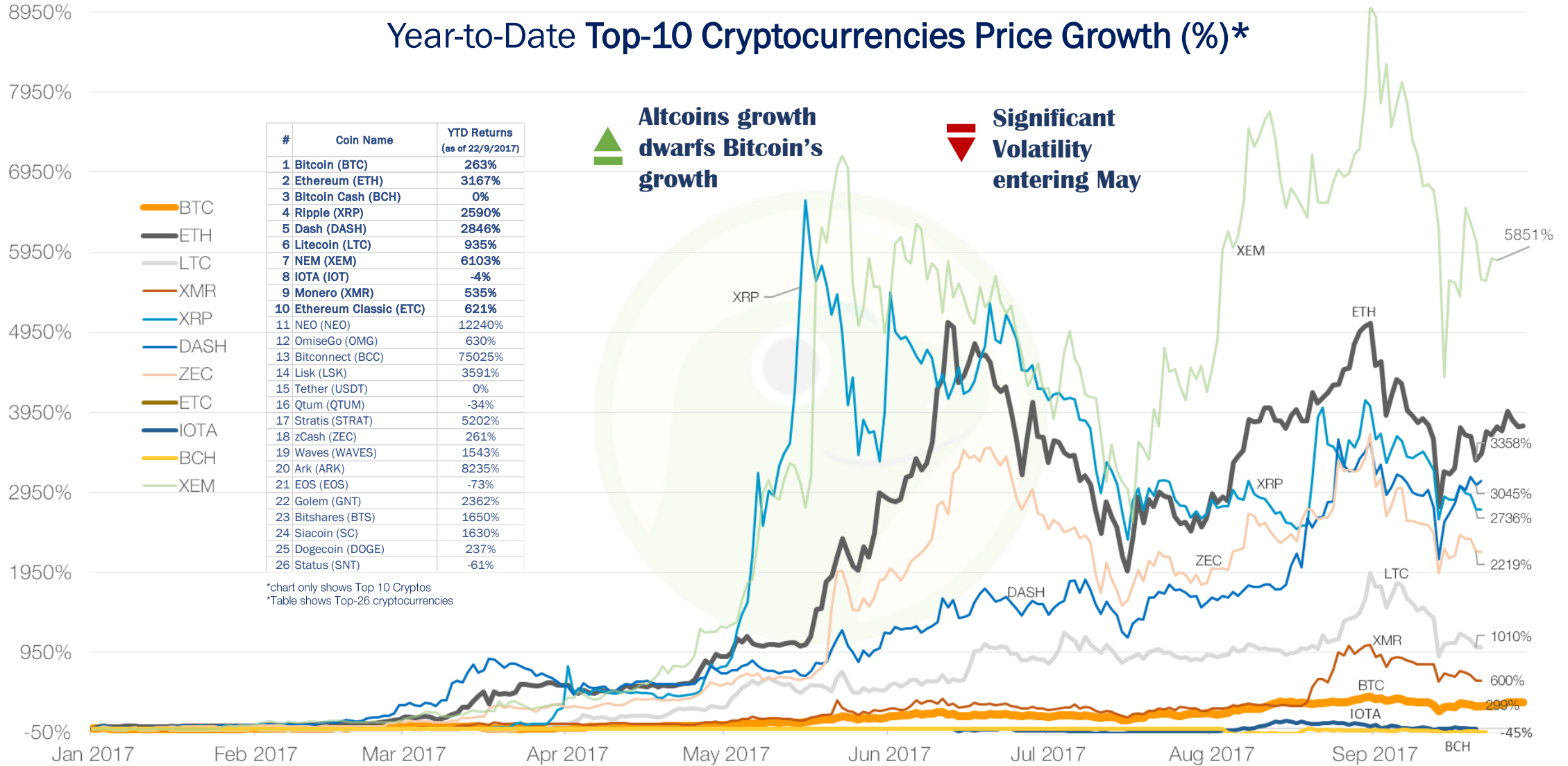
Data Source: [www.quandl.com](http://www.quandl.com)  
[www.nasdaq.com](http://www.nasdaq.com)

Copyright © 2017 CoinGecko. All Rights Reserved. All figures, charts and graphs are based on data from [www.coingecko.com](http://www.coingecko.com) unless otherwise stated.

Important Notice: While we have made every attempt to ensure our data and information are gleaned from reliable sources and presented in the most accurate manner, CoinGecko takes no responsibility for any errors or omissions, or for the results obtained from the use of this information. All information in this report is provided "as is", with no guarantee of completeness, accuracy, timeliness or for the results obtained from the use of this information. Nothing implied within this report should substitute the sound technical and business judgement of the reader.



### Year-to-Date Top-10 Cryptocurrencies Price Growth (%)\*

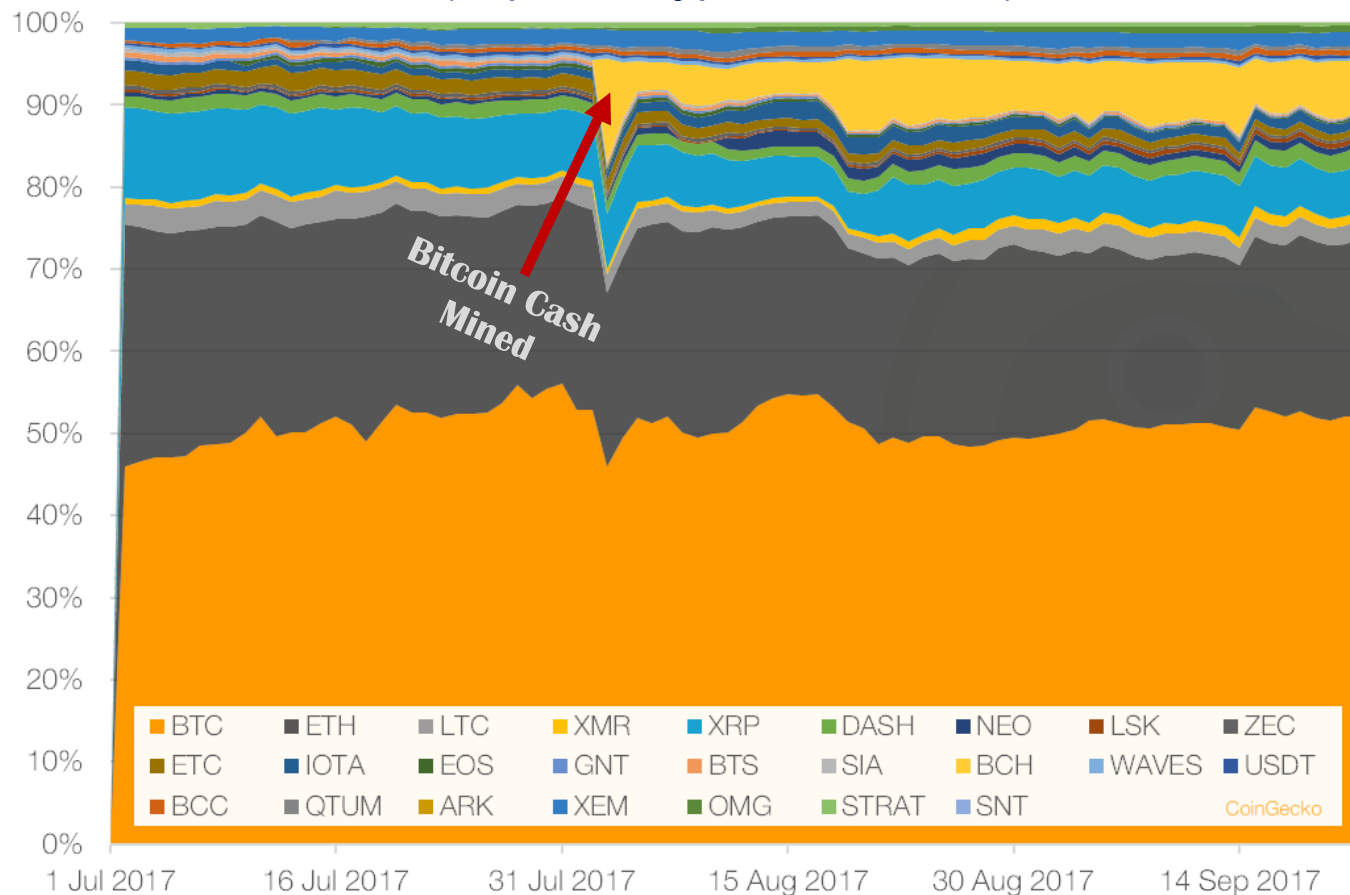


Copyright © 2017 CoinGecko. All Rights Reserved. All figures, charts and graphs are based on data from [www.coingecko.com](http://www.coingecko.com) unless otherwise stated.

Important Notice: While we have made every attempt to ensure our data and information are gleaned from reliable sources and presented in the most accurate manner, CoinGecko takes no responsibility for any errors or omissions, or for the results obtained from the use of this information. All information in this report is provided "as is", with no guarantee of completeness, accuracy, timeliness or for the results obtained from the use of this information. Nothing implied within this report should substitute the sound technical and business judgement of the reader.



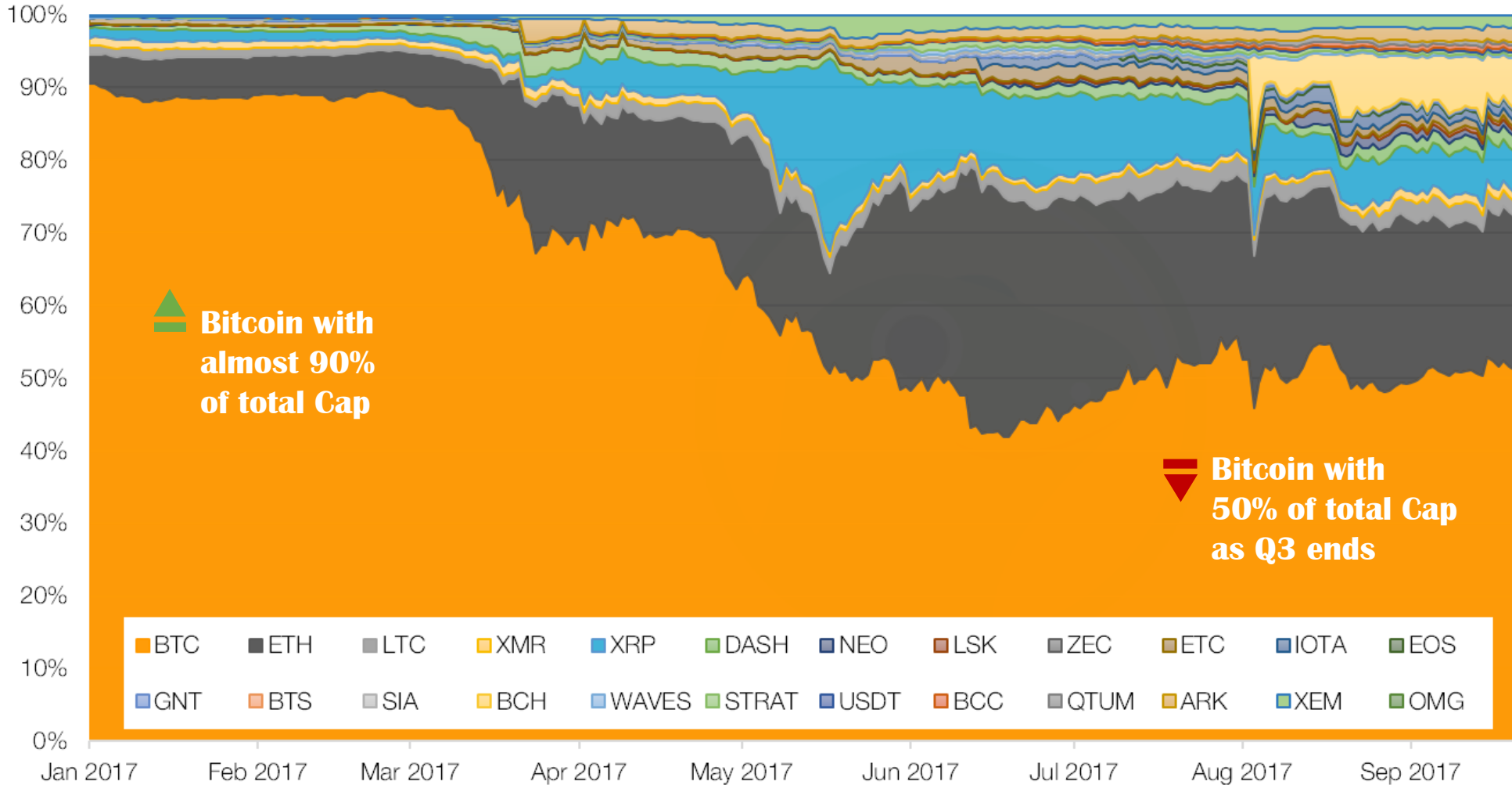
Quarterly Market Cap Distribution (%) (Top-26 Cryptocurrencies)



#	Coin Name	Market Cap Value (as of 22/9/2017)	Market Cap Distribution (as of 22/9/2017)
1	Bitcoin (BTC)	\$ 60,061,814,860.05	52.06%
2	Ethereum (ETH)	\$ 24,969,981,050.95	21.64%
3	Bitcoin Cash (BCH)	\$ 6,924,823,073.39	6.00%
4	Ripple (XRP)	\$ 6,577,272,573.56	5.70%
5	Dash (DASH)	\$ 2,541,016,646.07	2.20%
6	Litecoin (LTC)	\$ 2,471,412,829.45	2.14%
7	NEM (XEM)	\$ 1,897,074,913.33	1.64%
8	IOTA (IOT)	\$ 1,401,484,177.77	1.21%
9	Monero (XMR)	\$ 1,305,558,513.66	1.13%
10	Ethereum Classic (ETC)	\$ 966,224,671.06	0.84%
11	NEO (NEO)	\$ 875,171,839.01	0.76%
12	OmiseGo (OMG)	\$ 853,805,519.23	0.74%
13	Bitconnect (BCC)	\$ 743,139,551.88	0.64%
14	Lisk (LSK)	\$ 607,207,075.71	0.53%
15	Tether (USDT)	\$ 445,507,813.70	0.39%
16	Qtum (QTUM)	\$ 435,486,080.00	0.38%
17	Stratis (STRAT)	\$ 397,576,574.80	0.34%
18	zCash (ZEC)	\$ 391,020,620.02	0.34%
19	Waves (WAVES)	\$ 363,768,000.00	0.32%
20	Ark (ARK)	\$ 276,465,773.29	0.24%
21	EOS (EOS)	\$ 213,554,839.57	0.19%
22	Golem (GNT)	\$ 202,345,971.90	0.18%
23	Bitshares (BTS)	\$ 179,333,863.66	0.16%
24	Siacoin (SC)	\$ 117,305,518.66	0.10%
25	Dogecoin (DOGE)	\$ 82,670,674.02	0.07%
26	Status (SNT)	\$ 72,936,135.82	0.06%
Total Market Cap		115,373,959,160.52	100%



### Year-to-Date Market Cap Distribution (%) (Top-26 Cryptocurrencies)

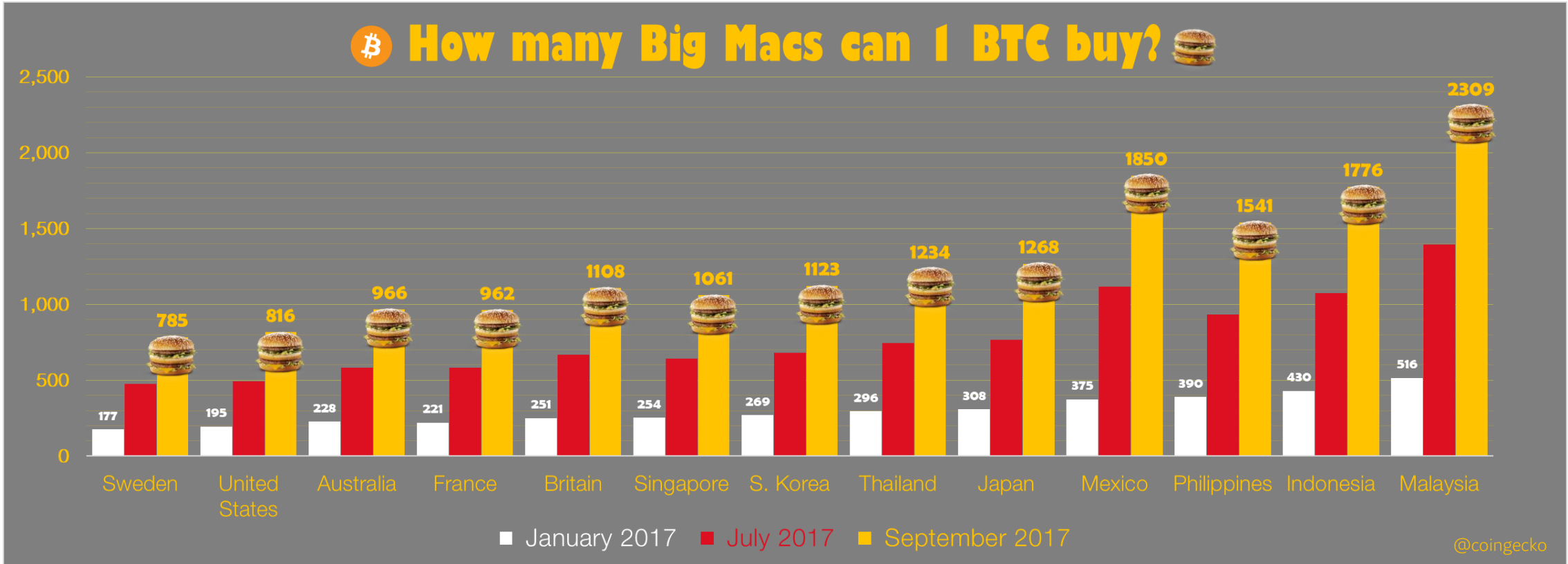


**Ethereum**  
Solidifies its position at 2<sup>nd</sup> Largest Market Cap

**25%**  
of this Market Cap Distribution is spread among remaining Altcoins  
*\*refer to Appendix 1 for detailed breakdown*

Copyright © 2017 CoinGecko. All Rights Reserved. All figures, charts and graphs are based on data from [www.coingecko.com](http://www.coingecko.com) unless otherwise stated.

Important Notice: While we have made every attempt to ensure our data and information are gleaned from reliable sources and presented in the most accurate manner, CoinGecko takes no responsibility for any errors or omissions, or for the results obtained from the use of this information. All information in this report is provided "as is", with no guarantee of completeness, accuracy, timeliness or for the results obtained from the use of this information. Nothing implied within this report should substitute the sound technical and business judgement of the reader.



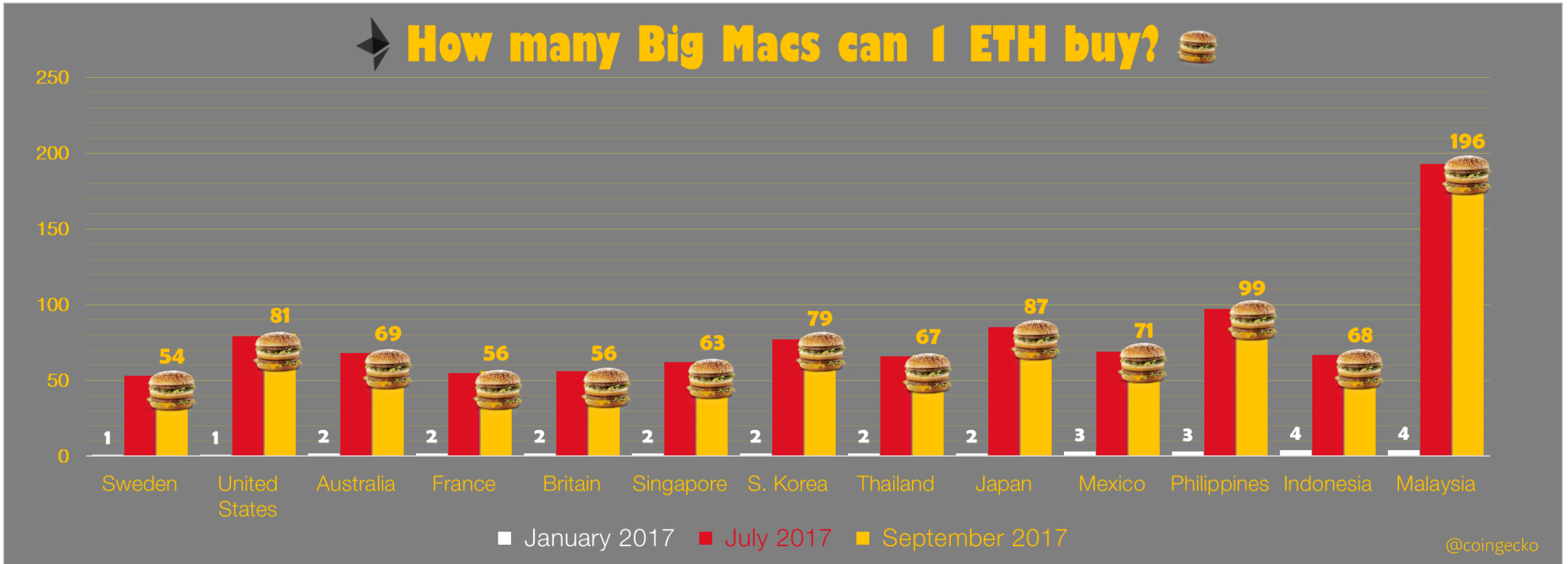
**It's a good year for early Bitcoin Investors!  
 Bitcoin's purchasing power quadrupled in the past 9 months!**

Source:  
<http://www.economist.com/content/big-mac-index>  
<https://www.mcdonalds.com>

Copyright © 2017 CoinGecko. All Rights Reserved. All figures, charts and graphs are based on data from [www.coingecko.com](http://www.coingecko.com) unless otherwise stated.

Important Notice: While we have made every attempt to ensure our data and information are gleaned from reliable sources and presented in the most accurate manner, CoinGecko takes no responsibility for any errors or omissions, or for the results obtained from the use of this information. All information in this report is provided "as is", with no guarantee of completeness, accuracy, timeliness or for the results obtained from the use of this information. Nothing implied within this report should substitute the sound technical and business judgement of the reader.





**How much more explosive growth can we expect from Ethereum?  
Which “Smart Contract” will gain most traction?**

Source:  
<http://www.economist.com/content/big-mac-index>  
<https://www.mcdonalds.com>

Copyright © 2017 CoinGecko. All Rights Reserved. All figures, charts and graphs are based on data from [www.coingecko.com](http://www.coingecko.com) unless otherwise stated.

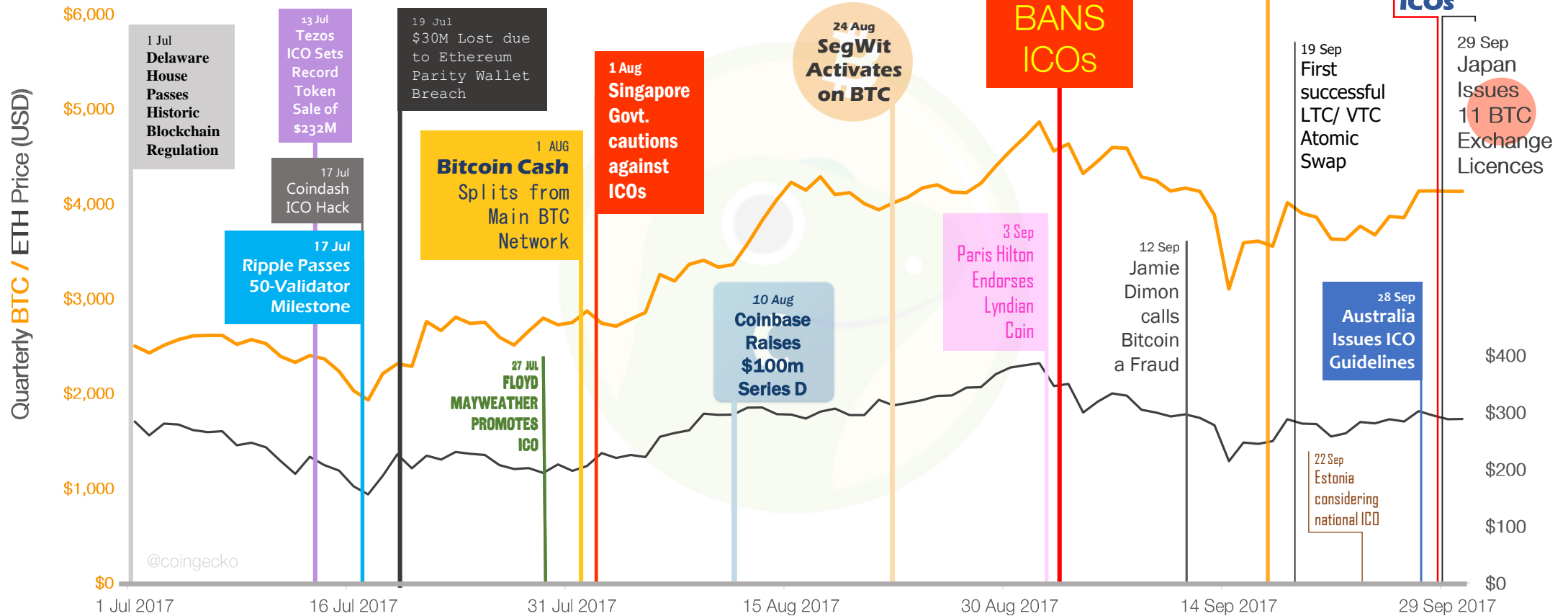
Important Notice: While we have made every attempt to ensure our data and information are gleaned from reliable sources and presented in the most accurate manner, CoinGecko takes no responsibility for any errors or omissions, or for the results obtained from the use of this information. All information in this report is provided “as is”, with no guarantee of completeness, accuracy, timeliness or for the results obtained from the use of this information. Nothing implied within this report should substitute the sound technical and business judgement of the reader.



# Regulatory Impact

Governments shake the crypto market with complete bans and increased regulation

Sources:  
[Wall Street Journal](#)  
[The Verge](#)  
[Coindesk](#)  
[The Straits Times](#)



Copyright © 2017 CoinGecko. All Rights Reserved. All figures, charts and graphs are based on data from [www.coingecko.com](http://www.coingecko.com) unless otherwise stated.

Important Notice: While we have made every attempt to ensure our data and information are gleaned from reliable sources and presented in the most accurate manner, CoinGecko takes no responsibility for any errors or omissions, or for the results obtained from the use of this information. All information in this report is provided "as is", with no guarantee of completeness, accuracy, timeliness or for the results obtained from the use of this information. Nothing implied within this report should substitute the sound technical and business judgement of the reader.



**“2017 has been really exciting for blockchain enthusiasts, both old and new. It is the year we witness the adoption of digital currencies spread massively across the globe.**

**Despite high volatility, the cryptocurrency market has no doubt been a very bullish one - The total market capitalisation of cryptocurrencies grew nearly ten-times in just the first 9 months of 2017. Also, the prices of Bitcoin and Ethereum are strikingly higher than where they started earlier this year.**

**However, we do acknowledge that there are strong headwinds to future growth. For example, the market experienced a few huge dips as investors reacted to news like BCH's split and more recently to regulatory play by certain countries. In light of this, no one can be absolutely sure of where cryptocurrency is headed in the short term.**

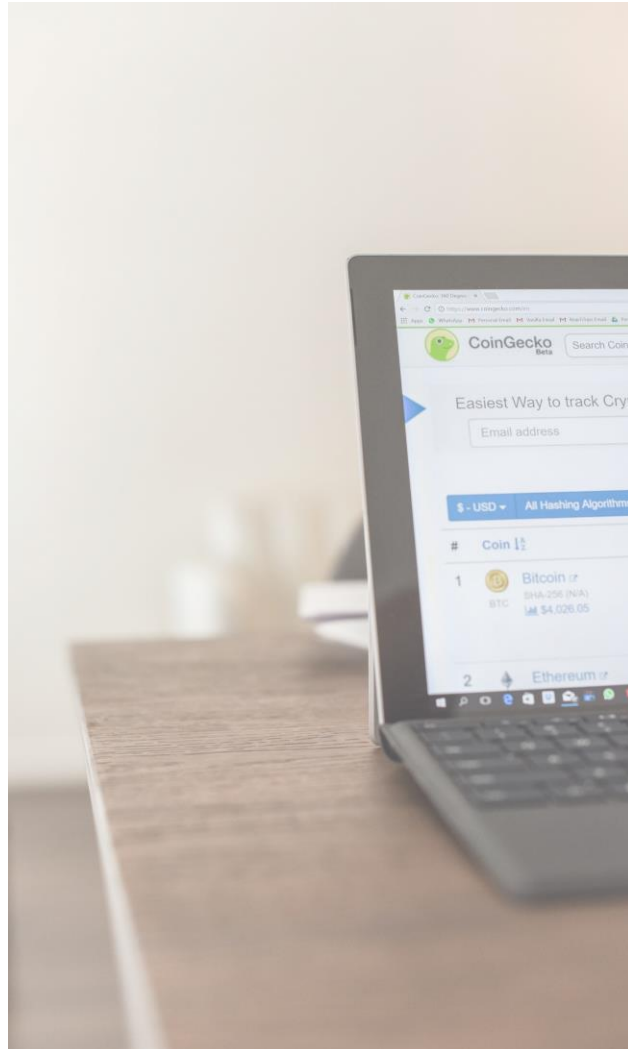


**Our view remains that investors should stay cautious in the shorter term as this industry starts to gain regulatory attention. Yet in the midst of these headwinds, let's not lose sight of where cryptocurrency is headed in the long term – revolutionising payments, information sharing, and privacy to create a much more efficient society.**



**CoinGecko has and will always strive to provide users with data, trends, insights, and added perspective on this dynamic crypto market.”**

Yours Faithfully,



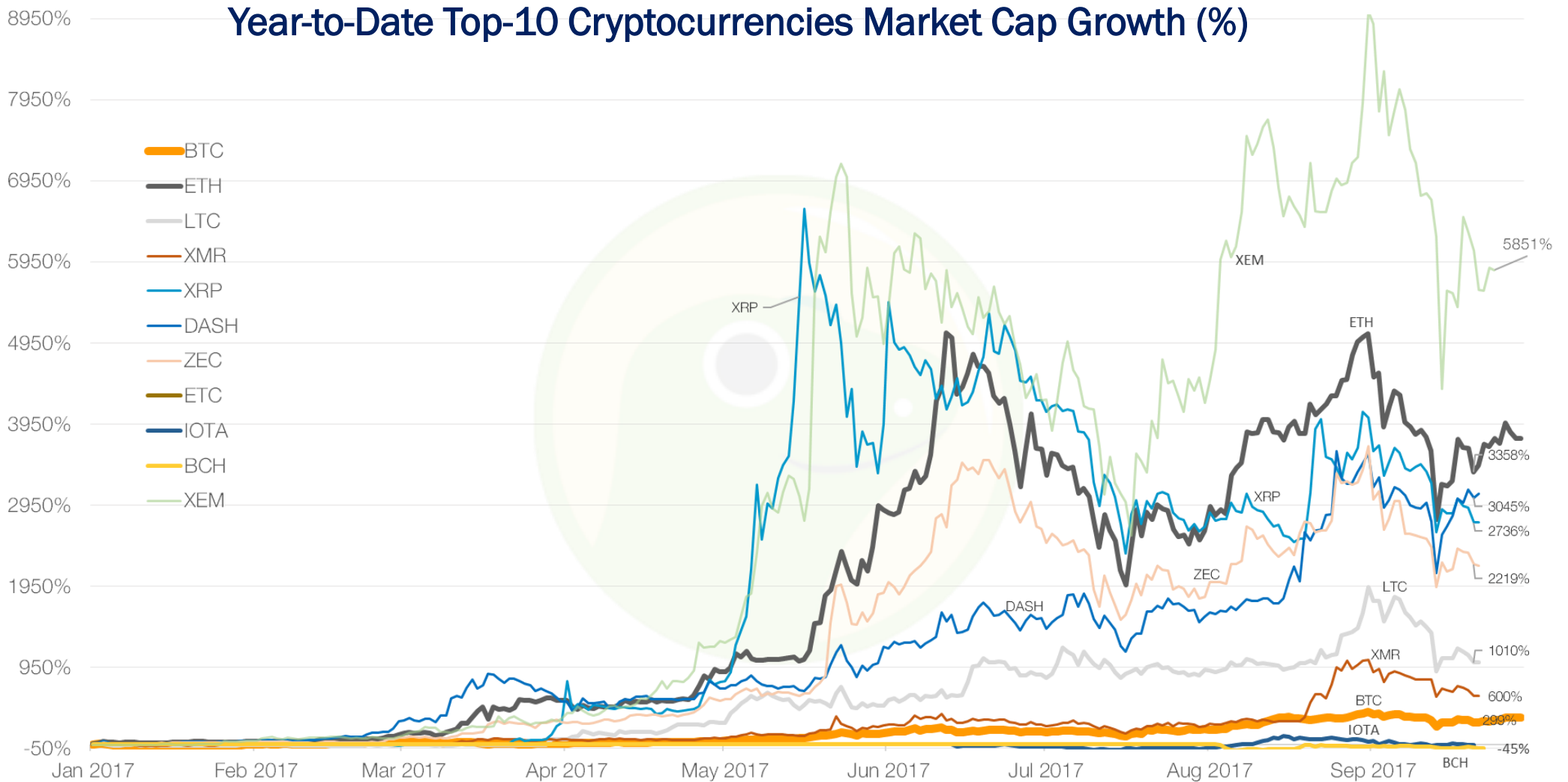
### Top-26 Cryptocurrencies (as at 22 Sept 2017)

#	Coin Name	Price (as of 22/9/2017)	YTD Returns (as of 22/9/2017)	Q3 Returns (as of 22/9/2017)	Market Cap Value (as of 22/9/2017)	Market Cap Distribution (as of 22/9/2017)	Maximum Market Cap Growth (Peak Growth Value YTD)
1	Bitcoin (BTC)	\$ 3,622.18	263%	45%	60,061,814,860.05	52.06%	401%
2	Ethereum (ETH)	\$ 263.47	3167%	-7%	24,969,981,050.95	21.64%	5075%
3	Bitcoin Cash (BCH)	\$ 420.04	0%	-45%	6,924,823,073.39	6.00%	0%
4	Ripple (XRP)	\$ 0.17	2590%	-35%	6,577,272,573.56	5.70%	6602%
5	Dash (DASH)	\$ 335.60	2846%	88%	2,541,016,646.07	2.20%	3612%
6	Litecoin (LTC)	\$ 46.60	935%	13%	2,471,412,829.45	2.14%	1944%
7	NEM (XEM)	\$ 0.21	6103%	31%	1,897,074,913.33	1.64%	9037%
8	IOTA (IOT)	\$ 0.50	-4%	23%	1,401,484,177.77	1.21%	99%
9	Monero (XMR)	\$ 86.43	535%	95%	1,305,558,513.66	1.13%	1044%
10	Ethereum Classic (ETC)	\$ 10.09	621%	-46%	966,224,671.06	0.84%	1644%
11	NEO (NEO)	\$ 17.50	12240%	98%	875,171,839.01	0.76%	36081%
12	OmiseGo (OMG)	\$ 8.68	630%	630%	853,805,519.23	0.74%	3252%
13	Bitconnect (BCC)	\$ 109.93	75025%	113%	743,139,551.88	0.64%	126040%
14	Lisk (LSK)	\$ 5.40	3591%	112%	607,207,075.71	0.53%	5504%
15	Tether (USDT)	\$ 1.00	0%	-1%	445,507,813.70	0.39%	4377%
16	Qtum (QTUM)	\$ 7.71	-34%	-36%	435,486,080.00	0.38%	254%
17	Stratis (STRAT)	\$ 4.04	5202%	-38%	397,576,574.80	0.34%	15561%
18	zCash (ZEC)	\$ 174.99	261%	-42%	391,020,620.02	0.34%	3682%
19	Waves (WAVES)	\$ 3.64	1543%	1%	363,768,000.00	0.32%	2836%
20	Ark (ARK)	\$ 2.83	8235%	432%	276,465,773.29	0.24%	12075%
21	EOS (EOS)	\$ 0.59	-73%	-73%	213,554,839.57	0.19%	13%
22	Golem (GNT)	\$ 0.24	2362%	-50%	202,345,971.90	0.18%	8794%
23	Bitshares (BTS)	\$ 0.07	1650%	-70%	179,333,863.66	0.16%	10472%
24	Siacoin (SC)	\$ 0.00	1630%	-72%	117,305,518.66	0.10%	10916%
25	Dogecoin (DOGE)	\$ 0.00	237%	-71%	82,670,674.02	0.07%	1664%
26	Status (SNT)	\$ 0.02	-61%	-61%	72,936,135.82	0.06%	46%

Copyright © 2017 CoinGecko. All Rights Reserved. All figures, charts and graphs are based on data from [www.coingecko.com](http://www.coingecko.com) unless otherwise stated.

Important Notice: While we have made every attempt to ensure our data and information are gleaned from reliable sources and presented in the most accurate manner, CoinGecko takes no responsibility for any errors or omissions, or for the results obtained from the use of this information.

All information in this report is provided "as is", with no guarantee of completeness, accuracy, timeliness or for the results obtained from the use of this information. Nothing implied within this report should substitute the sound technical and business judgement of the reader.



Copyright © 2017 CoinGecko. All Rights Reserved. All figures, charts and graphs are based on data from [www.coingecko.com](http://www.coingecko.com) unless otherwise stated.

Important Notice: While we have made every attempt to ensure our data and information are gleaned from reliable sources and presented in the most accurate manner, CoinGecko takes no responsibility for any errors or omissions, or for the results obtained from the use of this information. All information in this report is provided "as is", with no guarantee of completeness, accuracy, timeliness or for the results obtained from the use of this information. Nothing implied within this report should substitute the sound technical and business judgement of the reader.



Year-to-Date **BTC** / **ETH** Price (USD)



Copyright © 2017 CoinGecko. All Rights Reserved. All figures, charts and graphs are based on data from [www.coingecko.com](http://www.coingecko.com) unless otherwise stated.

Important Notice: While we have made every attempt to ensure our data and information are gleaned from reliable sources and presented in the most accurate manner, CoinGecko takes no responsibility for any errors or omissions, or for the results obtained from the use of this information.

All information in this report is provided "as is", with no guarantee of completeness, accuracy, timeliness or for the results obtained from the use of this information. Nothing implied within this report should substitute the sound technical and business judgement of the reader.