



kits

Solutions for individual
residences, businesses and
small buildings

VIDEO KITS

AUDIO KITS

BUILDING KITS

Video kits

RESIDENCES AND BUSINESSES

SELECTION OF VIDEO KITS FOR RESIDENCES AND BUSINESSES.
All these FERMAX video kits are Plug and Play (kits don't require programming).


















NEW

The DUOX PLUS WIFI kits are now compatible with **GOOGLE HOME, ALEXA** and **SIRI**.



2 WIRES (DUOX PLUS)							
	DUOX PLUS VEO WiFi KIT	DUOX PLUS VEO-XS WiFi KIT	DUOX PLUS VEO-XL WiFi KIT	DUOX PLUS MARINE VEO-XS WiFi KIT	DUOX PLUS MARINE BLACK VEO-XS WiFi KIT	DUOX PLUS ONE-TO-ONE VEO WiFi KIT	DUOX PLUS MARINE ONE-TO-ONE VEO-XS WiFi KIT
OUTDOOR PANEL	 cityline	 cityline	 cityline	 Marine	 Marine	 cityline	 Marine
MONITOR	 VEO	 VEO XS	 VEO XL	 VEO XS	 VEO XS	 VEO	 VEO XS
REFERENCES No. APARTMENTS	94411 (1/W) 94421 (2/W)	94511 (1/W) 94521 (2/W)	9471 (1/W) 9472 (2/W)	50731 (1/W)	50831 (1/W)	49081 (1/W)	50781 (1/W)
CALL DIVERT TO SMARTPHONE	Yes	Yes	Yes	Yes	Yes	Yes	Yes
TECHNOLOGY	2 wires	2 wires	2 wires	2 wires	2 wires	2 wires	2 wires
PANEL MOUNTING	Flush mounted	Flush mounted	Flush mounted	Flush mounted	Flush mounted	Flush mounted	Flush mounted
INTEGRATED ACCESS CONTROL	No	No	No	No	No	No	No
ADDITIONAL PANELS	9	9	9	9	9	9	9
MONITOR SCREEN	4,3"	4,3"	7"	4,3"	4,3"	4,3"	4,3"
CONVERSATION MODE	With handset	Hands-free	Hands-free	Hands-free	Hands-free	With handset	Hands-free
CAPTURE OF IMAGES	Yes	Yes	Yes	Yes	Yes	Yes	Yes
INTERCOM.	No	No	No	No	No	No	No
COMP. VIDEO SURVEILLANCE	Yes	Yes	Yes	Yes	Yes	Yes	Yes
ADDITIONAL MONITORS*	2	2	2	2	2	2	2
COMPATIBLE WITH SMART SPEAKERS	Yes	Yes	Yes	Yes	Yes	Yes	Yes

The widest range of connected kits on the market!

2 WIRES (DUOX PLUS)			2 WIRES (WAY-FI PLUS)	2 WIRES (WAY)	VDS	MEET	
DUOX PLUS MEMOVISION VEO WIFI KIT	DUOX PLUS MEMOVISION VEO-XS WIFI KIT	DUOX PLUS MEMOVISION VEO-XL WIFI KIT	NEW WAY-FI PLUS KIT	WAY KIT	VEO WIBOX VDS KIT	NEW MEET NEO KIT	NEW MEET WIT KITS
 cityline	 cityline	 cityline	 Way-Fi+	 Way	 cityline	 MILO	 MILO
 VEO	 VEO XS	 VEO XL	 Way-Fi+	 Way	 VEO	 neo	 wit
49071 (1/W)	49121 (1/W)	49171 (1/W)	1571 (1/W)	1401 (1/W) 1402 (2/W)	94111 (1/W)	1508 (1/W)	1506 (1/W White) 1507 (1/W Black)
Yes	Yes	Yes	Yes	No	Yes	Yes	Yes
2 wires	2 wires	2 wires	2 wires	2 wires	5 wires	IP	IP
Flush mounted	Flush mounted	Flush mounted	Surface	Surface	Flush mounted	Flush mounted	Flush mounted
Yes (keypad)	Yes (keypad)	Yes (keypad)	No	No	No	No	No
9	9	9	1	3	0	7	7
4,3"	4,3"	7"	7"	7"	4,3"	7"	10"
With handset	Hands-free	Hands-free	Hands-free	Hands-free	With handset	Hands-free	Hands-free
Yes	Yes	Yes	Yes	Yes	Yes, from the App	Yes	Yes
No	No	No	Yes	Yes	No	Yes	Yes
Yes	Yes	Yes	Yes	No	Yes	No	No
2	2	2	5	1	0	7*	7*
Yes	Yes	Yes	Yes	No	No	No	No

* For every 4 devices connected to the installation, an additional switch ref.1586 is required.

It takes 2 to connect





DUOX PLUS WiFi VIDEO KITS include the **DUOX PLUS WiFi** monitors with integrated WiFi connectivity. Now it's possible to divert a call from your video door entry system to your smartphone or tablet.

You just need to download the **free BLUE app** to feel at home.

NEW

By connecting to **Alexa and Google Home**, you can receive call notifications from the video intercom on a smart speaker or display.

You can also use your voice to open the door, either with **smart speakers or displays or with Siri** from your iOS device (iPhone, iPad or Apple Watch).



MONITOR FEATURES

- Call divert to mobile.
- Automatic image capture upon receiving a call.
- Ringtone selection and call volume adjustment.
- "Do not disturb" mode.
- Auto-on.
- Additional function F1 (to activate second door, staircase light, etc.).
- Additional function F2 (to activate second door, staircase light, etc.).
- Aerial cameras visualisation.



With the DUOX PLUS WiFi monitors, the **call divert to mobile phones comes as standard.**

It allows to **establish communication with the outdoor panels and open the door.**

It allows to **see who is calling** before answering **and open a second auxiliary door.**

Automatic image capture of the caller and their **register in the call log.**

Up to **8 smartphones/tablets in the same apartment** can receive the call **simultaneously.**

It is as simple as downloading the **BLUE by FERMAX** app from Google Play or the Apple Store.

STANDARD SOLUTION

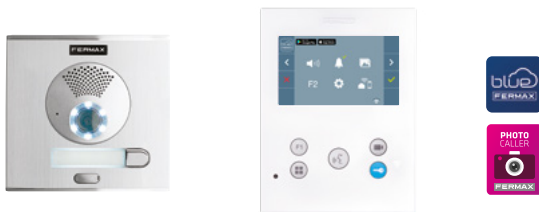


94411 1/W DUOX PLUS VEO WiFi KIT

- 40708 1/W colour DUOX PLUS CITY panel. S1: 130x128.
- 8948 Flush box S1: 115x114x45.
- 9446 4,3" DUOX PLUS VEO WiFi monitor.
- 9447 DUOX PLUS Connector.
- 4825 Power supply unit+filter DIN10 24Vdc-2.5A.
- 4802 Power supply DIN4 230Vac/12Vac/1A.

94421 2/W DUOX PLUS VEO WiFi KIT

Same as kit ref.94411 but 2/W video panel (ref.40008), 2 VEO WiFi monitors (ref.9446) and their connectors (ref. 9447). Includes 1 line adaptor (ref.3255).

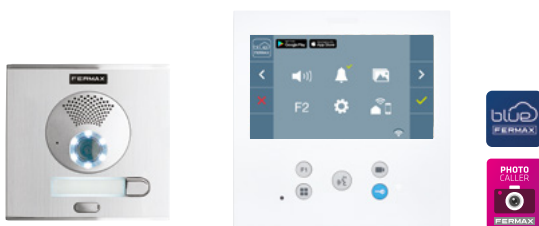


94511 1/W DUOX PLUS VEO-XS WiFi KIT

- 40708 1/W colour DUOX PLUS CITY panel. S1: 130x128.
- 8948 Flush box S1: 115x114x45.
- 9449 4,3" DUOX PLUS VEO-XS WiFi monitor.
- 9447 DUOX PLUS Connector.
- 4825 Power supply unit+filter DIN10 24Vdc-2.5A.
- 4802 Power supply DIN4 230Vac/12Vac/1A.

94521 2/W DUOX PLUS VEO-XS WiFi KIT

Same as kit ref.94511 but 2/W video panel (ref.40008), 2 VEO-XS WiFi monitors (ref.9449) and their connectors (ref. 9447). Includes 1 line adaptor (ref.3255).



9471 1/W DUOX PLUS VEO-XL WiFi KIT

- 40708 1/W colour DUOX PLUS CITY panel. S1: 130x128.
- 8948 Flush box S1: 115x114x45.
- 9469 7" DUOX PLUS VEO-XL WiFi monitor.
- 9447 DUOX PLUS Connector.
- 4825 Power supply unit+filter DIN10 24Vdc-2.5A.
- 4802 Power supply DIN4 230Vac/12Vac/1A.

9472 2/W DUOX PLUS VEO-XL WiFi KIT

Same as kit ref.9471 but 2/W video panel (ref.40008), 2 VEO-XL WiFi monitors (ref.9469) and their connectors (ref.9447). Includes 1 line adaptor (ref.3255).

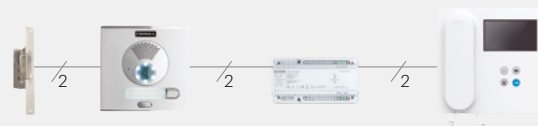
EXTENSIONS

Indoor: the kit allows a maximum of 3 terminals, the included one and 2 additional ones. Depending on the type of cable and distances, an additional power supply (ref.4825), line adaptor ref.3255 and/or regenerators might be required.

Outdoor: it is possible to extend the installation by adding more outdoor panels (up to 10). Depending on the type of cable and topology, it may be required an additional power supply (ref.4825), line adaptors ref.3255 and/or regenerators might be required.

It is possible to add an IP/DUOX PLUS CAMERA INTERFACE.
(See pag.60)

INSTALLATION DIAGRAM



DISTANCES Check the technical manual of the kit.

DOOR LOCK

It is recommended to power the electric lock release independently, whenever possible. It is also essential for AC electric strikes, for which the power supply ref. 4802 is included in the kit. If you wish to install a 12Vdc electric lock release without an additional power supply, we recommend the low consumption Fermax model ref. 29588.



WITH VANDAL-PROOF STAINLESS STEEL PANEL



50731 1/W DUOX PLUS MARINE VEO-XS WiFi KIT

- 44338 MARINE panel DUOX PLUS ST1: 150x180.
- 4641 Flush box ST1: 130x160x55.
- 9449 4,3" DUOX PLUS VEO-XS WiFi monitor.
- 9447 DUOX PLUS Connector.
- 4825 Power supply unit+filter DIN10 24Vdc-2.5A.
- 4802 Power supply DIN4 230Vac/12Vac/1A.



50831 1/W DUOX PLUS MARINE BLACK VEO-XS WiFi KIT

- 44438 MARINE BLACK panel DUOX PLUS ST1: 150x180.
- 4641 Flush box ST1: 130x160x55.
- 9449 4,3" DUOX PLUS VEO-XS WiFi monitor.
- 9447 DUOX PLUS Connector.
- 4825 Power supply unit+filter DIN10 24Vdc-2.5A.
- 4802 Power supply DIN4 230Vac/12Vac/1A.

ACCESSIBILITY FOR ALL



49081 1/W DUOX PLUS ONE-TO-ONE VEO WiFi KIT

- 73891 1/W DUOX PLUS One-To-One CITY panel with induction loop. Panel S4: 130x199.
- 8949 Flush box S4: 115x185x45.
- 9456 4,3" DUOX PLUS VEO WiFi monitor w/induction loop.
- 9447 DUOX PLUS Connector.
- 4825 Power supply unit+filter DIN10 24Vdc-2.5A.
- 4802 Power supply DIN4 230Vac/12Vac/1A.




50781 1/W DUOX PLUS MARINE ONE-TO-ONE VEO-XS WiFi KIT

- 55361 1/W DUOX PLUS One-To-One MARINE panel with induction loop. ST2: 150x240.
- 4642 Flush box ST2: 130x220x55.
- 9459 4,3" colour DUOX PLUS VEO-XS monitor w/induction loop.
- 9447 DUOX PLUS Connector.
- 4825 Power supply unit+filter DIN10 24Vdc-2.5A.
- 4802 Power supply DIN4 230Vac/12Vac/1A.

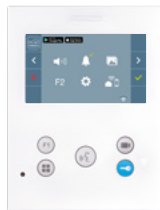


WITH ACCESS VIA KEYPAD CODE



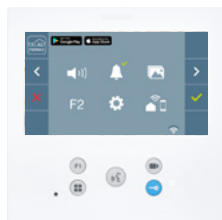
49071 1/W DUOX PLUS MEMOVISION VEO WiFi KIT

- 73881 1/W DUOX PLUS MEMOVISION panel. S5:130x246.
- 8855 Flush box S5: 115x233x45.
- 9446 4,3" DUOX PLUS VEO WiFi monitor.
- 9447 DUOX PLUS Connector.
- 4825 Power supply unit+filter DIN10 24Vdc-2.5A.
- 4802 Power supply DIN4 230Vac/12Vac/1A.



49121 1/W DUOX PLUS MEMOVISION VEO-XS WiFi KIT

- 73881 1/W DUOX PLUS MEMOVISION panel. S5:130x246.
- 8855 Flush box S5: 115x233x45.
- 9449 4,3" colour DUOX PLUS VEO-XS monitor.
- 9447 DUOX PLUS Connector.
- 4825 Power supply unit+filter DIN10 24Vdc-2.5A.
- 4802 Power supply DIN4 230Vac/12Vac/1A.



49171 1/W DUOX PLUS MEMOVISION VEO-XL WiFi KIT

- 73881 1/W DUOX PLUS MEMOVISION panel. S5:130x246.
- 8855 Flush box S5: 115x233x45.
- 9469 7" colour DUOX PLUS VEO-XL WiFi monitor.
- 9447 DUOX PLUS Connector.
- 4825 Power supply unit+filter DIN10 24Vdc-2.5A.
- 4802 Power supply DIN4 230Vac/12Vac/1A.


EXTENSIONS

Indoor: the kit allows a maximum of 3 terminals, the included one and 2 additional ones. Depending on the type of cable and distances, an additional power supply (ref.4825), line adaptor ref.3255 and/or regenerators might be required.

Outdoor: it is possible to extend the installation by adding more outdoor panels (up to 10). Depending on the type of cable and topology, it may be required an additional power supply (ref.4825), line adaptors ref.3255 and/or regenerators might be required.

It is possible to add an IP/DUOX PLUS CAMERA INTERFACE.
(See pag.60)

INSTALLATION DIAGRAM



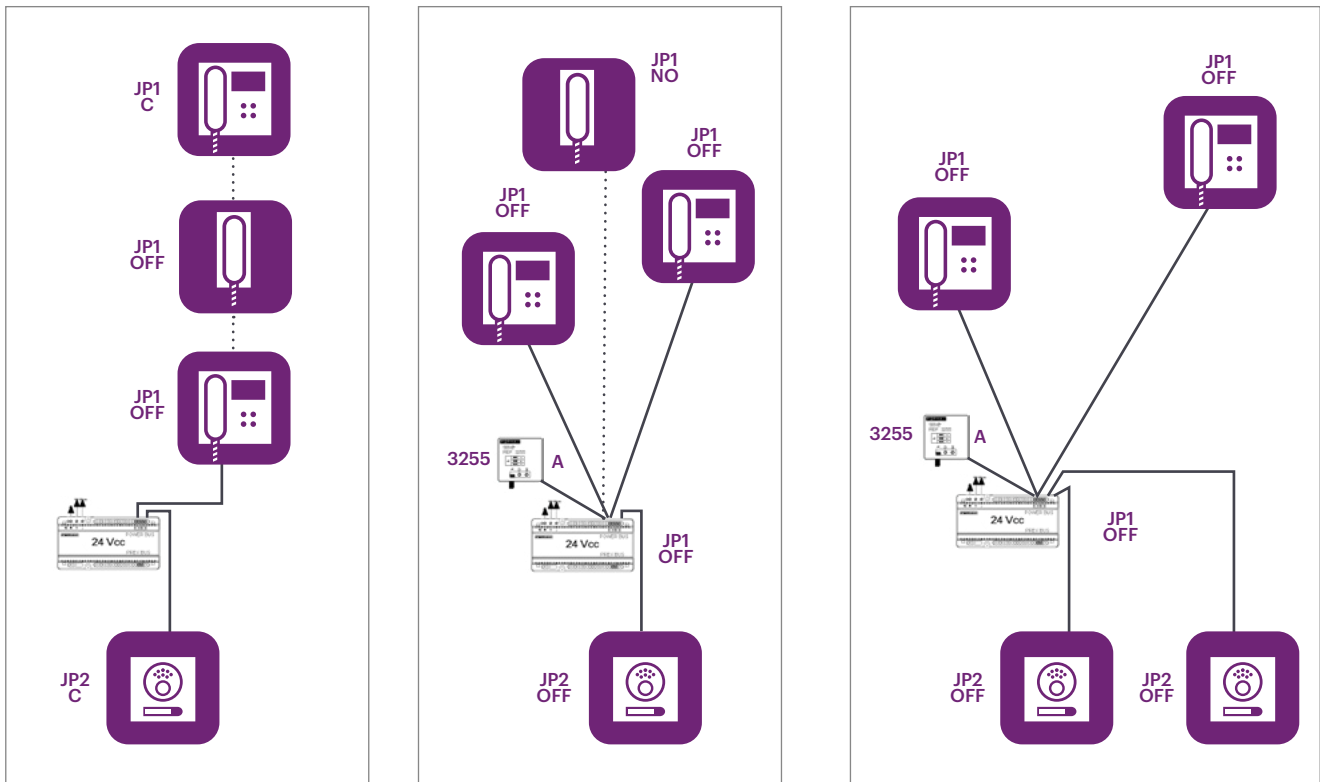
DISTANCES Check the technical manual of the kit.

DOOR LOCK

It is recommended to power the electric lock release independently, whenever possible. It is also essential for AC electric strikes, for which the power supply ref. 4802 is included in the kit. If you wish to install a 12Vdc electric lock release without an additional power supply, we recommend the low consumption FerroMax model ref. 29588.

VIDEO KIT DIAGRAM

Kits extensions



INDOOR: The kit allows a maximum of 3 terminals (the included one and 2 additional ones). Depending on the type of cable and distances, an additional power supply (ref. 4825), line adaptor ref. 3255 and/or regenerators might be required.

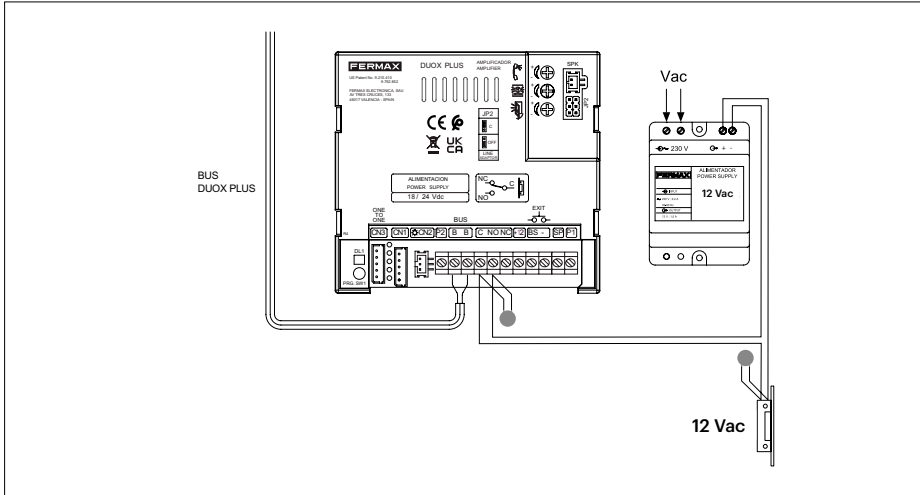
OUTDOOR: It is possible to extend the installation by adding more outdoor panels (up to 10). Depending on the type of cable and topology, it may be required an additional power supply (ref. 4825), line adaptors ref. 3255 and/or regenerators might be required.

Possibility of adding an IP CAMERA/DUOX PLUS INTERFACE.

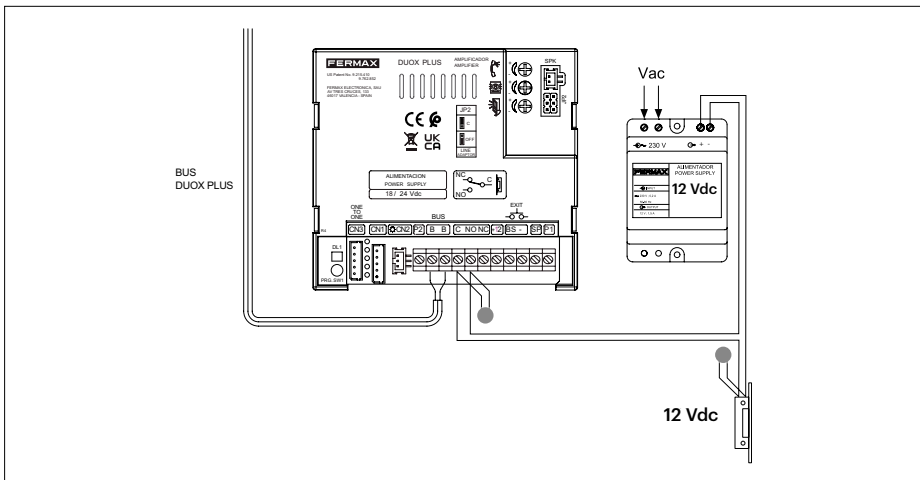
VIDEO KIT DIAGRAM

IMPORTANT: Remember to install the supplied protective varistors in the amplifier and in the lock release. Failure to do so may result in damage to the amplifier due to current spikes during opening.

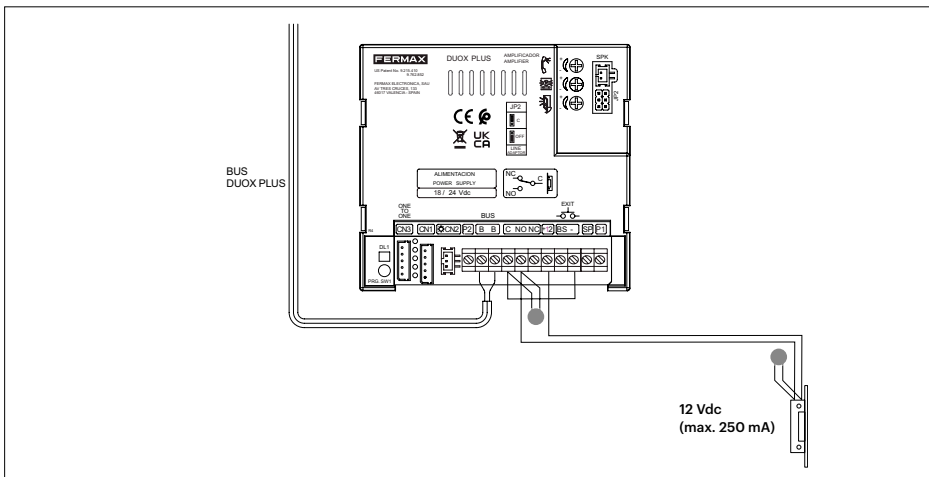
AC ELECTRIC LOCK RELEASE CONNECTION



DC ELECTRIC LOCK RELEASE CONNECTION



DC ELECTRIC LOCK RELEASE CONNECTION (Consumption < 250 mA) Lock release ref. 29588 is recommended.



For more information about DUOX PLUS, see the technical books available at:
<https://fermax.com/intl-en/documents>



NEW

The magic of the new in the video intercom you know




WAY-FI PLUS KIT

+ features, + distances, + quality

- New video camera **with high-quality image.**
- Compatible with smart **speakers and displays: ALEXA and GOOGLE HOME**, to receive call notifications on the smart speaker or display and be able to use voice commands to open the door.
- Easy pairing process via QR Code.
- Door opening from the smartphone (via optional security code), without the need for auto-on.
- Capture and viewing of photos/videos from the monitor or smartphone.
- Integration with Fermax IP cameras (visualisation from the monitor and smartphone. Motion detection alarms).



- Activation of the additional F1 function from the monitor or APP.
- Call from APP to home (with listening mode option).
- Unlimited number of users in the APP.
- Management of several WAY-FI PLUS kits (unlimited number of installations) from the same smartphone.
- Compatible with iOS version 10 or higher and ANDROID version 6 or higher.
- Intercommunication between monitors in the same house.
- Door opening via QR codes.



1571 1/W 7" WAY-FI PLUS KIT

- 1573 1/W WAY-FI PLUS video panel with hood. Panel dimensions with hood: 164x94x39mm.
- 1572 7" WAY-FI touch screen monitor with WiFi. Dimensions: 222x154mm.
- 1570 WAY-FI power supply.



EXTENSION

INDOOR: 5 additional monitors (6 in total)
 OUTDOOR: 1 additional panel (total 2)
 CAMERAS: Up to 4 WiFi IP cameras in total per installation.

MONITOR AND PANEL

- 1572 7" WAY-FI PLUS MONITOR
- 1573 1/W WAY-FI PLUS PANEL WITH HOOD

ADDITIONAL CAMERAS

Up to 4 WiFi IP CAMERAS can be connected to the monitor.
 9986 IP AUXILIARY CAMERA WITH WIFI

DOOR LOCK

Standard 12Vdc low consumption electric lock release ref. 29588 300N-412-S MAX with adjustable latch and short armouring type S needed. Compatible long armature ref. 2975 TYPE-G. In case of using other electric lock release, it will be necessary to use an additional power supply.

INSTALLATION DIAGRAM



DISTANCE TABLE

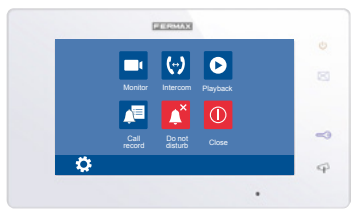
Recommended cable	Panel - Power supply	Power supply - last monitor
2x0,75mm2	110m	110m
2x1mm2 Parallel cable (REF.5925)	150m	150m
CAT5 (using only two wires)	35m	35m

Dimensions: (width) x (height) x (depth) mm.

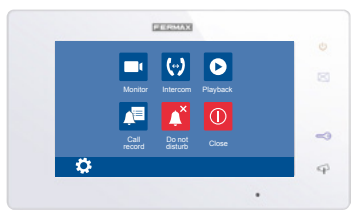
Affordable for every type of home



WAY KITS



- 1401 1/W 7" WAY KIT**
- 1416 1/W colour WAY video kit panel with hood. Panel dimensions with hood: 95x155x39.
- 1412 7" colour WAY monitor. Dimensions: 225x131mm.
- 1410 WAY power supply.



x2

- 1402 2/W 7" WAY KIT**
- 1417 2/W colour WAY video kit panel with hood. Panel dimensions with hood: 95x155x39.
- 1412 7" colour WAY monitor 1 (for 1st home).
- 1413 7" colour WAY monitor 2 (for 2nd home). Dimensions: 225x131mm.
- 1410 WAY power supply.

EXTENSIONS

INDOOR: 1 monitor without additional power supply.
 OUTDOOR: Up to 3 additional panels using the WAY panel switcher.

WAY MONITORS AND PANLES

- 1412 7" COLOUR WAY MONITOR 1 (for 1st home)
- 1413 7" COLOUR WAY MONITOR 2 (for 2nd home)
- 1416 1/W COLOUR WAY VIDEO KIT PANEL WITH HOOD
- 1417 2/W COLOUR WAY VIDEO KIT PANEL WITH HOOD
- 1419 WAY SWITCHER/DISTRIBUTOR


It allows to extend the total amount of outdoor panels in a WAY installation, adding up to 3 additional panels (total up to 4 outdoor panels per installation).

ADDITIONAL FUNCTIONS



- 1418 WAY RELAY MODULE
 It allows to open a second door from the monitor. Not compatible with WAY-FI PLUS kit.

INSTALLATION DIAGRAM



DISTANCES TABLE

Recom- mended cable	Section	A: Max. dist. panel-power supply	B: Max. distance pow.sup.-monitor
Twisted pair	2x1mm ²	80m	80m
	2x0,5mm ²	60m	60m

DOOR LOCK

Standard 12Vdc low consumption electric lock release ref. 29588 300N-412-S MAX with adjustable latch and short armouring type S needed. Compatible long armature ref. 2975 TYPE-G. In case of using other electric lock release, it will be necessary to use an additional power supply.

Connectivity with VDS technology



VEO WI-BOX VDS KIT



FEATURES FROM THE APP

- Call reception. Conversation.
- Door release (direct and during call).
- Auto-on. Panel or camera switching.
- Automatic image capture (10 last calls).
- Video and image capture.
- Concierge calls.
- Activate additional functions: light activation, second door opening, etc.
- Call history.
- Management of various homes.



If you want us to tell you
about it in a video, scan
this code



9411 1/W VDS VEO WI-BOX KIT

- 48505 1/W colour VDS CITY panel and flush box (ref.8948).
Panel S1: 130x128 / Flush box S1: 115x114x45.
- 9401 Colour 4,3" VDS VEO monitor.
- 9402 VDS VEO monitor connector.
- 4810 Power supply. 18Vdc/1,5A-12Vac/1,5A. DIN10.
- 3266 WiFi VDS WI-BOX call divert.

EXTENSIONS

This kit does not allow any extensions
neither indoors nor outdoors.

DOOR LOCK

It is recommended to power the electric lock release independently, whenever possible.
It is also essential for AC electric strikes, for which the power supply ref. 4810 is included
in the kit. If you wish to install a 12Vdc electric lock release without an additional power
supply, we recommend the low consumption Fermax model ref. 29588.

Dimensions: (width) x (height) x (depth) mm.

The advantages of IP technology at the best price



MEET NEO KIT

- Monitor with 7" capacitive touch screen. IP54 panel with flush box.
- High-quality HD colour 1.2Mpx audio and video.
- Call forwarding included as standard through our MEET ME App (licence for 8 terminals).
- Expandable up to 8 panels and 8 monitors.
- Easy assembly and installation thanks to its PoE power supply (network switch included, Plug&Play).
- Advanced functions: integration with IP cameras, intercommunication between monitors, alarm connection.



1508	1/W NEO KIT
9533	1/W MILO video panel -MEET PoE- Dimensions: 118x183x49mm
9543	1/W MILO panel flush box
14501	7" NEO MEET PoE white monitor Dimensions: 203x129x17,5mm
95411	NEO/WIT MEET monitor connector
1586	4 port PoE IP switch

EXTENSIONS

Expandable to a maximum of 8 panels and 8 monitors.
Possibility of intercommunication between monitors.

For every 4 devices connected to the installation, an additional switch ref.1586 is required.


MONITOR AND PANEL

9533	1/W MILO VIDEO MEET PANEL
14501	7" NEO MEET POE WHITE MONITOR

ADDITIONAL CAMERA

Up to 8 IP CAMERAS can be connected to the monitor.	
9985	PERIPHERAL IP DOME CAMERA
9982	POWER SUPPLY FOR PERIPHERAL CCTV CAMERA
9984	POWER ADAPTOR FOR PERIPHERAL CCTV CAMERA
1586	4 PORT POE IP SWITCH

INSTALLATION DIAGRAM



DOOR LOCK

Normal AC or DC operated lock release.
Additional power supply required (not included in the kit).

NEW

A unique, technologically advanced home



MEET WIT KITS



- 1506 1/W 10" WIT KIT**
- 9533 1/W MILO video panel -MEET PoE-
Dimensions: 118x183x49mm
 - 9543 1/W MILO panel flush box
 - 14831 10" WIT MEET white monitor
Dimensions: 270x168x20mm
 - 95411 NEO/WIT MEET monitor connector
 - 1586 4 port PoE IP switch

- 1507 1/W 10" WIT KIT "ALL BLACK"**
- 953303 1/W MILO video black panel -MEET PoE-
Dimensions: 118x183x49mm
 - 9543 1/W MILO panel flush box
 - 14833 10" WIT MEET black monitor
Dimensions: 270x168x20mm
 - 95411 NEO/WIT MEET monitor connector
 - 1586 4 port PoE IP switch

EXTENSIONS

Expandable to a maximum of 8 panels and 8 monitors.
Possibility of intercommunication between monitors.
For every 4 devices connected to the installation, an additional switch ref.1586 is required.

MONITORS AND PANELS

- 9533 1/W MILO VIDEO PANEL -MEET POE-
- 953303 1/W MILO VIDEO BLACK PANEL -MEET POE-
- 14831 10" WIT MEET WHITE MONITOR
- 14833 10" WIT MEET BLACK MONITOR

ADDITIONAL CAMERAS

- Up to 8 IP CAMERAS can be connected to the monitor.
- 9985 PERIPHERAL IP DOME CAMERA
 - 9982 POWER SUPPLY FOR PERIPHERAL CCTV CAMERA
 - 9984 POWER ADAPTOR FOR PERIPHERAL CCTV CAMERA
 - 1586 4 PORT POE IP SWITCH

INSTALLATION DIAGRAM



DOOR LOCK

Normal AC or DC operated lock release.
Additional power supply required (not included in the kit).

NEW

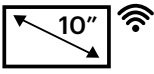
MEET

FEEL NO LIMITS **FERMAX IP**



IP WIT KITS


The new **WIT IP KITS** become the centre of the residence, allowing the home automation and video intercom to be managed from the WIT monitor.

10" touch screen monitor



CCTV IP cameras visualisation



1/W MILO panel



Home automation integration



Call divert to mobile

SOME FEATURED COMPATIBLE BRANDS:

