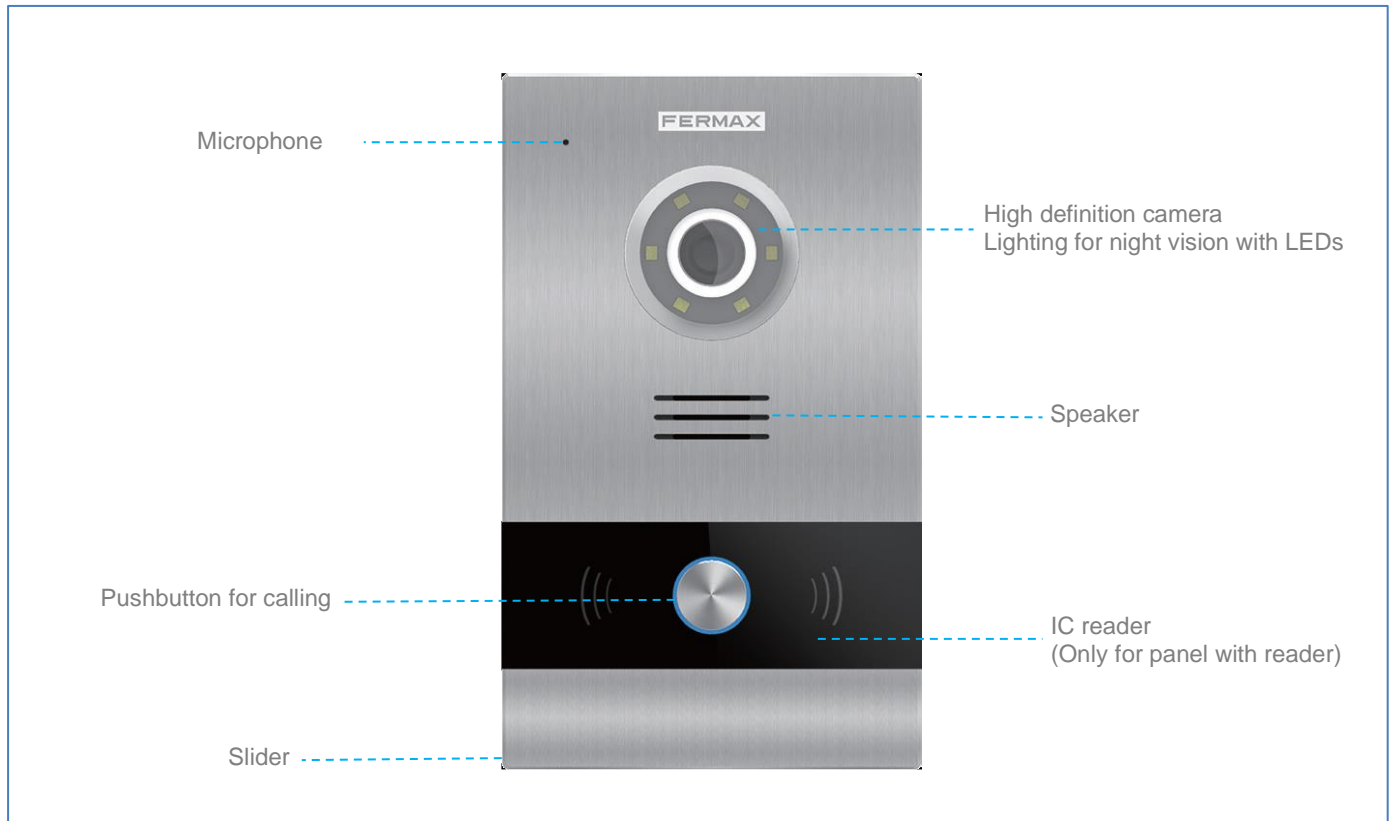


REF.9533/9534 1/W VIDEO MILO PANEL



1/W VIDEO MILO PANEL is presented in two different versions: one version with IC reader, the other one without reader.
Not compatible with Lift Control function

FEATURES

- Aluminum Profile
- High Resistance Tempered Glass
- High Definition Colour Camera
- Low Power Consumption
- Wide Range Working Environment
- SIP compatible
- Linux Modular Structure
- Access Control Integrated (Only for Panel with Reader)
- Available In 10 Languages
- Remote Firmware Update
- Tags for identification in called devices

FUNCTIONS

CALL TENANT

Visitors can call the desired tenant from 1L panel. Alternatively, it can be configured to call one guard unit acting as an emergency call panel.

REFERENCES

- Ref. 9533 1/W VIDEO MILO PANEL
- Ref. 9534 1/W VIDEO MILO PANEL (+ PROXIMITY)
- Ref. 9543 MILO PANEL FLUSH BOX – S
- Ref. 9518 MILO SURFACE BOX-S (stainless steel)

TECHNICAL SPECIFICATIONS

System:

- CPU: ARM Cortex-A7 1.2GHz
- FLASH: 128M
- SDRAM: 64M

Audio Features:

- G.711 protocol
- Audio level 17.7 dB

Camera:

- 1/3" CMOS Color
- 120° visual angle. 52° (V), 100° (H)
- 1 Mega Pixels
- Minimum illumination 0.5 LUX
- AWB

LED:

- White LED
- LM 60 mA Min. 24, Typ. 26
- View Angle 2θ1/2: 120

Power Consumption:

- On standby: 125mA
- Working: 250mA

Working voltage:

- 12 VDC

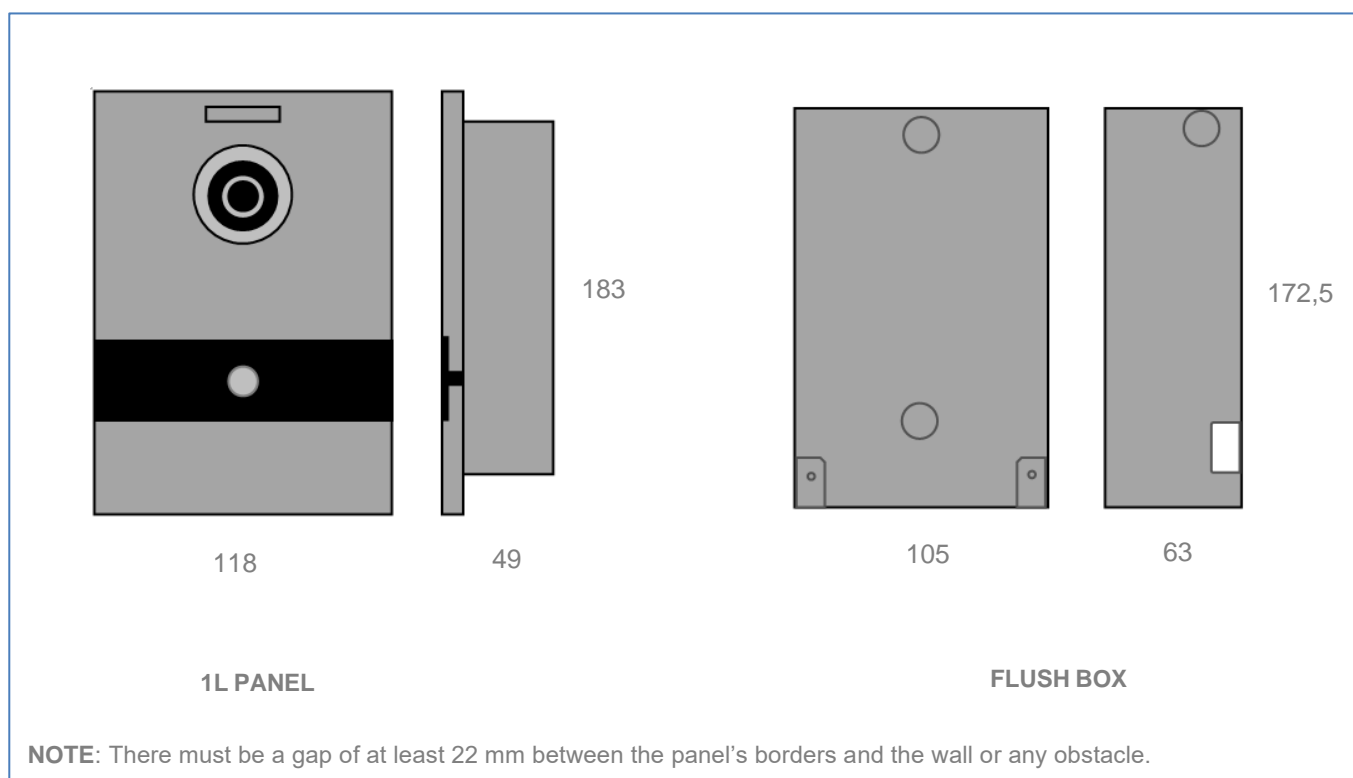
Connectivity:

- Ethernet RJ-45 Connector
- Exit button and door sensor connection
- NO, C, NC: Door lock release connection
- Built in web server for configuration and remote management

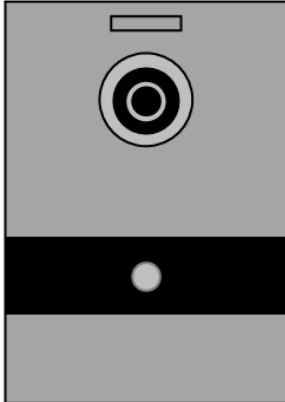
Working Environment:

- Temperature: -40 °C – 70 °C
- Humidity: 20 – 80% (Non-condensing)
- IP 54

DIMENSIONS (mm)



CONNECTIONS



RJ-45 10/100 Base -T Ethernet

+, - : 12 Vdc power supply input

BS, -, NA, SP: Exit button and door sensor connection

NO, C, NC: Door lock release connection

485+, 485-: RS485 serial port for spare