



Attach the roll cage sides to the roof.




Attach the sail panels to the roof.




Attach the body support braces to the underside of the center deck.



Attach the roll cage to the top of the center deck.



Attach the door panels, spoiler, and spoiler end plates to the center deck.



This picture shows the location of the holes that the leading edge of the center deck uses for attachment to the door panels.





Attach the hood sides to the underside of the hood.



Attach the hood to the nose panel.



Attach the nose sides to the nose panel.