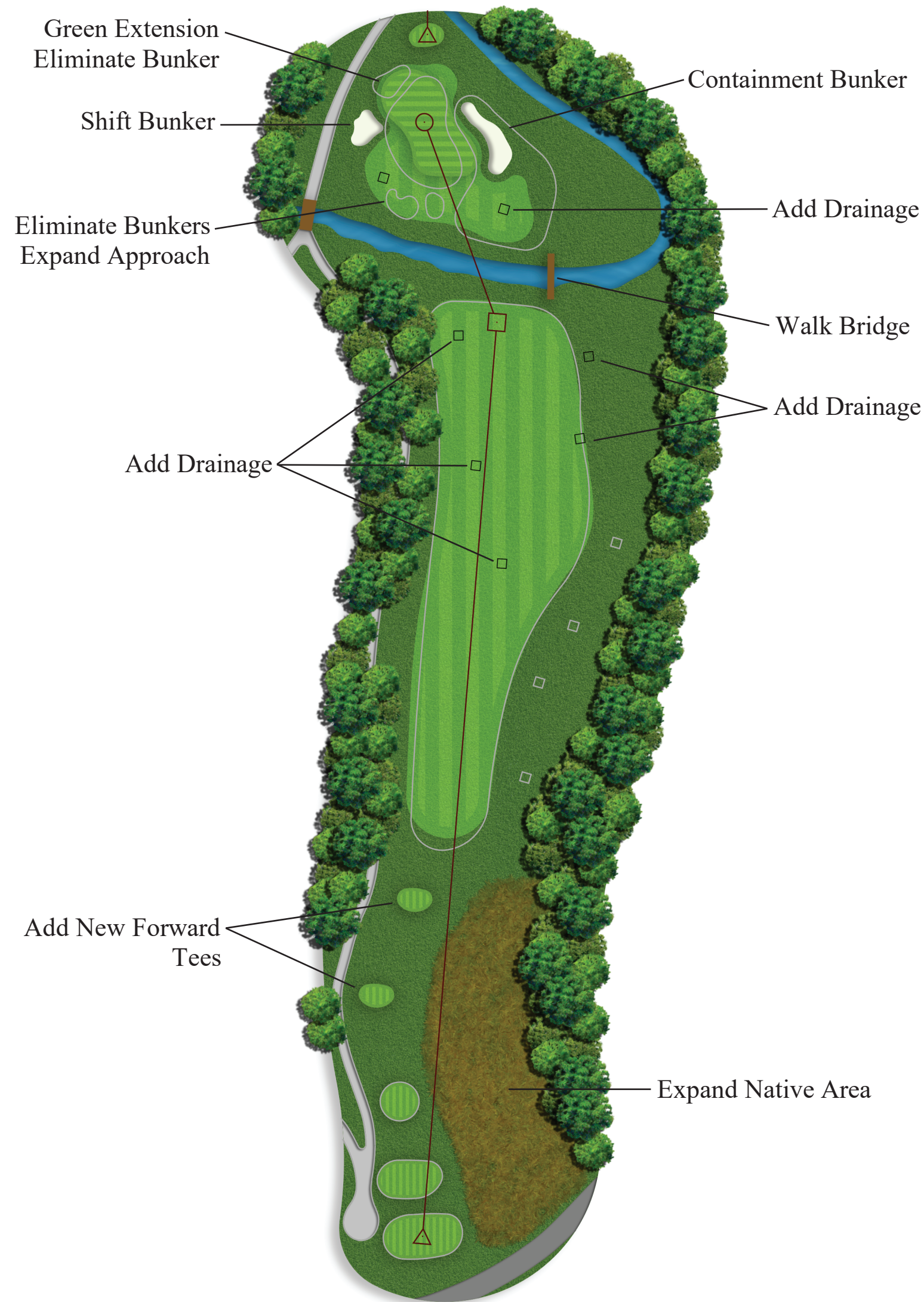




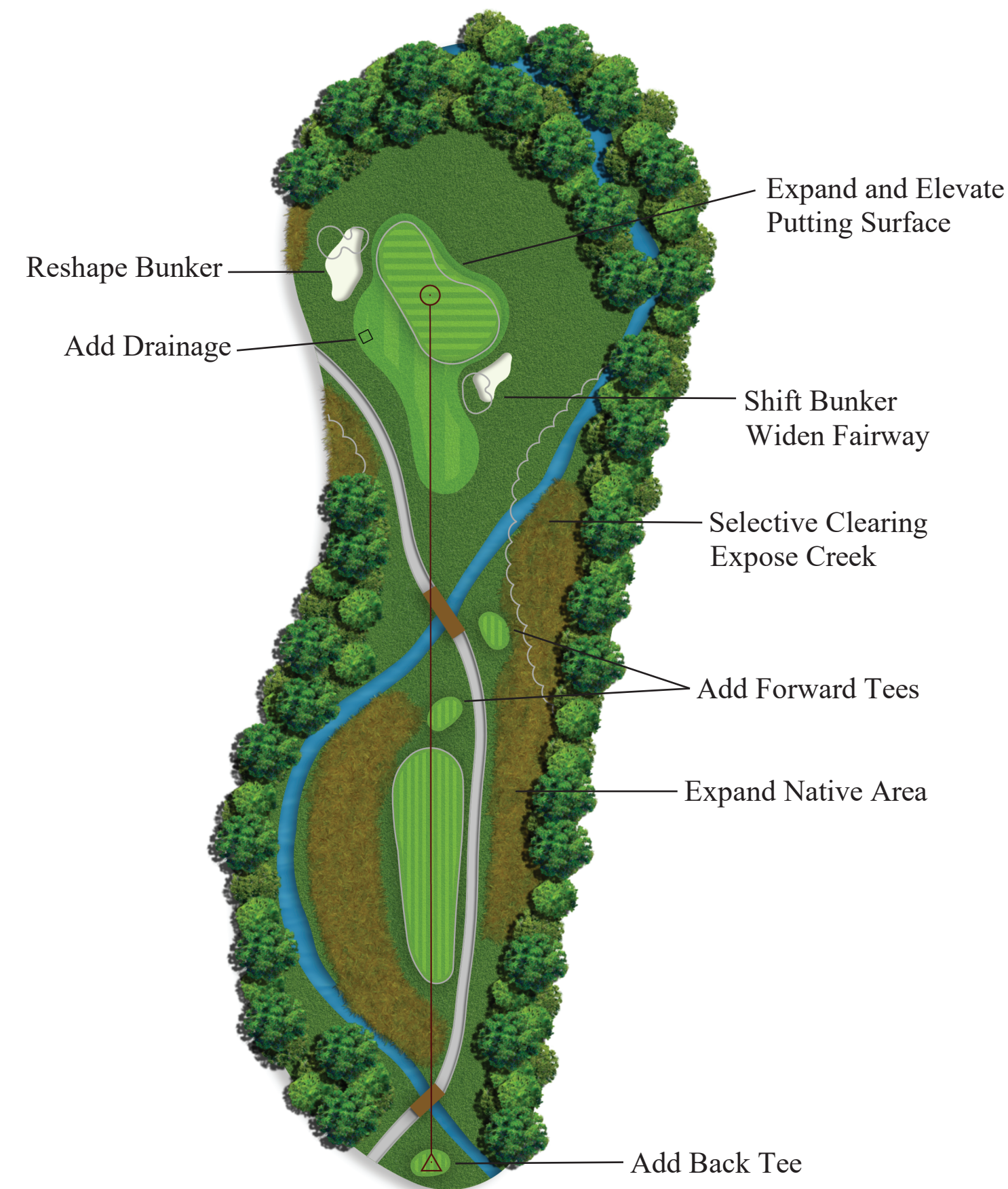
Big Canoe POA



#1 Par 4 Black 330 White 312 Gold 290 Green 260 Red 231

Playing downhill from the clubhouse area to a wide landing zone, the opening shot on Choctaw is the most inviting of all the starting holes at Big Canoe. Drainage basins will be shaped throughout the low section of the fairway to provide firm playing conditions as well as excellent turf. Two additional forward tees will make it easier for some golfers to reach this green in regulation, or at least play across the creek on their second shot. Natural grasses will be added to nicely frame the teeing grounds.

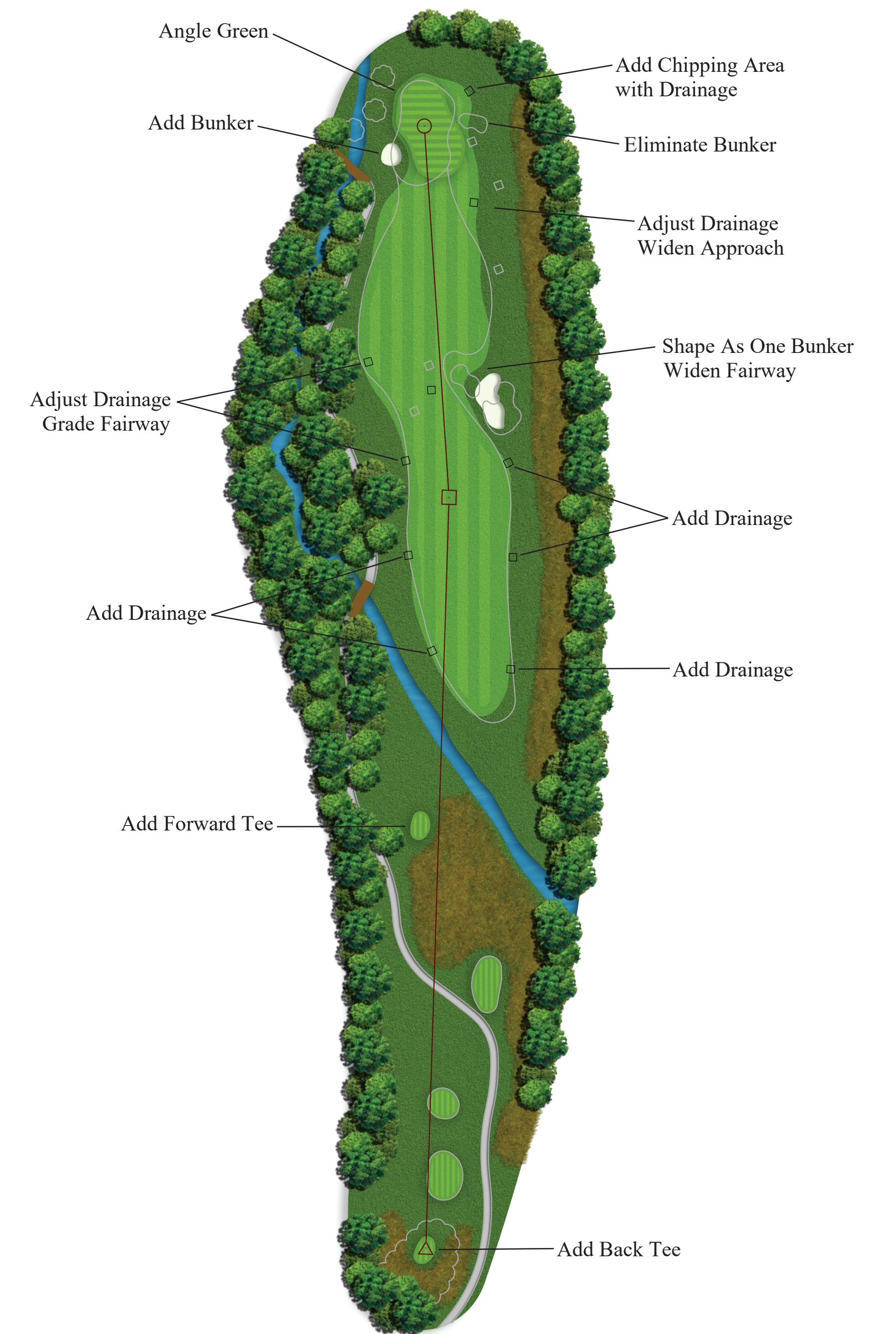
Two front bunkers currently obscure the majority of the putting surface, blocking access to any type of run up approach. They will be eliminated in order to create an inviting fairway area short of the green. The back bunker will also be removed to make room for a shift and extension of the putting surface. New bunkers will be added to both sides of the green, featuring a long containment bunker on the right, and a smaller balancing bunker on the left. A new walking bridge on the right side will improve access to the green complex.



#2 Par 3 Black 222 White 167 Gold 143 Green 126 Red 107

There is a well-disguised natural feature on the second hole that, once exposed, will change everything about the appearance of this par three. The creek is a fabulous amenity, but it is hidden from view. Selective clearing and underbrushing will reveal this beauty and effectively widen the feel on this lengthened par three. New tees, both forward and back, will be added. A small tee built on the first green side of the bridge will give Big Canoe its longest par three on the entire property.

The putting surface will be lifted and expanded slightly, allowing it to become the focal point rather than the raised back bunker or the hump behind the green. The bunkering will fit better into the ground, with the front bunker shifting slightly right to increase the amount of fairway access to the green. The back bunker rotates and will be well supported as it frames the left side of the green. The cleared out right side not only exposes the creek, it greatly enhances the spacious feeling around this outstanding par three.



#3 Par 4 Black 400 White 373 Gold 347 Green 305 Red 249

As is commonly the case due to natural elevation changes of the mountain terrain, there are not an abundance of inviting driving holes at Big Canoe, but the third can be one of them. The existing bunkers protrude into the fairway and simply limit the length a tee ball can be driven. This is especially unfair for the forward tee players. The bunkers will be consolidated as one and shifted to widen the fairway. Drainage will be added, but, more importantly, the flat landing area will be shaped and contoured to move water to the basin areas. New tees will be added to both lengthen the hole from the back and shorten it from the front.

The putting surface will rotate slightly from right to left, making room for a small bunker on the left side. This new bunker will help keep slightly pulled approach shots out of the creek. Drainage near the green will be adjusted and augmented to ensure firm chipping conditions in the obvious bail out area on the right. While the right side will appear to be a safe choice, the putting surface will slope away from the right collar, and a deft touch will be needed to pitch up and save par.



B E R G I N
GOLF DESIGNS