

Baskets & Blooms



Announcing the *Baskets & Blooms Quilt* Sampler

A Captivating New Quilt Design, Measuring 90" x 90"

I am so excited to unveil the *Baskets & Blooms Quilt* Sampler—a stunning celebration of artistry, tradition, and vibrant creativity. Measuring an impressive 90 inches square, this beautiful quilt is designed to become the centerpiece of any room it graces.

Baskets & Blooms Quilt

Where every stitch *Blossoms* into something
extraordinary



Baskets & Blooms



Fabric Supply List (For this coloring)

Background #1 (cream with small flower)	2 ½
Background #2 (cream with multicolored pin dots)	3 ¼
Denim Wash (large Star, Blocks, inner border)	2 ½
Dark Denim (large basket, blocks, border)	1 ¾
Dark Denim Floral (blocks)	¼ or FQ
*Dark Denim two tone (optional used in 2 blocks)	F8
Green (Floral)	1
Yellow (Floral)	1
Red (Floral)	1 ¼
Apricot (Floral)	¾
Dark Coral	¼ or FQ
Binding	¾ yard
Backing (108" wide)	3 yards



*For this color, you can substitute Denim Wash or Dark Denim in place of.

Fabric Supply List (For this coloring)

Dark Denim (large basket, blocks, border)	4 ½
Background #1 (cream with small flower)	2 ½
Denim Wash (large Star, Blocks, inner border)	2 ½
Dark Denim Floral (blocks)	¼ or FQ
**Dark Denim two tone (optional used in 2 blocks)	F8
Green (Floral)	1
Yellow (Floral)	1
Red (Floral)	1 ¼
Apricot (Floral)	¾
Dark Coral	¼ or FQ
Binding	¾ yard
Backing (108" wide)	3 yards



**For this color, you can substitute Denim Wash or Dark Denim.

Baskets & Blooms



Christmas Coloring

Fabric Supply List:

Dark Denim (large basket, blocks)	5/8th
Background #1 (cream with small flower)	2 ½
Denim Wash (Blocks, outer border)	1 ½
Dark Denim Floral (blocks)	½
**Dark Denim two tone (optional used in 2 blocks)	F8
Green Floral (blocks, inner border)	1 ½
Yellow Floral (blocks)	1
Red Floral (Large Star, Blocks)	2
Apricot Floral (blocks)	¾
Dark Coral (blocks)	¼ or FQ
Binding	¾ yard
Backing (108" wide)	3 yards




Note: For this coloring, I did not include pictures in the patterns. The only changes are the Large Star Points, and the Blooming Star block which is the very center block, block #1. I changed the red to Dark Denim Floral.

The middle inner border is green in the Christmas coloring. In the original pattern it is Denim Wash (blue tealish color)

Baskets & Blooms



Coloring page:



Baskets & Blooms




Rules:

1. **This is a Block of the Week.** One quilt block will be released each week starting (**WHEN**) **January 19, 2026**. A video tutorial will also be released to help with making that week's block. It is YOUR responsibility to mark your calendar for the release dates (see next page).
2. Blocks will be released by 9am EST, unless there is some unforeseen circumstances, such as power outage, website is down, or family emergencies.
3. Reminders will be sent out each week through my newsletter. Please subscribe <https://nancymcnallyquilts.com/subscribe>
4. Release dates with block name is listed separately, see next page. There are 2 weeks that I will not have a block release. These are catch up weeks. There will be a release both of the those weeks, that will be **assembly weeks**. We are basically building the quilt from the center out. Week 4 will be completing the center, Week 9 will be adding side block borders.
5. There are two colorings offered. The pattern is written for the **lighter color version**, the one with the outer blocks having a cream or vanilla background. In the pattern this is Background #2.
 - a) If you are choosing the Dark Denim version, it will be **your** responsibility to remember to cut the correct fabric.

In each week's pattern, I have written this: **Background #2 (Cream or Dark Denim)**

- b) Also have both colorings of the block with each pattern:



6. **Where & How** will you find the patterns? Each week you visit my website, use this link: <https://nancymcnallyquilts.com/baskets-%26-blooms-qal-2026>
 - a) Scroll down till you see that week's pdf download
 - b) **YOU HAVE 2 DAYS TO DOWNLOAD THAT WEEK'S BLOCK. Day 3 (Wednesday)** the block will be taken down and added to my Shop. If you missed that week's block, the free version, you will have to pay \$1 to get that week's block.
 - c) Please do not email me asking for the free version. If you are using an Apple device, **please learn where the downloads are found on your device.** I do NOT use an iPhone or iPad, so I don't know what happens to downloads.
 - d) After the release of the last week's block/border pattern, you will still be able to purchase any block(s) that you have missed for \$1. The completed pattern in full will be \$20.

7. REMEMBER: Each Weekly Block Release is only FREE for 2 days!!

Baskets & Blooms



8. Release Dates:

January 19, 26, and February 2, 2026

- a) Weeks 1-3: Center Star:
- b) Block 1-Blooming Star, Block 2- Large Star Points, Block 3-Carolina Lily Variation

February 9, 2026

- c) Week 4: No New Block pattern release. Bring weeks 1-3 together and add the inner borders.

February 16, 23, March 2, 9, 2026

- d) Weeks 5-8: Outer Side Border Blocks:
- e) Block 4-Queen Charlotte, Block 5-Basket Full, Block 6-Double Star,
- f) Block 7-Dutchman's Puzzle

March 16, 2026

- g) Week 9: No New Block Pattern release. Bring weeks 5-8 together

March 23, 30, April 13, 20, 27, 2026

- h) Weeks 10-14: Outer Top & Bottom Border Blocks:
- i) Block 8-Tulip Star, Block 9-Rocky Mtn Star, Block 10-Oklahoma Twister,
- j) Block 11-Sunflower Star, Block 12-Log Cabin Star

Final Release

- k) Week 15: Final assembly- join top & bottom border blocks with sashing to quilt top, add final border(s)

My social media accounts: Use your device's camera over each QR Code to visit:



The next page is Abbreviations that are used in this pattern. Not all that are listed are used. You can save the Quilter's Abbreviation's page for using with other patterns. Use this page to refer to as you are working through the block patterns.

Baskets & Blooms




Quilt Pattern Abbreviations

<u>Abbreviation</u>	<u>Meaning</u>
1. RST	Right-Sides Together
2. HST	Half Square Triangle
3. QST	Quarter Square Triangle
4. WOF	Width of Fabric
5. LOF	Length of Fabric
6. TS	Triangle Square
7. SNF	Stitch-n-Flip
8. FQ	Fat Quarter
9. F8	Fat Eighth
10. FG	Flying Geese
11. FPP	Foundation Paper Piecing
12. EPP	English Paper Piecing
13. QAL	Quilt Along
14. QAYG	Quilt as you Go
15. 2@Time	Method referring to HST's
16. 4@Time	Method referring to HST's
17. 8@Time	Method referring to HST's

Images used in pattern writing (cutting instructions) and what it means

1. Cut on one diagonal



2. Cut on both diagonals

