

When using the machine for the first time, or after changing the filter, please allow water to flow through the machine for 3 minutes to eliminate carbon particles.

Operation Chart

Operation button





Press to turn the power on and off.

Press to select the mode (the mode will change each time the button is pressed.)

To make Clean Water

press **MODE** button



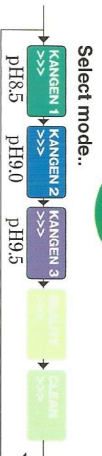
Clean Water

pH7.0

Clean Water
(Do not drink)

To make Kangen Water®

press **MODE** button



Kangen Water®

pH8.5 - pH9.5

Beauty Water
(Do not drink)



Caution

• The pH value varies according to the local water characteristics and water pressure.

To make Beauty Water

press **MODE** button



Beauty Water

pH6.0

Display



Changes color of the display according to the selected mode. The display will turn red and the machine will beep when it is cleaning, or for water, overheat, and filter change notifications. The voice guidance will notify you if water flow is too fast or too slow.

Kangen Water®
(Do not drink)