



Kangen Water® Series 1

How to use Kangen Water®

The Leveluk lasts longer by flushing it with acid water for 30-60 seconds



pH9.5		KANGEN
pH9.0		
pH8.5		
pH7.0	 DRINK	CLEAN WATER
pH5.5	 CARE	ACID
pH2.5	 SANITARY	STRONG ACID

Beep Beep

Warming up for Leveluk

If you press the Beauty Water™ button every morning, you can make fresh Kangen Water® for longer.



Q1

**What do you mean by that?
I seldom run the Beauty Water™.**

Is that right?
Then your Leveluk is sad.



Q2

What do you mean?

When you press the Beauty Water™ button, Beauty Water™ will come out from the flexible hose on the top, and Kangen Water® will come out from the gray hose on the bottom. During that time the machine will be cleaned too. So you can make fresh Kangen Water® more than ever after that.



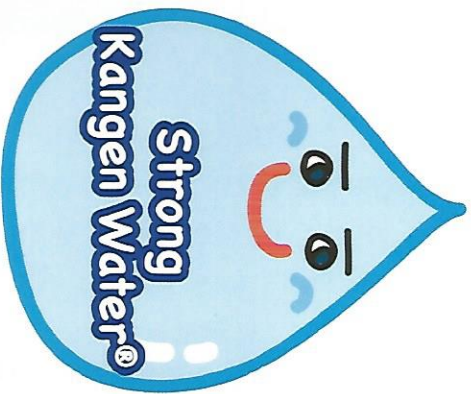
Q3

**What about the cleaning performed
by the machine?**

That is the automatic cleaning. What I'm talking about is manual cleaning. By making the Beauty Water™ 30 seconds to 1 minute every morning, the manual cleaning process cleans the Leveluk core which improves and extends the life of the machine.




We are the electrolyzed water siblings that were born from tap water. Nice to meet you!



WATER OF ENVIRONMENT

It is water with cleaning power.




WATER OF HEALTH

It makes drinking water and cooking tastier.




WATER OF SAFETY

It makes safe water for body especially for the babies and the elderly.



WATER OF BEAUTY

It creates an even skin texture after bathing and cleansing due to astringent properties. Reduce your dependence on lotions, hair conditioners and bath salts.



WATER OF HYGIENE

It protects with antibacterial qualities.





I really enjoy using electrolyzed water everyday. Also feel luxurious thanks to 5 types water.

* STRONG ACIDIC WATER = STRONG ACIDIC ELECTROLYZED WATER

STRONG KANGEN WATER® (pH 11.0~)

NOT FOR DRINKING

Press the "Strong Acidic Water" button and then comes out from the "Flexible pipe"
"Strong acidic water comes out from the discharge hose at the same time."

To remove oil from ventilating fan and range hood

It can remove oil without using chemical and is very safe.

As a water for laundry

When you dilute detergent with Strong Kangen Water®, you can reduce the amount of detergent.

To remove yellow toilet stains

It can remove proteins.

To cleanse vegetable and fish

It cleanses quickly and full flavor can be enjoyed.

To remove stains

To remove coffee stains and shoyu (soy sauce) stains without damaging the cloth material.

To remove harsh tastes from vegetable

Harsh flavors are quickly removed from vegetables such as burdock, onion, bamboo shoot, bracken.

KANGEN WATER® (pH 8~10)

FOR DRINKING

Press the "Kangen Water®" button and then comes out from the "Flexible pipe"
"Acidic water comes out from the discharge hose at the same time."

For drinking

"Good bye to mineral water" and reduce the "pet" bottles.

For coffee and tea

You may reduce the amount of coffee bean and tea leaves, yet improves color, taste, and aroma.

To wash and cook rice

Rice becomes shiny, fluffy, and sticky and last longer.

To make miso soup and other soup

Improves taste with less miso.
Draws out the flavor of the ingredients.

For cooking

You may reduce seasonings yet improves taste.

To remove harsh tastes from vegetables

Harsh flavors are quickly removed.

To make whiskey and water

Whiskey becomes mild and improves aroma

CLEAN WATER (pH 7.0)

FOR DRINKING

Press the "Clean Water" button and then comes out from the "Flexible pipe"

"Clean water" comes out from the discharge hose at the same time but please use it from the flexible pipe.

To boil water

You may save money on your utility bill.

Odor emanating from pets is reduced

A smell of feces and a odor of highly odorous animals such as dog are relived.

For plants and flowers care

It maintains the freshness of foliage plants and flowers as well as prolonging its life and vitality.

To take medication

It does not have any influence on the effectiveness of medication.

To make baby formula

Completely safe for babies.

To wash face

It will tighten and tone the skin with its astringent effect.
Good for after shave.

After hair-washing

It can be used as a rinse. Hair is received with moisture.

To take a bath

By adding to the bath water, it will prevent chill after a bath.
As well it will reduce water scale on tubs and shower.

Coat as a batter when making tempura
(deep-fry)

It will finish crispy and tasty.

To boil noodles

Soba noodle, udon noodle, pasta are chewy yet firm.

To clean floor

It will disinfect while cleaning and dries up quickly.

To cleanse and disinfect kitchen utensils

By disinfecting cooking knives, cooking boards, and dish towels, food poisoning can be prevented.

To wash hands and gargle

Reduce the likelihood of bacteria or other infections.

To disinfect and sanitize tooth brushes

It maintains the hygiene of toothbrushes and inside the oral cavity.

To remove tea stains

It will remove tea stains without bleach or harmful odors.

BEAUTY WATER™ (pH 4.0~6.0) NOT FOR DRINKING

Press the "Acidic Water" button and then comes out from the "Flexible pipe"

"Kangen Water" comes out from the discharge hose at the same time.

STRONG ACIDIC WATER (pH < 2.0)

Press the "Strong Acidic Water" button and then comes out from the "Discharge hose"

"Strong Kangen Water" comes out from the flexible pipe at the same time.



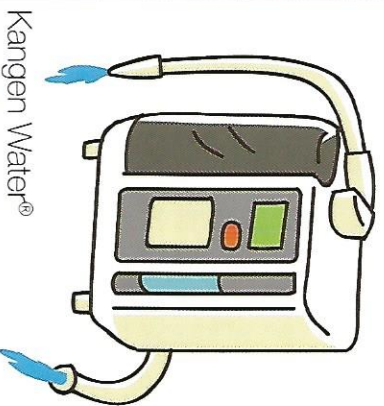
Your Leveluk will be so happy if you run the Beauty Water™ 30 seconds to 1 minute every morning.

Leveluk enters the cleaning mode automatically when:

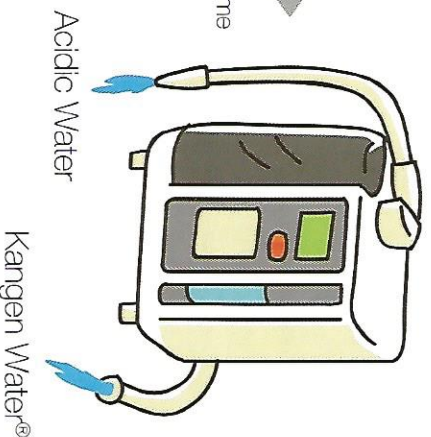
You use Leveluk for 15 minutes

After making Kangen Water® or Beauty Water™ for 15 minutes, the machine enters in cleaning mode for about 30 seconds when you run it again. Please run the water continuously during the cleaning cycle.

Creating
Kangen Water®
for 15min or more



Cleaning Mode

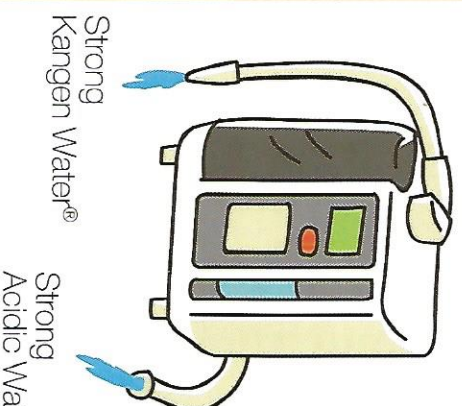


CAUTION: When you use conventional DX and Jr types, they will automatically clean themselves, Kangen Water® and Acidic Water will come out oppositely.

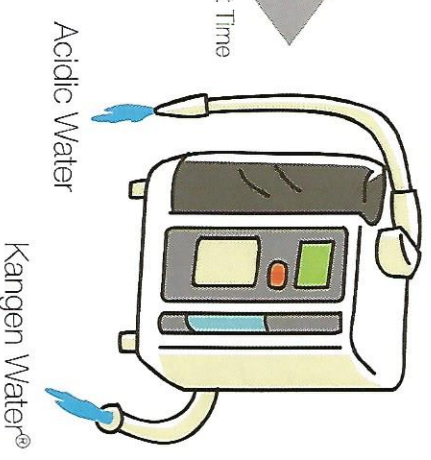
You make Strong Acidic Water

After you make Strong Acidic Water, the machine enters its cleaning mode about for 30 seconds.

Creating
Strong Kangen Water®



Cleaning Mode



Kangen Water® made when the machine is in cleaning mode is not for drinking. Please collect and re-use this water in plants and non-potable uses.



Q4 Why is cleaning necessary?

If you only make Kangen Water® all the time, calcium present in your tap water will attach to the negative electrode (Kangen Water® side) and the flow of electricity slows. Just like if you don't clean your pipes, the drain will slow down.




Q5 That makes sense.

That's why by pressing the Beauty Water™, positive and negative electrodes become opposite. Then the calcium attached to the negative electrode will come off and the electricity and the water flow will become faster in order to make Kangen Water®. You can make fresh Kangen Water® more than ever.



Q6 Now I understand clearly. When the beauty care water (Beauty Water™) is running from the top flexible hose, the water is also cleaning the Leveluk, right?

That's right. That's why you should not only make Kangen Water® but also beauty care water (Beauty Water™) every day.



Refresh your Leveluk by producing acidic water 30 sec~1 min every morning.

Please conserve water by re-using Beauty Water™ and /or any non-potable water in plants.

Leveluk SD501 PLATINUM

Kangen Water® and strong acidic water machine

New high-grade features make 5 types of water: Healthy water [Kangen Water®], Beauty Water™ [Acidic water], Safe water [Clean water], Hygiene water [Strong acidic water], Eco-friendly water [Strong Kangen Water®].

[Features]

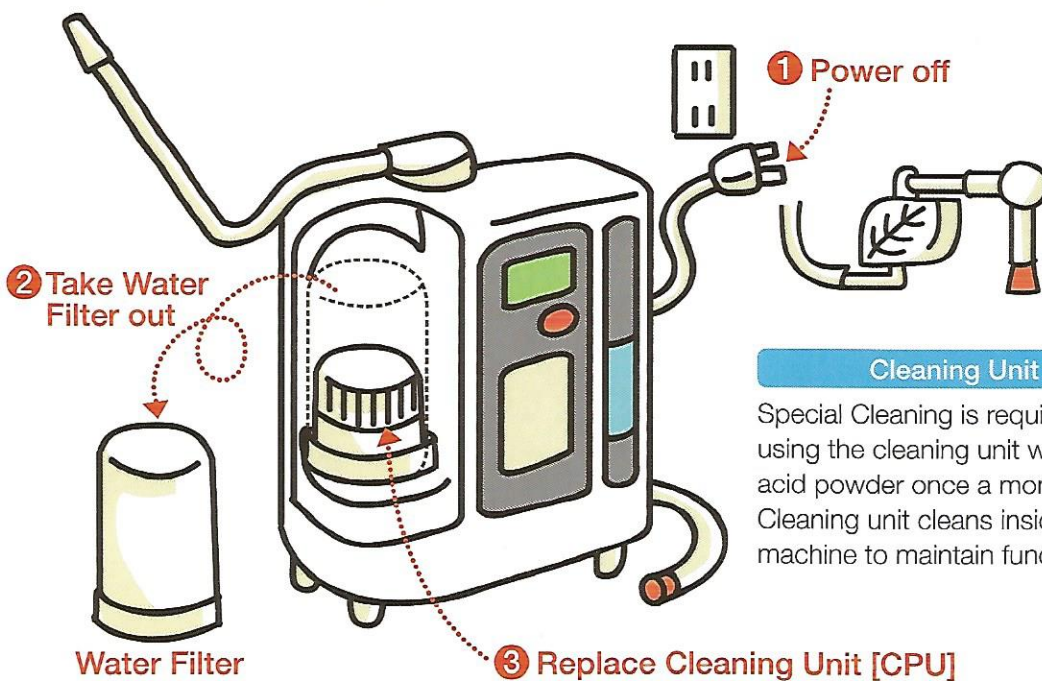
- **Powerful electrolysis with 7 platinum-titanium electrolysis plates.**
- **Consistently produces strong electrolyzed water.**
- **3 layer filter micro-purifies the water. Multi-layer filter for effective purification.**
- **Easy one touch operation.**



Water Filter

Change the filter every 6 months. There are 2 kinds of filter available.

Please clean inside of the machine by using cleaning unit and changing the filter regularly to maintain longevity of the machine.



Cleaning Unit

Special Cleaning is required by using the cleaning unit with citric acid powder once a month. Cleaning unit cleans inside of the machine to maintain functionality.

Bring your machine for Deep cleaning!

Deep Cleaning is necessary to fully eliminate calcium on the electrolysis plates 1 or 2 times a year. If the electrolysis plates are covered with deep calcium, the plates do not function properly. Deep Cleaning is performed only at Enagic Service Center* (call 1-866-223-2299)

* Please remove the Enhancer tank before you bring it to the service center.



Enagic USA, Inc.

4115 Spencer Street, Torrance, CA 90503 TEL: 310-542-7700 FAX: 310-542-1700

For inquiries regarding installation, maintenance and operation of product:

Enagic Information Center Toll-Free: 1-866-261-9500

The standard prices of the merchandise described in this catalog do not include sales tax, transportation charges, fees for repairs, installation or replacement charges. Specifications and designs of the product are subject to change with or without notice. Please be aware that the actual product may differ slightly in color, etc from that seen in print. For more information about the product, please inquire with the sales dealer in your district or area. Every product has an accompanying warranty card, which shall be filled in and issued by the Representative Sales Firm. Please check the contents and keep it in safe place for later use during the period of warranty.