



Dan Lord
Chief, Finance &
Operations Division

Fiscal Year 2025-26 DNR Budget

Overview for
U.P. Citizens' Advisory Councils

October 8, 2025



Budget & Legislative Timeline

- August 2024 – Fiscal Year 2026 Budget Development Kickoff
- September 2024 – DNR Director Bowen & State Budget Director Flood Meeting
- November 2024 – House of Representatives Elections
- History of “Trifecta” to “Split” Branches of Government
- December 2024 – “Lame Duck” Legislative Session



Budget & Legislative Timeline

- February 2025 – Governor’s Executive Recommended Budget Released
- February 2025 – Governor’s State of the State Address
- March 2025 – House Appropriations Subcommittee Hearings, Law Enforcement and Parks and Recreation Divisions
- March 2025 – Senate Appropriations Subcommittee Fiscal Year 2026 Budget Presentation
- April 2025 – House Appropriations Subcommittee Fiscal Year 2026 Budget Presentation
- April & May 2025 - Ice Storm Legislative Tours



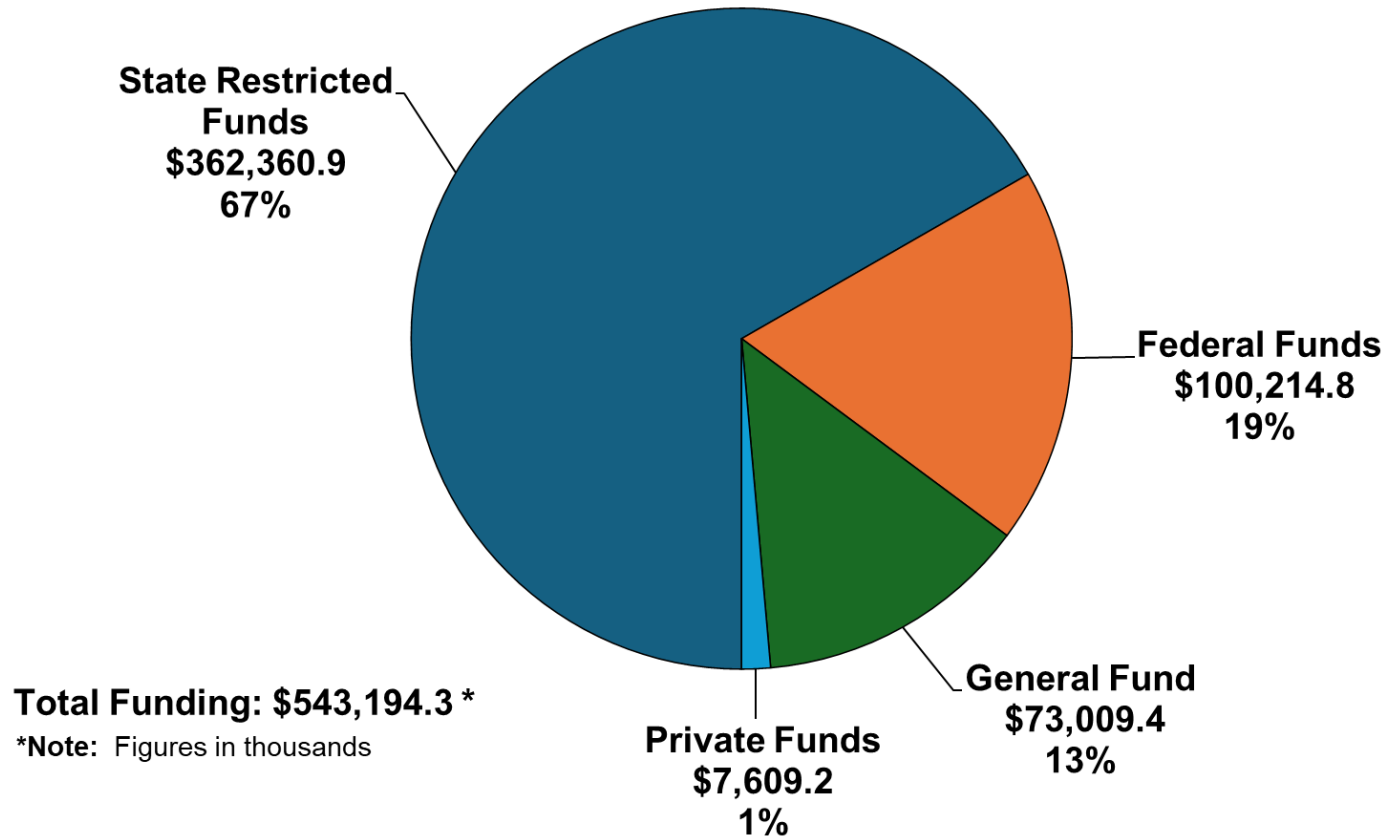
Budget & Legislative Timeline

- May 2025 - Senate Recommended Fiscal Year 2026 Budget
- July 2025 – Budget Deadline & PA 160 of 2019
- August 2025 – House Recommends Fiscal Year 2026 Budget
- September 2025 - Conservation Coalition Meeting
- September 2025 – Budget Negotiations



Fiscal Year 2025-26 Budget:

Major Funding Sources



Fund Summary	FY 2025	FY 2026	\$ Change	% Change
State Restricted Funds	\$354,072.9	\$362,360.9	\$8,288.0	2.3%
Federal Funds	\$96,140.7	\$100,214.8	\$4,074.1	4.2%
General Fund	\$76,757.0	\$73,009.4	(\$3,747.6)	-4.9%
Private Funds	\$7,609.2	\$7,609.2	\$0.0	0.0%
Totals	\$534,579.8	\$543,194.3	\$8,614.5	1.6%



Fiscal Year 2025-26 Budget:

Ongoing General Fund Reductions

(\$4,045,300)	Nature Awaits
(\$1,200,000)	Invasive Species Prevention and Control
(\$1,000,000)	Wetland Restoration, Enhancement, and Acquisition
(\$421,700)	Mackinac Island State Park Commission
(\$435,000)	Michigan Conservation Corps
(\$200,000)	State Parks
(\$200,000)	Wildlife Management
(\$200,000)	Marketing and Outreach
(\$98,000)	General Law Enforcement
<hr/>	
(\$7,800,000)	Total



Fiscal Year 2025-26 Budget:

One-Time General Fund Investments

\$2,800,000	Fish Production
\$2,200,000	Reforestation
\$2,000,000	Ice Storm Wildfire Protection
\$2,000,000	Nature Awaits
\$1,750,000	Elberta Waterfront Community Conservation Project
\$1,450,000	Removal and Repair of High-Hazard Dams
<hr/>	
\$12,200,000	Total

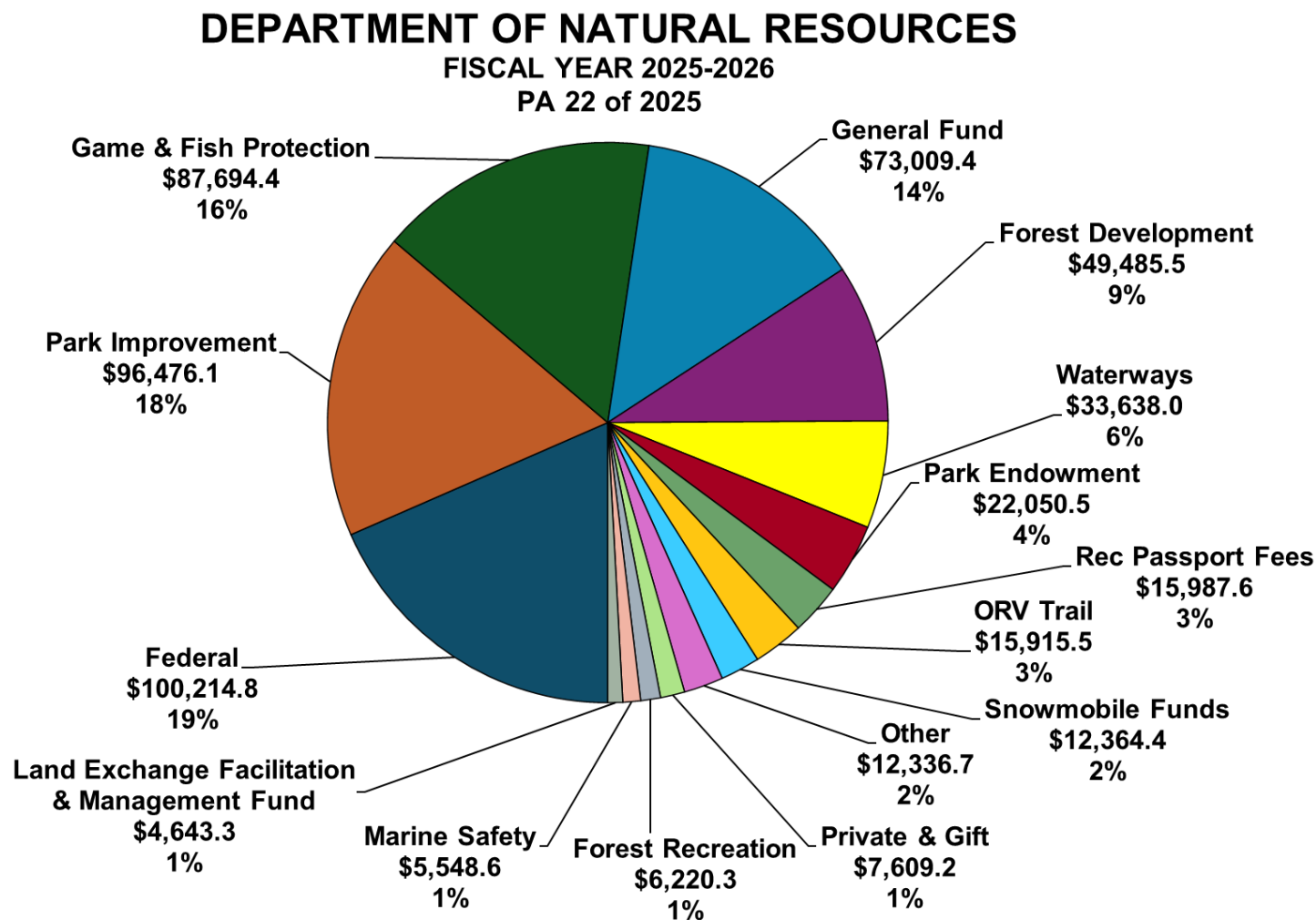


Fiscal Year 2025-26 Budget: Full-Time Equated Positions (FTEs)

Appn Category Name	FTEs Appropriated in FY 2025 Budget	FTEs Appropriated in FY 2026 Budget	Change in FTEs
Sec. 102 - DEPARTMENTAL ADMINISTRATION AND SUPPORT	156.1	155.1	(1.0)
Sec. 103 - DEPARTMENT INITIATIVES	21.0	21.0	-
Sec. 104 - COMMUNICATION AND CUSTOMER SERVICES	136.3	142.8	6.5
Sec. 105 - WILDLIFE MANAGEMENT	230.5	210.5	(20.0)
Sec. 106 - FISHERIES MANAGEMENT	227.5	208.5	(19.0)
Sec. 107 - LAW ENFORCEMENT	298.0	298.0	-
Sec. 108 - PARKS AND RECREATION DIVISION	1,102.4	1,092.0	(10.4)
Sec. 109 - MACKINAC ISLAND STATE PARK COMMISSION	17.0	17.0	-
Sec. 110 - FOREST RESOURCES DIVISION	356.5	356.5	-
Sec. 114. ONE-TIME APPROPRIATIONS	-	13.8	13.8
Totals	2,545.3	2,515.2	(30.1)



Fiscal Year 2025-26 Budget: Appropriations by Funding Source



*Note: Figures in thousands

Total Funding: \$543,194.3 *

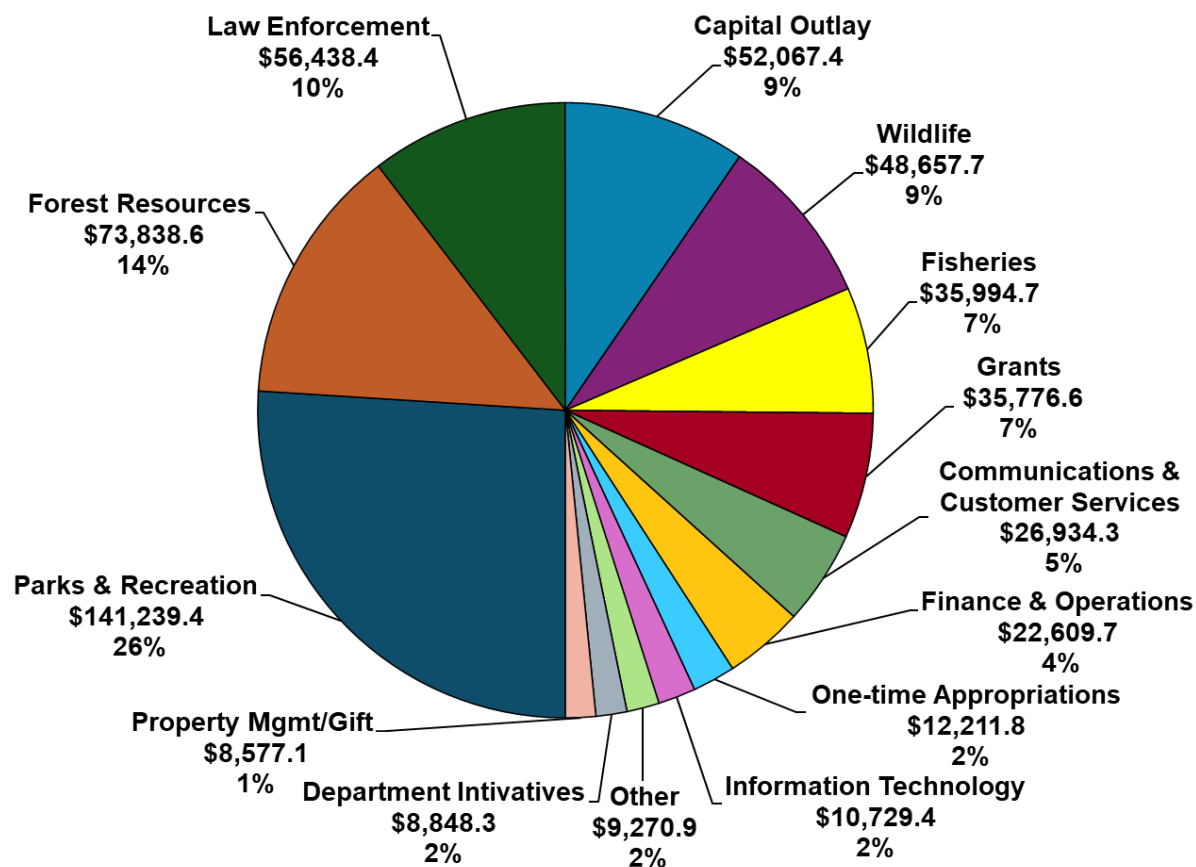


Fiscal Year 2025-26 Budget: Appropriations by Program Area

DEPARTMENT OF NATURAL RESOURCES

FISCAL YEAR 2025-2026

PA 22 of 2025



*Note: Figures in thousands

Total Funding: \$543,194.3 *



Fiscal Year 2025 Supplementals

\$15,000,000	State Parks Repair and Maintenance, State Restricted
\$14,000,000	Northern Michigan Ice Storm Reforestation, General Fund
\$2,500,000	Arctic Grayling Fish Passage, Federal
\$2,500,000	Dam Infrastructure Projects, State Restricted
\$1,417,500	High-Speed Internet Infrastructure Easements, Federal
\$1,400,000	Fisheries Infrastructure Projects, State Restricted
\$1,100,000	Fisheries Resource Management, State Restricted
\$1,000,000	State Game and Wildlife Area Infrastructure, State Restricted
\$613,200	Decree Negotiations, General Fund
\$500,000	Wildlife Management, State Restricted
<hr/>	
\$40,030,700	Total



Economic Impacts



State parks

Michigan state parks draw 38 million visitors each year and are a critical piece of Michigan's \$53 billion tourism industry.

[State parks](#) >



Fishing

The economic activity associated with Michigan's recreational fishery is at least \$3.9 billion and supports nearly 35,400 jobs.

[Fishing](#) >



Hunting

The hunting industry generates \$8.9 billion in economic impact and supports 135,579 jobs.

[Hunting](#) >




Economic Impacts



Boating

The recreational boating industry generates \$11.7 billion in economic impact and supports 45,000 jobs.

[Boating](#) >



Mining

The mining industry generates \$3.5 billion in economic impact and supports 31,371 jobs.

[Mining](#) >



Forestry

The forest products industry generates \$26.5 billion in economic impact and supports 88,275 jobs.

[Forestry](#) >



Economic Impacts



Oil and gas

The oil and natural gas industries generate \$30.0 billion in economic impact and support 228,000 jobs.

Oil and gas >



Grants

The DNR offers approximately \$80 million in grant funding annually to local units of government, state agencies and nonprofit partners.

Grants >



Questions?

Learn more about outdoor recreation opportunities at
Michigan.gov/DNR.