

# HOLIDAY SHOOT 2024

Bay 1\*\*\*The Mine\*\*\*Stage 1

## GUN ORDER: May start with PISTOLS or SHOTGUN

Pistols 5 rounds each holstered (shot from Left Tie Pile)

Rifle 10 rounds staged on Ore cart

Shotgun 4+ rounds staged on Right Tie Pile (popper)

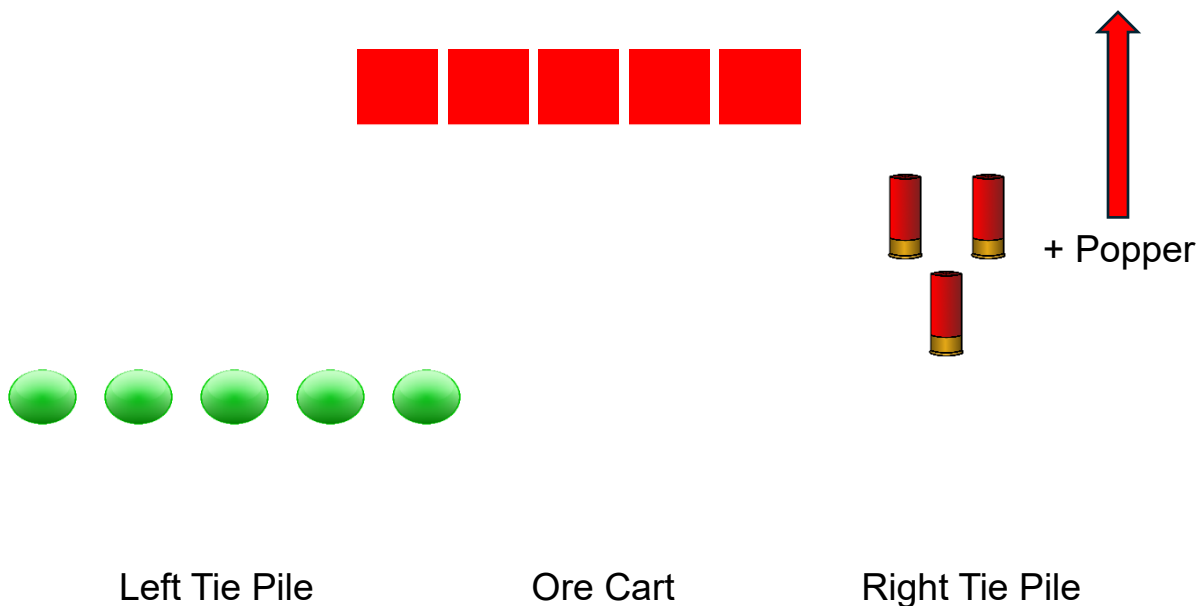
**Shooter starts:** Hands behind back

**Shooter's line:** "Be Jolly"

ATB engage **PISTOL** targets in a 3-2-1-2-2 sweep, from either direction.

Engage **RIFLE** targets with Pistol instructions.

Engage **SHOTGUN** targets any order until down.



**HOLIDAY SHOOT 2024**  
Bay 2\*\*\*The Wagon\*\*\*Stage2

**GUN ORDER: This is a Round Count**

Rifle 10 rounds stage on Left Table

Pistols 5 rounds each holstered (shot from Camp Fire)

Shotgun 4+ staged on Box

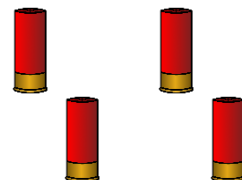
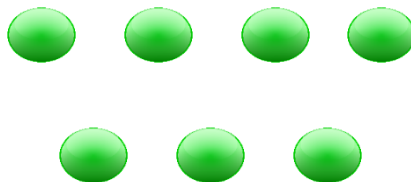

**Shooter starts:** Rifle in Hands

**Shooter's line:** "Those aren't Reindeer!"

ATB engage **RIFLE** targets: Front three targets 2 rounds each. Back four targets 1 round each. ROUND COUNT

Engage **PISTOL** targets with Rifle instructions.

Engage **SHOTGUN** targets any order until down.



Left Table

Camp Fire

Box

**HOLIDAY SHOOT 2024**  
Bay 3\*\*\*The Outhouse\*\*\*Stage 3

**GUN ORDER:**

Pistols 5 rounds each holstered (shot from Center table)

Rifle 5 rounds staged on Center table

Shotgun 2+ staged on Left or Right shelf

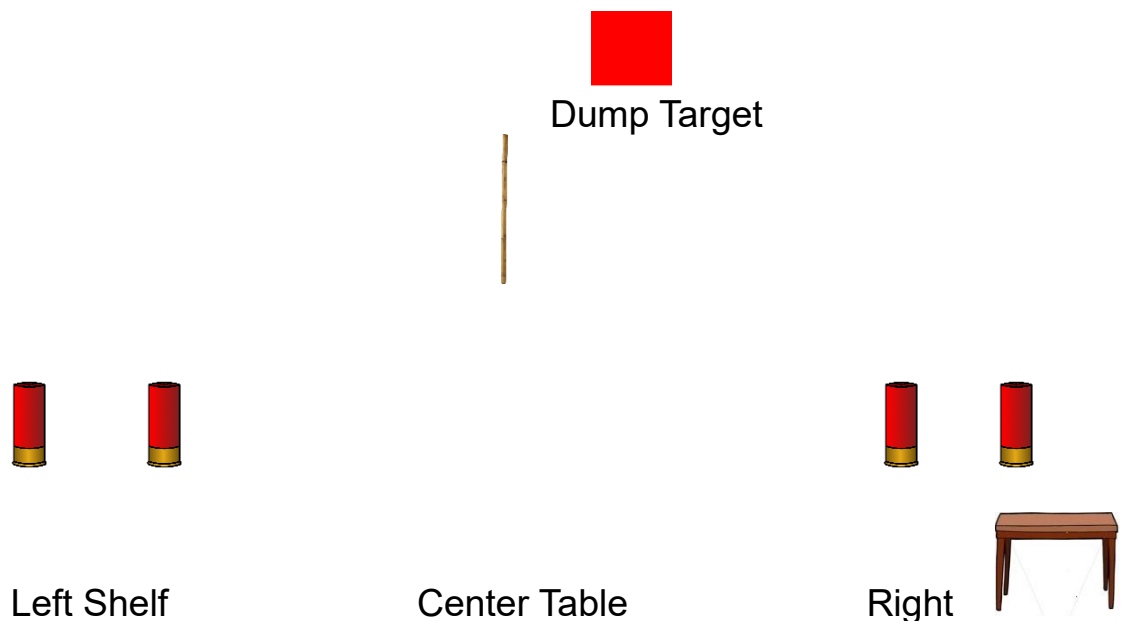
**Shooter starts:** Hands at SASS default

**Shooter's line:** "Candy Cane Lane"

ATB engage **PISTOLS** 1<sup>st</sup> then **RIFLE**: Cut (Stick) target in two.  
Any rounds left in Pistol or Rifle engage dump target.

If you CUT stick, **NO** shotgun engagement

If you **DON'T** CUT stick, engage 2 **SHOTGUN** targets until down.



## HOLIDAY SHOOT 2024

Bay 4\*\*\*The Pony Express\*\*\*Stage 4

### **GUN ORDER: May start with PISTOLS OR SHOTGUN**

Pistols 5 rounds each holstered (shot from Left window)

Rifle 10 rounds staged on Right window

Shotgun 4+ rounds staged on Porch table **(SHOTGUN ORDER)**


**Shooter starts:** Hands on Hat

**Shooter line:** "Let it Snow"

ATB engage the **PISTOL** targets, Single tap Outside-Outside  
Inside-Inside. Then engage Center target 6 times.

Engage **RIFLE** targets with Pistol instructions.

Engage **SHOTGUN** targets, Inside-Inside, then Outside-Outside until down.



Left Window

Right Window

Porch Table

## HOLIDAY SHOOT

Bay 5\*\*\*Western Union/Telegraph Office\*\*\*Stage 5

**GUN ORDER:** Reset Shotgun targets *only* after all 4 are down.

Shotgun 1 (one) start in Hands (Shotgun missed is a MISS)

Rifle 10 rounds staged on Center table

Pistols 5 rounds each holstered (shot Right side expansion joint.)

**Shooter starts:** Shotgun in Hands

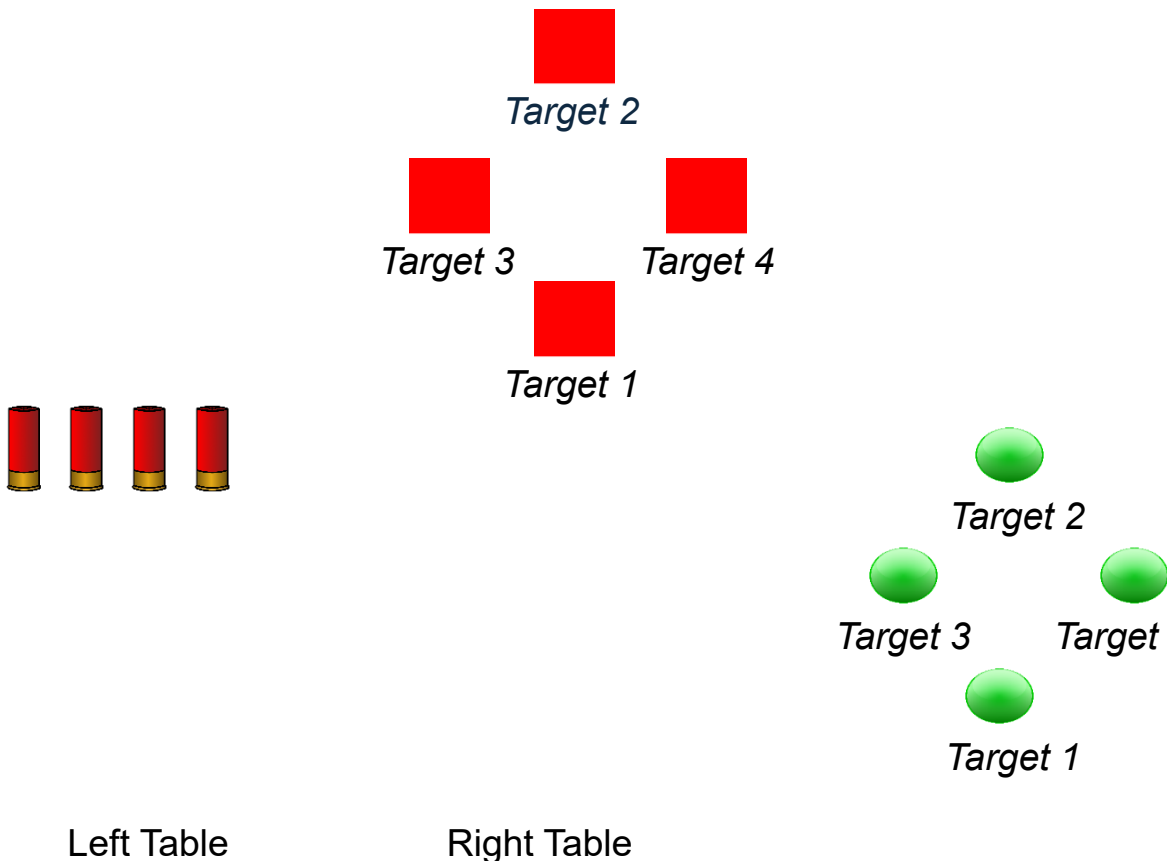
**Shooter's line:** "Tis the Season"

ATB engage **SHOTGUN** target. (choose only 1)

Engage **RIFLE** targets in a Progressive Sweep

(ie: Target 1=1round, Target 2=2 rounds, Target 3=3 rounds, and Target 4=4 rounds)

Engage **PISTOL** targets with Rifle instructions.



**HOLIDAY SHOOT 2024**  
Bay 6\*\*\*The Mission\*\*\*Stage 6

**GUN ORDER:**

Shotgun 4+ Staged on Left table

Rifle 10 rounds Staged on Center table

Pistols 5 rounds each holstered (shot from Center table)

**Shooter starts:** Hands on Hips

**Shooter's line:** "Jingle My Bells"

ATB engage **SHOTGUN** targets any order until down.



Rifle/Pistols are shot in a "Musketeeer Sweep" (*All 4 One then One 4 All*)

**ALL 4 One**

Engage **RIFLE** targets: ALL targets from either end. Then Target 4, then Target 1.

**One 4 ALL**

Engage **PISTOL** targets: Target 1, then Target 4, then ALL targets from either end.



Left Table



Center Table



## HOLIDAY SHOOT 2024

Bay 7 \*\*\*Sheriff Office/Jail\*\*\*Stage 7

### **GUN ORDER: Start with either Long Gun**

Rifle 10 rounds staged on Desk

Shotgun 4+ rounds staged on Desk

Pistols 5 rounds each holstered (shot from Right side of Desk)

**Shooter starts:** Hands in Low Surrender

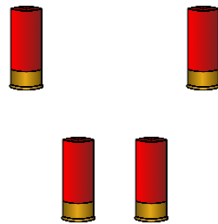

**Shooter's line:** "Don't Cross Kris Kringle"

ATB engage **RIFLE** targets, starting on Lower Left; in a continuous Criss Cross pattern.

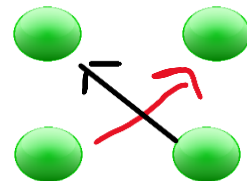
Starting on a bottom target.

Engage **SHOTGUN** any order until down.

Engage **PISTOLS** with Rifle instructions.



Desk



Jail

## HOLIDAY SHOOT 2024

Bay 8\*\*\*The Town Hall\*\*\*Stage 8

### GUN ORDER:

Rifle 10 rounds staged on Right window

Pistols 5 rounds each holstered (shot from doorway)

Shotgun 2+ staged on Left window



**Shooter starts:** Hands on Rifle

**Shooter's line:** "Deck the Halls"

ATB engage **RIFLE** targets in a Reverse Progressive Sweep, starting on either end.

Engage **PISTOL** targets with Rifle instructions.

Engage **SHOTGUN** any order until down.



Left window



Doorway



Right window





HOLIDAY SHOOT 2024  
Bay 9\*\*\*The Bank\*\*\*Stage 9

**GUN ORDER: Shooting inside the façade**

Rifle 10 rounds staged on Left table

Pistols 5 rounds each holstered (shot from between tables)

Shotgun 2+ staged on Right table (ALL must fall to Count)

**Shooter starts:** Hands at SASS default

**Shooter's line:** "Tangle my Tinsel"

ATB engage **RIFLE** targets in a 1-1-5-3 sweep, starting from the LEFT.

Engage **PISTOL** targets with Rifle instructions.

Engage **SHOTGUN** targets any order until down.



Left Table



Right Table



**HOLIDAY SHOOT 2024**  
Bay 10\*\*\*Bath House/Brothel\*\*\*Stage 10

**GUN ORDER:**

Shotgun 4+ in Hands (**SPLIT SHOTGUN**)

Rifle 10 rounds staged on Center table

Pistols 5 rounds each holstered (shot inside Brothel)

**Shooter starts:** Shotgun in Hands

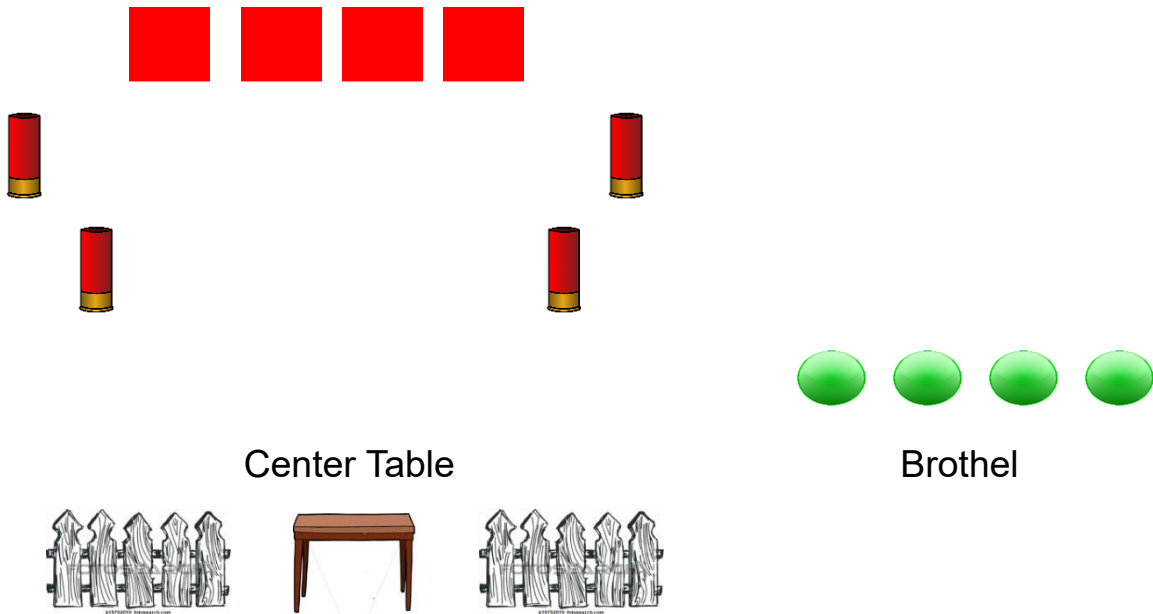
**Shooter's line:** "Bah Humbug"

ATB engage 2 **SHOTGUN** targets on the **Left**. Make Shotgun safe.

Engage **RIFLE** targets in a 3-2-2-3 sweep from either end. Make safe.

Engage 2 **SHOTGUN** targets on the **Right**. Make safe.

Engage **PISTOL** targets with Rifle instructions.



**HOLIDAY SHOOT 2024**  
Bay 11\*\*\*Dick's Livery\*\*\*Stage 11

**GUN ORDER: Start with Long Gun of choice.**

Rifle 10 rounds staged on Livery table

Shotgun 4+ staged on Livery table

Pistols 5 rounds each holstered (shot from Gringo Corral)

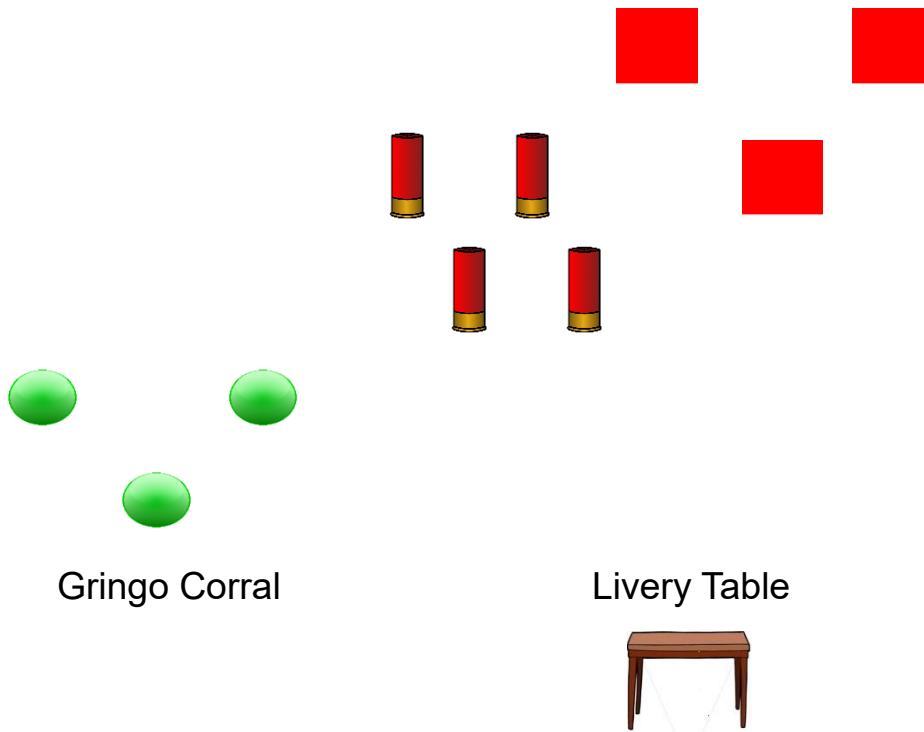
**Shooter starts:** Superman Pose

**Shooter's line:** "Glory to our King!"

ATB engage **RIFLE** targets by Double tapping Center target, then sweep all 3 targets from either end. Now Repeat.

Engage **SHOTGUN** targets any order until down.

Engage **PISTOL** targets with Rifle instructions.



**HOLIDAY SHOOT 2024**  
Bay 12\*\*\*The Cemetery\*\*\*Stage 12

**GUN ORDER: ALL GUN ARE STAGED AND RETURN TO TABLE**

**Start with Pistols or Shotgun (RIFLE can't be Last)**

Pistols 5 rounds each staged on Cemetery entrance Table

Rifle 10 rounds staged on Cemetery entrance Table

Shotgun 6+ rounds staged on Cemetery entrance Table

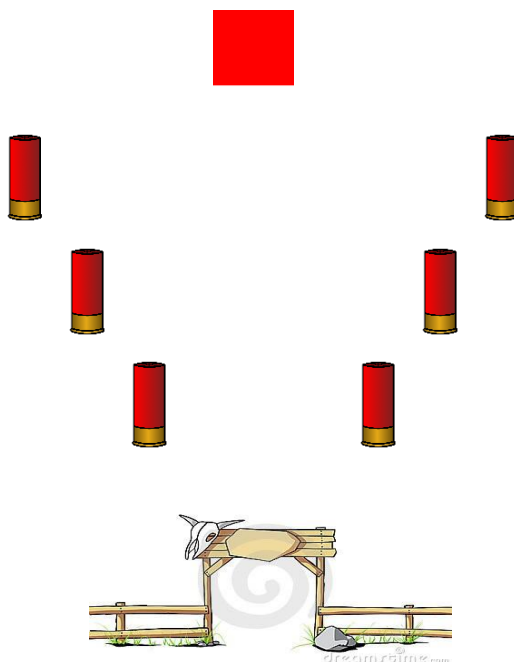
**Shooter starts:** Hands on Gun(s)

**Shooter's line:** "Merry Christmas"

**THIS IS A STAND AND DELIVER**

ATB engage **PISTOL** and **RIFLE** Target with 20 rounds. (DUMP) then,

Engage **SHOTGUN** targets any order until down.



Cemetery Entrance Table