

National Playing Formats and Rules

Effective from 1 January 2015

ALL AGE GROUPS

The following aspects of AIA Vitality MiniRoos Club Football are common across all age groups from Under 6 to Under 11.

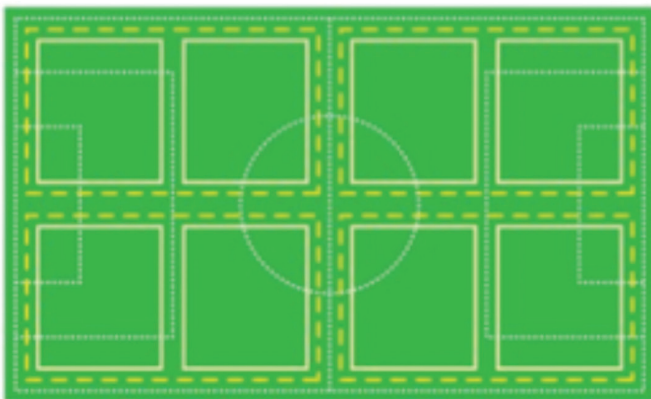
Field Layouts

AIA Vitality MiniRoos fields are easy to set-up and only take a few minutes.

The below diagrams outline how AIA Vitality MiniRoos pitches should look when set-up on a full-size football field:

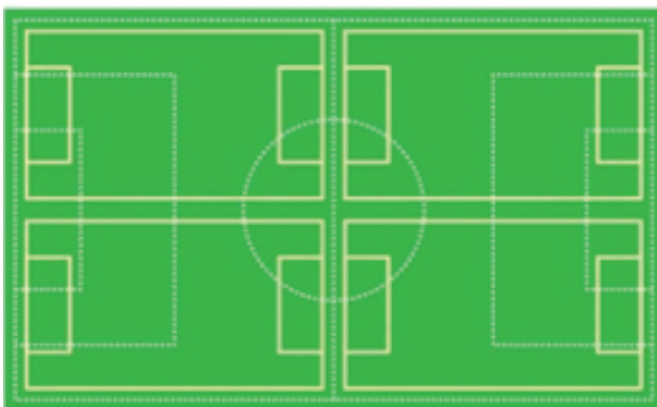
Under 6 & 7

Up to 8 pitches on a full-size football pitch



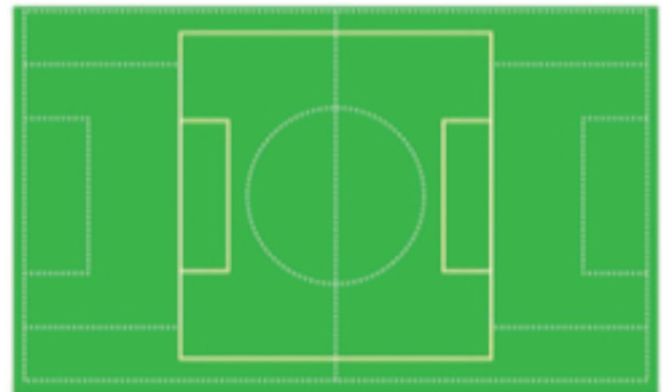
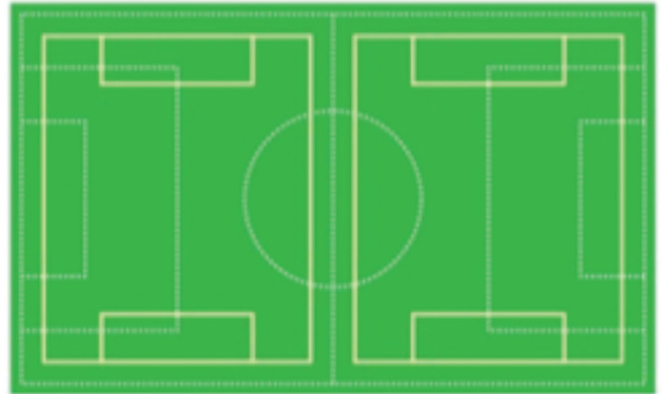
Under 8 & 9

Up to 4 pitches on a full-size football pitch



Under 10 & 11

Maximum of 2 pitches on a full-size football pitch. Alternatively 1 pitch can be set-up penalty box to penalty box.



Field Markings

Cones, markers or painted line markings are suitable. Club Coordinators can order FREE AIA Vitality MiniRoos cones via the website: www.miniroos.com.au.

This includes the penalty areas in the U8 – U11 age categories.

Equipment

Appropriate branded equipment can be purchased via the AIA Vitality MiniRoos on-line store located at www.miniroos.com.au.

Start of play and re-start after a goal

Pass forward to a team mate from the middle of the half way line. All players must be in their own half of the field of play. Opponents must be at least 5 metres away from the ball until it is in play. The ball must touch a team mate before a goal can be scored.

Ball in and out of play

The ball is out of play when it has wholly crossed the goal line or the touch line on the ground or in the air, or when play has been stopped by the Game Leader.