

Leprechaun Addition / Counting Game

What you need:

Game board

20 - 30 pennies or gold nuggets (rocks or beans sprayed gold)

One game figure for each player

Dice

Directions:

Print, cut, and glue all game board pieces as indicated on patterns.

Laminate if desired.

Game Instructions:

Each player chooses a pot of gold and places his/her game figure on the start shamrock on the game board. Taking turns, each player rolls the dice and advances the amount on the shamrocks. If the player ends on a "+ 2" shamrock, he/she can take two gold nuggets and place it into his or her pot of gold. For each additional "+ 2" the player has to complete the addition and say the total out loud before he/she can add the nuggets to his pot of gold. (Example: I got 4 nuggets and 2 more nuggets makes 6 nuggets) If the player lands on a leprechaun trap, the player needs to give all of his/her nuggets back. The player that reaches the full pot of gold with the most nuggets in his/her pot wins the game.

Variation:


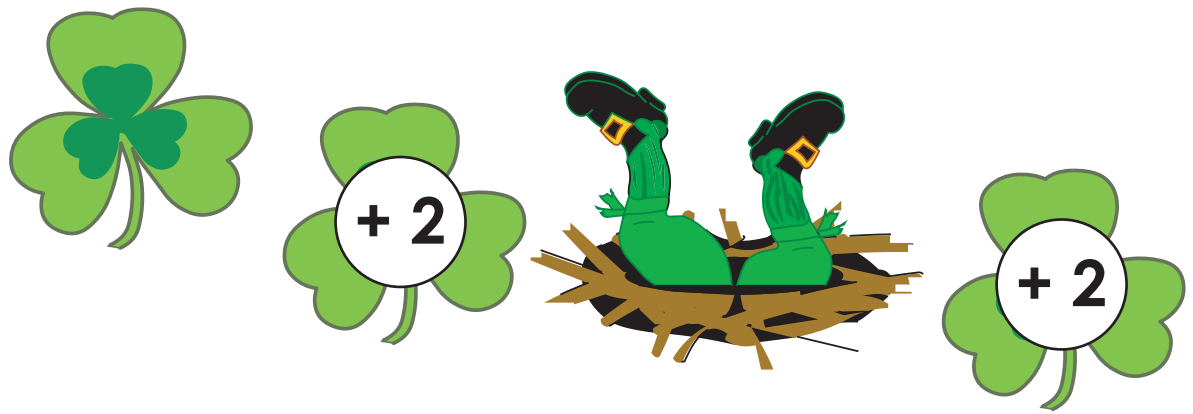


Have younger children pick out two nuggets at a time and have them count how many nuggets they now have in the pot.

Cut and glue to the middle of game board.



Cut





Glue

Glue

Glue

Glue

