



**Greater Cleveland  
Beekeepers Association**

**[www.greaterclevelandbeekeepers.com](http://www.greaterclevelandbeekeepers.com)**

May 2022

# THE HONEYBEE TIMES

President's Message,

Hello GCBA, looks like spring is in the air dandelions, apples, and ornamental trees are in full bloom and honey/pollen is coming in hand over fist, or fast and furious. We have a great speaker this month Peggy Garnes and the topic is probably more relevant than Varroa for the residential beekeeper, swarm prevention and control. Remember to bring those smokers this month for the fire breathing smoker contest, be there 15 minutes early for the start, if rain permits. Winner will receive the best 10-minute smoker fuel available a 10.00 value, board members are excluded.

Bee there or bee left out:

Denzil

Inside this issue:	June Meeting
President's Message	06/08/2022
Inspectors Report	Cuyahoga County Fair Grounds
GCBA Happenings	Building #25
Cuyahoga County Fair	Doors open at 6:15pm
Resources	Meeting begins at 7:00pm
Mite Treatment Schedule	
Ask Buzz the Beekeeper	
Spring and Summer Food for Bees	
Recipe of the Month	

## The Inspector's Corner

Congratulations to the ones that made it through winter, remember that you can be happy but now, but you need to keep checking on your hives. Do you need to do splits, manipulate frames, moves boxes? Everyone says SWARMS are free bees but in an urban setting this can be upsetting to neighbors, City Hall, and the Animal Control Person. So, keep an eye on your hives. Don't forget to do a treatment for mites soon. Remember this is how you got your hives this far.


Inspection season is starting up, People needing Queen Certs get inspected first, ODA says no inspections until it gets 65 degrees and above, but that is a recommendation. This early I call to check on your hives before I come out, lots going on already this year packages installed, splits, treatments. Your local bee clubs are a great source of information.

Bee Safe

Phil Bartosh


Cuyahoga Apiary Inspector **216.470.0934 216.351.6190 [sd9990@aol.com](mailto:sd9990@aol.com)**

# See what happened at our last meeting.



Queen Rearing Class

# Look at our new sign.



# Varroa Control for the Busy Beekeeper



Beekeeping Ain't That Hard!

MY NAME IS DESTRUCTOR...  
VARROA DESTRUCTOR.



"I bury my head into your bees and slowly, slowly suck out their life. I spread disease, and if you don't control me, your bees will die a horrible.....slow.....death."

Not controlling varroa is torturous and cruel to your bees!

## Who should use this varroa control program?

- New beekeepers absolutely!
- Some intermediate and "seasoned" beekeepers
  - Those who don't have time for regular inspections
  - Those who can't master an alcohol wash to test mite levels
  - Those who won't sacrifice 300 bees for an alcohol wash
  - Those who can't seem to filter out poor advice from social media and non-"experts."



## Who should not use this program?

- Those beekeepers who are very adept and disciplined to properly monitor mite levels with an alcohol wash and decide on a corresponding mite plan.
- There are VERY few beekeepers of this type



## What can go wrong with this varroa treatment plan?

- Your bees become strong and tough and start robbing weaker hives that are infested with mites. Excessive mites on mite board can be a sign.
- Taking contrary advice from social media.
- Taking contrary advice from an "expert."
- Beekeeper becomes lazy and misses a treatment



Beekeeping Ain't That Hard!

### Varroa treatment options for a new package:

- Oxalic Acid (OA) dribble while bees are still in the package
- OA dribble after installing bees into the hive
- OA vaporization while bees are still in the package
- OA vaporization after installing bees into the hive.
- All methods achieve the same result of cleaning up any residual mites.

### OA Dribble Tips:

- Recipe
  - Mix 2.5 tbsp. OA crystal with 1.5 cups warm water.
  - Add 2 cups sugar and mix very well
  - Makes enough for about 10 deep boxes
- Separate brood chambers (Usually deep boxes)
- Gently smoke bees down between frames
- Using a syringe, dribble 5ml of solution between frames.
- No more than 50ml of solution / deep box
- No more than 100ml per hive.
- **Multiple OA dribble treatments may result in damage to the queen, but is still better than high mite loads.**



### Formic Acid (FA) Tips:

- Watch the video from the manufacturer at: [Nodglobal.com](http://Nodglobal.com)
- Do NOT use expired strips - These can kill bees.
- Only add strips if daily temperatures will be **BELOW 85F** for the first 3 days of treatment
- Only add strips if daily temperatures will be **ABOVE 50F** for the first 3 days of treatment.



Watch the video from the manufacturer at: [Nodglobal.com](http://Nodglobal.com)!

### Mite Control Calendar for NE Ohio

April - FA if it's an over wintered hive or nuc. OA if it's a package.  
 May - None needed unless mite signs are noticed. (See note #6)  
 June - OA touchup treatment  
 July - None needed unless mite signs are noticed  
 August - FA treatment - Very important for winter survival  
 September - None needed unless mite signs are needed  
 October - FA treatment  
 November - None needed unless mite signs are noticed  
 December - OA touchup treatment  
 January / February - OA touchup treatment on a >40F day

### Notes:

1. FA - Formic Acid. See page #3 for instructions and tips.
2. OA - Oxalic Acid. See page #3 for instructions and tips.
3. Treatment Schedules are for the first week of every month.
4. Clean mite board before each treatment to see effectivity of treatment.
5. A single FA treatment can be substituted with 3 OA treatments, each a week apart.
6. Mite signs - Mites on bees or mites seen in drone comb

### Lorain County Beekeepers Association

<http://www.loraincountybeekeepers.org/>



Worker capped day 9 - Emerges day 21  
Drone capped day 11 - Emerges day 24

Queen capped day 9 - Emerges day 16 - Matings flights days 20 - 30 - Start laying eggs - after day 23

Renew your GCBA membership today!



*Greater Cleveland  
Beekeepers Association*  
greaterclevelandbeekeepers.com



## GCBA Membership Registration

New       Renewal

Name: \_\_\_\_\_

Street Address: \_\_\_\_\_

City: \_\_\_\_\_ State: \_\_\_\_\_ Zip: \_\_\_\_\_

Phone: \_\_\_\_\_ Email: \_\_\_\_\_

Annual Membership cost is \$20.00 per family. Membership in Greater Cleveland Beekeepers Association means you can learn and enjoy a new hobby, keep current with beekeeping, and meet other beekeeping members who live in the Greater Cleveland area.

GCBA monthly meetings are focused on educational topics including beekeeping best management practices, current events in beekeeping, research, and hive health.

Register at a GCBA monthly meeting or see more options on our website.

Your personal information is for club use only and will not be shared with anyone.

\_\_\_\_\_

I acknowledge the risks involved in beekeeping activities which include and not limited to: stings, falls, shock, allergic reactions and personal injury. I agree to hold harmless the Greater Cleveland Beekeepers Association free from any liability, including financial responsibility for injuries or property damages, regardless of whether injuries are caused by negligence in the State of Ohio.

Signature: \_\_\_\_\_ Date: \_\_\_\_\_

For Office Use:

Payment Received By: _____	Payment Type: Cash _____ Check # _____
Date: _____	

# Congratulations to our 50/50 Raffle Winner!!!

**Audrey Gargas**

Take: \$102 Split: \$51

She graciously donated the money back to be used for the  
Bee Yard Beautification Project.

THANK YOU!



Mark Your Calendar Now

Volunteers Needed! Many Volunteers Needed!



This application will let you renew a previous registration, add new apiaries, or create a new registration for new beekeepers. The registration fee is \$5.00 per apiary; both the application and fee is due by June 1 each year. There is a \$10 late fee if filing after June 1 (the late fee is a total charge of \$10, not \$10 per apiary). Payments can



Department of  
Agriculture

Division of Plant Health • Apiary Program  
8995 E. Main St., Bldg. 23, Reynoldsburg OH 43068  
Phone: 614-728-6373 • Fax: 614-728-6453  
apiary@agri.ohio.gov • www.agri.ohio.gov

### APPLICATION FOR APIARY REGISTRATION

PLEASE INCLUDE PAYMENT WITH APPLICATION ON OR BEFORE JUNE 1

THIS SECTION TO BE COMPLETED BY APIARY PROGRAM OFFICE		IDENTIFICATION NUMBER:		CERTIFICATE NUMBER:	
<b>COMPANY:</b>					
<b>NAME:</b>					
<b>ADDRESS:</b>					
<b>CITY, STATE, ZIP:</b>				<b>PHONE:</b>	
<b>EMAIL:</b>				<b>COUNTY:</b>	
Check applicable box:		<input type="checkbox"/> Registered previously	<input type="checkbox"/> Additional Locations	<input type="checkbox"/> New beekeeper	

**Payment is required with application.** Applications postmarked after June 1st are subject to a \$10.00 late filing fee. Exceptions to late fee after June 1: New Beekeepers or registering additional locations.  
**Fee of \$5.00 per apiary location (property address) made payable to the "Ohio Department of Agriculture"**

Number of Locations: \_\_\_\_\_ @ \$5.00 each = Total Amount Due \$ \_\_\_\_\_ .00

Payment by check or money order only; Payment Method:  Check # \_\_\_\_\_  Money Order # \_\_\_\_\_

**PLEASE DO NOT SEND CASH**

Hive Location	# of Colonies	County	Township	Location Information:			Property Owner's Name	Beekeepers: if you Sell Queens or Nucs from or at this location, Check 'YES' or 'NO'
				Address	City	Zip Code		
1								<input type="checkbox"/> YES / <input type="checkbox"/> NO
2								<input type="checkbox"/> YES / <input type="checkbox"/> NO
3								<input type="checkbox"/> YES / <input type="checkbox"/> NO
4								<input type="checkbox"/> YES / <input type="checkbox"/> NO
5								<input type="checkbox"/> YES / <input type="checkbox"/> NO

\*Please write on back of form to provide inspector with additional directions and/or hive location information, if needed. (GPS Coordinates are helpful and appreciated; please indicate by Longitude and Latitude, in Decimal Degrees.)

My signature below certifies that the information provided above is true and accurate to the best of my knowledge.

SIGNATURE: \_\_\_\_\_ DATE: \_\_\_\_\_

**Newest Edition**  
**Still \$25 cash/check**





# Recipe Submitted: Brenda T.

## Canning Cherries with Honey



**Author:** Jill Winger

**Cook Time:** 25 minutes

**Total Time:** 25 minutes

**Yield:** 7 quarts

**Category:** Food Preservation

**Method:** Canning

Found Here:

[https://  
www.theprairiehomestead.com/2  
019/07/canning-cherries.html](https://www.theprairiehomestead.com/2019/07/canning-cherries.html)

### Ingredients

14 to 17 pounds of fresh cherries (roughly 2 pounds of cherries per quart jar)

3 cups honey ([I love this raw honey](#)).

10 cups water

## Pollen and Nectar sources....

Late Spring --  
Beginning of  
honey flow

Raspberries

Black Locust

Honeysuckle



What's in your yard?





## Pollen and Nectar sources....

Late Spring --  
Honey plants....

White Clover

Various mints

Wild flowers



# What are you WEARING?

“Limited Edition for a Limited Time”

While supplies last, only two hats left. If you are interested in the hats or shirts please **click the “contact” button** on our website to inquire.





**“We are approved and ready to begin the  
manufacturing process”  
See you at the Fair!**

Great news!

The Projects are underway with designs and budget approval. Next step is to meet with Belmont Prison and get the work started.

The Bee yard garden needs donations and Tom Kennish will need lots of volunteers for fair.

We will need topsoil, perennials floral bushes, small ornamental trees, etc.

Lorraine Bartosa, one of our members and a great supporter of the fair is working closely with Joe Petrek, Tom Kennish and the rest of the board to get work started.

Please step up and volunteer, donate and support.  
2022 is just the beginning!

Sheila St.Clair



# Dear Buzz the Beekeeper, I have a question.

Hello Buzz:

I have been hearing a lot about adding essential oils to the sugar syrup and patties that I feed my bees. I did a little research and learned nectar has a small percentage of naturally occurring essential oils. So, should I try to put some, and other additives into my sugar syrup and patties?

Adding anything to the syrup in the spring is generally a waste because a spring feeding purpose is for one of three reasons.

A one-to-one feeding of water and sugar is to build foundation and in no way accomplishes any nutritional value to the colony.

A stimulus feeding is for a very short term, and its only intention is to kick a colony into gear for seasonal brood production, splits, brood, etc.

A necessary feeding, because the colony is short on carbohydrates in order to survive; this is the feeding of most interest and concern to the beekeeper. A (**necessary**) spring feeding indicates poor planning on the part of the beekeeper last fall, and can seriously stunt spring build up or death. Over 100 natural oils exist in beekeeping for one purpose or another.

Only anecdotal evidence exists as to the nutritional value of feeding any essential oil, and more often or not it is done by the beekeeper because it makes the beekeeper feel good about the feeding, not the bees. Keep in mind (all) feedings are only accomplished for short periods of time, not long term; it would be similar to the beekeeper taking a vitamin once a year. Something to think about: Natural does not mean natural to the bees! All oils fed to bees must be food grade! Natural does not mean harmless! Way too many colonies are killed by kindness than neglect! Read research articles! Buzz, the Beekeeper

## What's No Mow May?

<https://www.wpr.org/what-you-need-know-about-no-mow-may-bee-boosting-trend-sweeping-wisconsin>

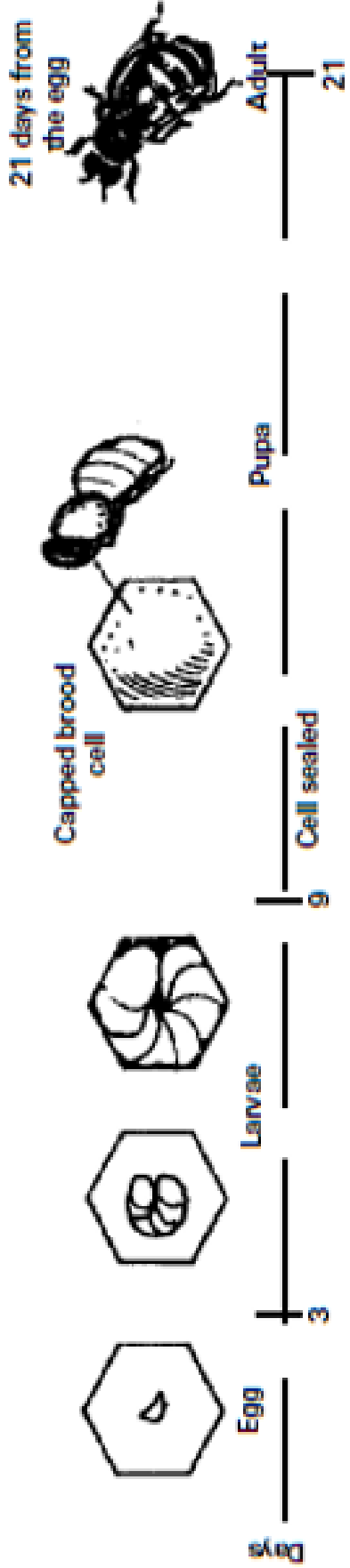


<https://www.worldbeeday.org/en/celebrate-bee-day.html>

Why is May 20th World Bee Day?

May was the chosen month for World Bee Day because **in the northern hemisphere the need for pollination is greatest during that period, while in the southern hemisphere it is a time for harvesting honey and bee products.**

Type	Egg	Larva	Cell capped	Pupa	Average Developmental Period	Start of Fertility	Body Length	Hatching Weight
Queen	up to Day 3	up to Day 6½	Day 7½	Day 8 until emergence	16 days	Day 23 and up	18-22 mm	nearly 200 mg
Worker	up to Day 3	up to Day 9	Day 9	Day 10 until emergence (Day 11 or 12 last moult)	21 days (range: 18-22 days)	N/A	12-15 mm	nearly 100 mg
Drone	up to Day 3	up to Day 9½	Day 10	Day 10 until emergence	24 days	approx. 38 days	15-17 mm	nearly 200 mg



Development cycle of the worker honey bee.

# Reminder



# Queen Right Colonies®

43655 State Route 162 • Spencer, OH 44275  
info@queenrightcolonies.com

KNOWLEDGE &

## EXPERIENCE



QRC Diagnosis of Your Honeybee Colonies.

**Call Today for an Appointment!**

Over 100 years of combined  
beekeeping experience!  
**You Can Rely On Us!**

WORLD BEE DAY

**WORLD BEE DAY**  
**fun day**

Saturday  
May 21, 2022  
10:00 am - 4:00 pm

QRC invites You to Join the Fun!  
Celebrating the bees & other pollinators!  
**10 am - 4 pm**  
at Queen Right Colonies

QUEEN BEES



Get your Queen Bees at QRC!  
We offer New World Carniolan, Cordovan,  
Saskatraz, & Three-banded Italian Queens.  
**Order Your Queens Today!**

2022 EVENTS



**Saturday, June 4, Field Day**  
Guest Speaker: Reed Johnson  
**Saturday, September 24,**  
**"End of Summer Classic"**  
Bee part of the excitement!  
Keynote Speaker: Susan Cobey  
Guest Speaker: Kim Flottom

**440-647-2602**  
**queenrightcolonies.com**







# lassified

Classified Ads Any member in good standing may place an ad for bee-keeping related items for sale or trade once a quarter free of charge. This ad will not exceed 1/8th of a page in size. Additional ads will be subject to advertisement fees. Advertisement Fee Schedule: 1/8th Page: \$5 month, 1/4th Page: \$7 month, Half Page: \$10 month, Full Page \$15 Please note: Information posted is a courtesy to GCBA Members and/or a paid advertisement for business entities. GCBA does not endorse or guarantee quality or pricing. Used foundation should not be sold and will not be advertised. Used woodenware cannot be certified free of some diseases like American Foulbrood. Be very cautious when



# oming

## GCBA events held throughout the year:

- Picnic in July
- County Fair Booth in August
- Holiday Party in December
- Live Demonstrations

# Thank You From All Of Us

President: Denzil St. Clair

[info@queenrightcolonies.com](mailto:info@queenrightcolonies.com)

Past President: Phil Bartosh

[sd9990@aol.com](mailto:sd9990@aol.com)

VP: Mike Stark

[mkstark@yahoo.com](mailto:mkstark@yahoo.com)

Treasurer: Brenda Theurer

[larry1724@aol.com](mailto:larry1724@aol.com)

Secretary: Shannon Warder

[shan.warder@gmail.com](mailto:shan.warder@gmail.com)

(440) 832-1776

Directors:

Laura Brown

[lb68750@gmail.com](mailto:lb68750@gmail.com)

Sarah Marie

[sarah\\_marie\\_@hotmail.com](mailto:sarah_marie_@hotmail.com)

Joe Petrek

[jpetrek3@gmail.com](mailto:jpetrek3@gmail.com)

Newsletter Editor:

Michelle Killin-Keith

[dartwoman@sbcglobal.net](mailto:dartwoman@sbcglobal.net)

Hospitality Coordinator:

Jan Petrek

[jpetrek@hotmail.com](mailto:jpetrek@hotmail.com)

Fair Committee Chair:

Tom Kennish

[tkennish@gmail.com](mailto:tkennish@gmail.com)