



**Greater Cleveland  
Beekeepers Association**  
[www.greaterclevelandbeekeepers.com](http://www.greaterclevelandbeekeepers.com)

October 2021

# THE HONEYBEE TIMES

Hello, it looks like the Fall Season is upon us.

Make sure you have left enough honey on your hives before you extract the extra; also make sure you have kept up with your Mite treatments.

Once again, I want to thank the Fair Committee and all of the Members who worked at the GCBA table at the Fair. If you Volunteered, make sure to pick up your free T-shirt at the October 9<sup>th</sup> Meeting (see Sarah).

As I announced at the September Meeting, I will not be seeking re-election as your President for next year.

Please consider running for Office as All Board Positions are OPEN: President, Vice President, Secretary, Treasurer, One – Two and Three year Director Positions. Nomination of Officers will be at the November 10<sup>th</sup> Meeting with Voting at the December 8<sup>th</sup> Christmas Party Pot-Luck.

Please let a Board Member know if you are seeking to run for an Office on the Board.

Thank you for the support I received from you this past year!

(continued on the next page”

It looks like we will be at the Cuyahoga County Fairgrounds for the rest of 2021 for our Meetings. A big Thank You to the Cuyahoga County Agriculture Society for letting us use the Fairgrounds for our Meetings and Events!

I can tell you that the hardest part of this position is finding Speakers; so, if you have an idea for a Speaker or a Topic, please let a Board Member know.



We have had a request from Max Mackenzie (a Senior at the Cleveland Institute of Art) who is doing a school project involving the organization and storage of Beekeeping Equipment. He has asked us to share with you the opportunity to fill out a brief, simple survey to help him on his research for his project. Here is the link to the survey: <https://forms.gle/oDC4VjY3qirD2JDUA>.

As the Club is providing Coffee at our Meetings, we thank the Members who have brought pastry and candy each month. It is greatly appreciated!



Our next Board Meeting is scheduled for Wednesday, October 20<sup>th</sup> at 6:30pm at the Fairgrounds (Building 25 or the Bee Barn: look for the cars). All Members are welcome to attend – especially if you are contemplating on running for an Office!

Hope to see you at the October 9<sup>th</sup> Meeting!!!

Larry

Inside this issue:

President's Message

Inspector's Corner

GCBA Happenings

Recipe

Clothes

Wax Moths

Honey

Upcoming Meetings and Events

October Membership Meeting

10/13/2021

September Board Meeting

10/20/2021

Building #25

Cuyahoga County Fair Grounds

## The Inspector's Corner

Hi everyone fall is here, weather is cooler now time to treat with formic pro or mite away strips again please follow the instructions, remember the bees in your hive right now will all be dead by December meaning everything capped right now are your winter bees so you need to treat to kill the mites under the cappings. Also remember try not to buy used equipment from someone whose hive had died thinking your getting a deal. One never knows what killed the hive.

Thanks, Phil Bartosh 216.470.0934 216.351.6190

[sd9990@aol.com](mailto:sd9990@aol.com) Cuyahoga County Apiary Inspector



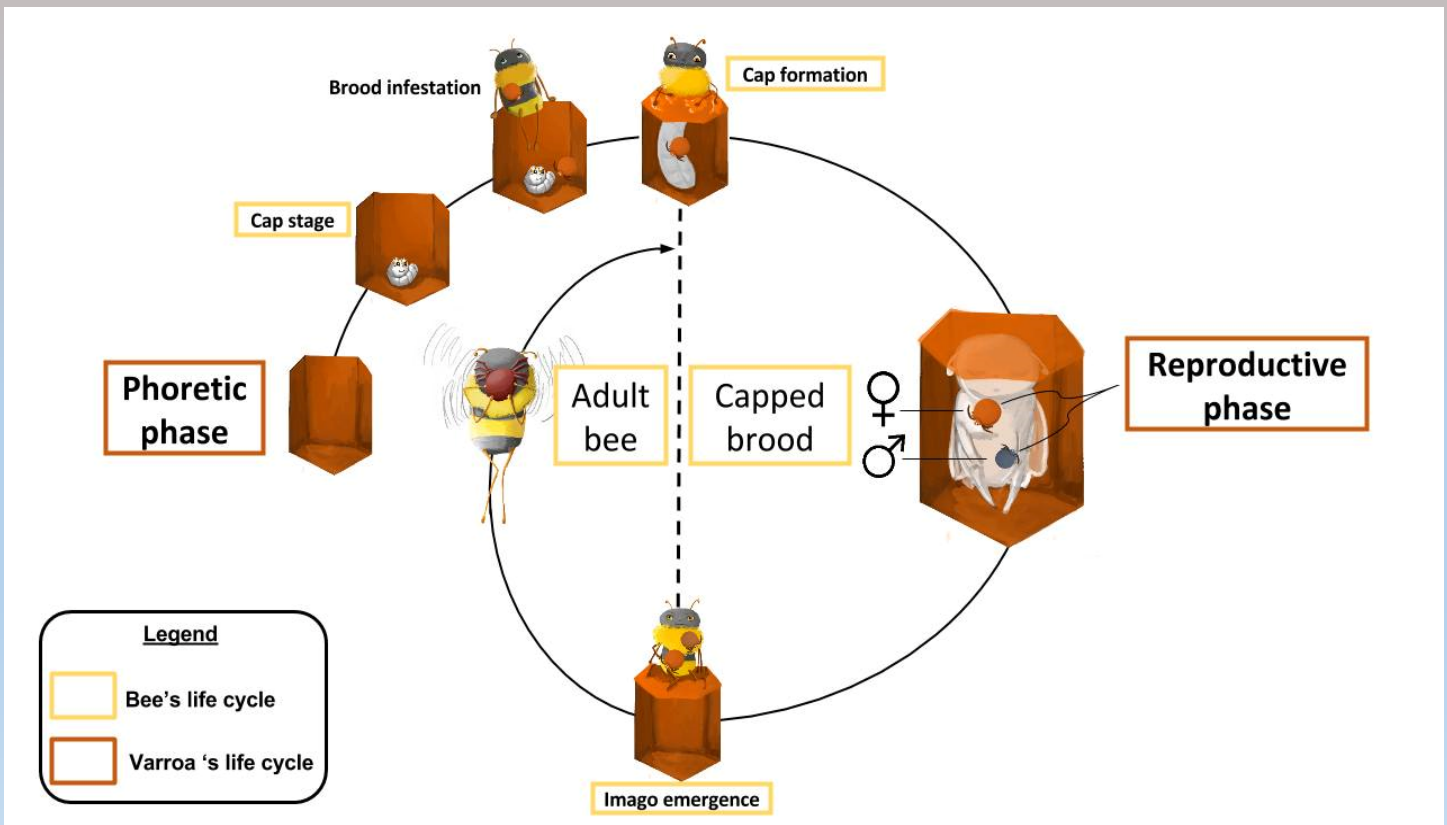


### Fair Volunteer Swag Gifts

--Everyone seems to be enjoying the shirts and hats. I know not all the volunteers whom were offered one for supplying their time during Fair Week got theirs and I unfortunately I had to leave the last meeting early and folks weren't able to get a hold of me afterwards. There were definitely more folks still coming up and wanting to purchase as well. You should plan to be at the next meeting early or

# Reminder

This a great reminder, that to win the war we must first understand the enemy!  
Varroa Mite Life Cycle





# Are you on schedule?

## Mite Control Calendar for NE Ohio

April - FA if it's an over wintered hive or nuc. OA if it's a package.

May - None needed unless mite signs are noticed. (See note #6)

June - OA touchup treatment

July - None needed unless mite signs are noticed

August - FA treatment - Very important for winter survival

September - None needed unless mite signs are needed

October - FA treatment

November - None needed unless mite signs are noticed

December - OA touchup treatment

January / February - OA touchup treatment on a >40F day

### Notes:

1. FA - Formic Acid. See page #3 for instructions and tips.
2. OA - Oxalic Acid. See page #3 for instructions and tips.
3. Treatment Schedules are for the first week of every month.
4. Clean mite board before each treatment to see effectivity of treatment.
5. A single FA treatment can be substituted with 3 OA treatments, each a week apart.
6. Mite signs - Mites on bees or mites seen in drone comb

**Lorain County Beekeepers Association**

<http://www.loraincountybeekeepers.org/>



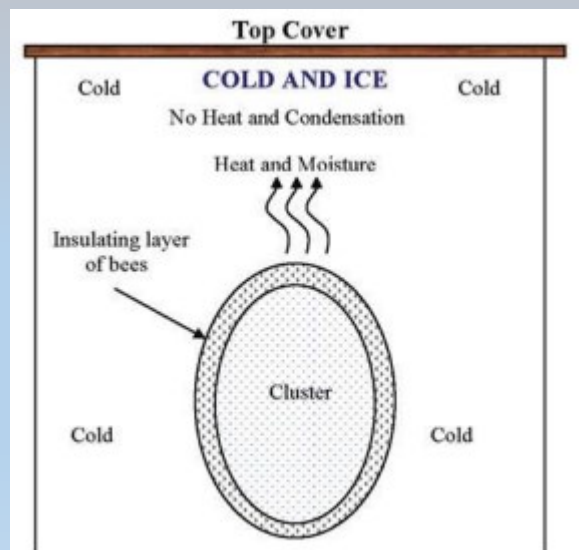
Beekeeping Ain't That Hard!



Communications with one another can be challenging and even difficult at times, even with all the resources available to us, such as dictionaries, thesaurus, computers, etc. Some people just cannot give or take directions at all, some cannot tell north from south or east from west, and if it were not for the little voice on the cell phone stating you have arrived, they possibly may not find their way home! I can only imagine what it would be like to be an insect and have to communicate such things as places, distance, direction and much more, like the fridge is full, we have enough pollen, wake-up it has stopped raining and time to go to work and again much more. We are fortunate to have Dave Noble shed a little light on the subject at our Oct 13th meeting "Colony Pheromones and What it Reveals". Come out and be a part of this informative meeting and bring friends and family.  
Denzil

## What should your winter hive look like?

H	H	H	H	H	H	H	H	H	H
o	o	o	o	o	o	o	o	o	o
n	n	n	n	n	n	n	n	n	n
e	e	e	e	e	e	e	e	e	e
y	y	y	y	y	y	y	y	y	y
H	P	E	B	B	B	B	E	P	H
o	o	m	r	r	r	r	m	o	o
n	l	p	r	r	r	r	p	l	n
e	e	t	o	o	o	o	t	e	e
y	n	y	d	d	d	d	y	n	y



Mr. Freeman Winters his bees in SW Arkansas. Visit his website [www.freemanbeetletrap.com](http://www.freemanbeetletrap.com) for information on his product.

## How to decrease the risk of dysentery?

No liquid feed should be fed to the honey bees during cold temperatures, as this will lead to dysentery and increased colony losses. Care should also be taken to ensure that colonies do not store too much honey in their brood nest. Honey bees need to have open drawn comb in the brood nest so they can cluster properly. Honey bees will freeze to death if the combs are full of honey and there is no room for the bees to cluster.

Dysentery may also be reduced through the use of a screen bottom board. When bees are forced to defecate within the hive, due to unusually long winter confinement, their excrement will drop through the screen and the bees will not be forced to crawl through it. Honey bees that are able to remain clean and dry will normally develop less dysentery.

When selecting an apiary location, avoid areas where moisture laden air stratifies. Try to locate hives where the snow tends to melt first. This would tend to indicate that the area is quick to warm up, something that will benefit honey bees. The area should also be carefully examined for a winter windbreak. A good windbreak may consist of a group of trees, a building or ridge. If a natural windbreak does not exist, one should be provided by the beekeeper.

This article may be cited as "The West Virginia Apiary Act."



Fence Panel



**Thank you to the 40 Members and Guests who attended the September meeting in the Bee Barn at the Cuyahoga County Fairgrounds.**

**Thank you to the presenter Peggy Garnes and her talk on Winter Prep for your beehives. Hive wraps, candy boards and small hive beetles were only a few of the topics discussed.**





# What are you WEARING?

“Limited Edition”

Not available on our website, please contact Sarah for available sizes and your purchase.

sarah\_marie\_hotmail.com

216-526-5086



# Recipe Submitted By Michelle Killin-Keith

## Honey Garlic Chicken Breast

**Recipe video above.** An incredible quick and easy way to serve up chicken breast - seared then simmered in the most amazing honey garlic sauce. Don't be deceived by the short ingredient list! It's absolutely worth the extra step of dusting the chicken with flour because it creates a crust for the sauce to cling to. **BONUS:** See notes for how to make this with any protein - beef, pork, lamb, prawns/shrimp, tofu!



★★★★★

4.98 from 342 votes

Prep Time	Cook Time	Total Time
4 mins	8 mins	12 mins

Course: Mains Cuisine: Western

Keyword: Baked Chicken Breast, chicken breast recipe, honey chicken, Honey Garlic Chicken, sauce for chicken

Servings: 4 Calories: 323cal Author: Nagi

### Ingredients

- 500g / 1 lb chicken breast , boneless and skinless (2 pieces)
- Salt and pepper
- 1/4 cup flour (Note 1)
- 3 1/2 tbsp (50g) unsalted butter (or 2 1/2 tbsp olive oil)
- 2 garlic cloves , minced
- 1 1/2 tbsp apple cider vinegar (or white or other clear vinegar)
- 1 tbsp soy sauce , light or all purpose (Note 2)
- 1/3 cup honey (or maple syrup)

### Instructions

1. Cut the breasts in half horizontally to create 4 steaks in total. Sprinkle each side with salt and pepper.
2. Place flour in a shallow dish. Coat chicken in flour and shake off excess.
3. Melt most of the butter in a large skillet over high heat - hold back about 1 tsp for later.
4. Place chicken in skillet and cook for 2 - 3 minutes until golden. Turn and cook the other side for 1 minute.
5. Turn heat down slightly to medium high.
6. Make a bit of room in the pan and add garlic and top with remaining dab of butter. Stir garlic briefly once butter melts.
7. Add vinegar, soy sauce and honey. Stir / shake pan to combine. Bring sauce to simmer, then simmer for 1 minute or until slightly thickened.
8. Turn chicken to coat in sauce. If the sauce gets too thick, add a touch of water and stir.
9. Remove from stove immediately. Place chicken on plates and drizzle over remaining sauce.

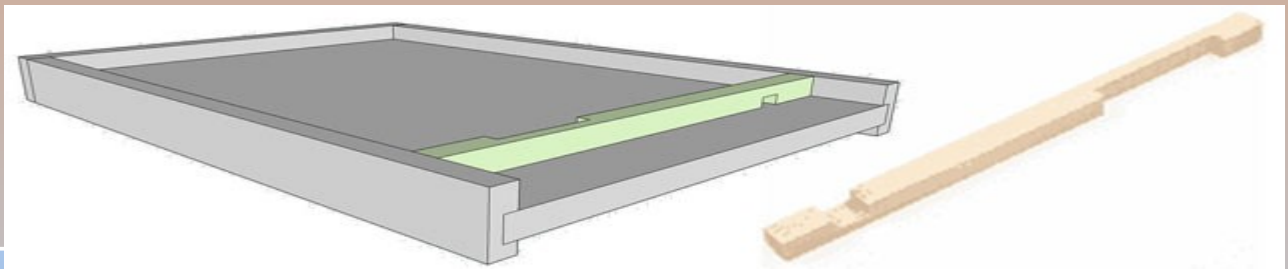
recipetineats

Honey Garlic Chicken breast recipe originally published February 2018,

## Entrance Reducer for Winter Prep

An entrance reducer is typically a flat slat of wood with varying notches or two pieces of interlocking, slidable lengths of metal with numerous holes (this version is called a mouse guard). The entrance reducer is used by some backyard beekeepers to reduce the size of the beehive entrance. Although most beekeeping suppliers sell entrance reducers, a beekeeper can easily manipulate the entrance of their beehive with scrap wood or even clumps of grass and sticks.

A beekeeper may want to reduce the entrance to the beehive under two conditions: a colony of bees has become weakened, or at the onset of winter. If a hive is weakened due to disease, pests, or swarming, the honey bees may benefit from a reduced hive entrance. A smaller entrance requires fewer guard bees, allowing the bees to focus on other priorities in the hive. The reduced entrance makes it harder for other insects to enter the hive and steal honey and cause general disruption to the colony. During cold winter months, a reduced entrance may keep cold air out, helping the bees regulate the temperature inside the hive. Also, some beekeepers opt to use an entrance reducer in the winter to prevent small rodents from entering the hive, as these critters are drawn to the heat maintained by the colony throughout the chillier months.



Don't forget to get yours at the beginning of every meeting.  
Congratulations to our 50/50 Raffle Winner!!!

**WINNER: John Butler**

**Collected: \$100.00; Split \$50.00**







Classified Ads Any member in good standing may place an ad for bee-keeping related items for sale or trade once a quarter free of charge. This ad will not exceed 1/8th of a page in size. Additional ads will be subject to advertisement fees. Advertisement Fee Schedule: 1/8th Page: \$5 month, 1/4th Page: \$7 month, Half Page: \$10 month, Full Page \$15 Please note: Information posted is a courtesy to GCBA Members and/or a paid advertisement for business entities. GCBA does not endorse or guarantee quality or pricing. Used foundation should not be sold and will not be advertised. Used woodenware cannot be certified free of some diseases like American Foulbrood. Be very cautious when



**GCBA events held throughout the year:**

- Field Day in May
- Picnic in July
- County Fair Booth in August
- Special Event in September
- Holiday Party in December
- Live Demonstrations year round





# Queen Right Colonies®

## CALIFORNIA PACKAGE BEES

**Pre-order Starting November 1, 2021**  
**3 lb. Package Bees**  
**with Queen**



# QRC

**Get Ready for Spring!**

[queenrightcolonies.com](http://queenrightcolonies.com)

43655 State Route 162 • Spencer, OH 44275  
440-647-2602 • [info@queenrightcolonies.com](mailto:info@queenrightcolonies.com)



# Thank You From All Of Us

## 2021 Officers

**Larry Theurer, President**

(216) 741-3798    [larry1724@aol.com](mailto:larry1724@aol.com)

**Sheila Maurer, Vice President**

[spmaurer01@gmail.com](mailto:spmaurer01@gmail.com)

**Brenda Theurer, Treasurer**

(216) 741-3798    [larry1724@aol.com](mailto:larry1724@aol.com)

**Shannon Warder, Secretary**

(440) 832-1776    [shan.warder@gmail.com](mailto:shan.warder@gmail.com)

## Directors

**Phil Bartosh, Past President**

(216) 470-0934

**Sarah Marie**

(216) 526-5086    [sarah\\_marie@hotmail.com](mailto:sarah_marie@hotmail.com)

**Tracy McKenna**

[tgannon2@mac.com](mailto:tgannon2@mac.com)

**Denzil St.Clair**

(440) 647-2602

**Michelle Killin-Keith, Newsletter Editor**

(440) 781-4161