



**Greater Cleveland  
Beekeepers Association**  
[www.greaterclevelandbeekeepers.com](http://www.greaterclevelandbeekeepers.com)

October 2022

# THE HONEYBEE TIMES

Hello GCBA - This has been a very busy year, and it looks like an early conclusion to the beekeeping season. With that in mind, all Ohio beekeepers need to pay very close attention to any winter prep done this year.

It has been a wet, early fall - too cold - and wet late fall, especially when goldenrod and aster is in full bloom and as a result bees are already consuming winter stores and will continue to do so. In short, winter has come early to northeast Ohio as far as the bees are concerned. We will discuss this to a small degree at the next meeting.


This month we hope to be honored with the presence of Dennis Eck, beekeeper and Fair Board Director of the bee barn and other areas as well. Next year, GCBA will play a role in World Bee Day to be held at the Cuyahoga County Fairgrounds - more on this later as information becomes available. We will also have Wayne Shook of the Belmont Correctional Institute who will give a final presentation of the bee yard hives to be done by inmate, Freeze. You will like the work that has been done by Freeze, and it will make a great addition to CCF bee yard for many fairs to come.

To conclude, the evening Inspector, Phil Bartosh, will give a preliminary up-to-date inspection report for Cuyahoga County. See you at the next meeting on October 12<sup>th</sup>. Come and bring a friend.

~Denzil

As the Club is providing Coffee at our Meetings, we thank the Members who have brought pastry and candy each month. It is greatly appreciated!

# Opportunity



## Time & Location

Feb 10, 2023, 7:00 PM – Feb 11, 2023, 4:30 PM

Monroeville, 3000 Gateway Campus Blvd, Monroeville, PA 15146, USA

Featuring: Jay Hosler, Dr. David T. Peck, Dr. Thomas D. Seeley, Dr. Robyn Underwood, Karen Roccasecca, Randy McCracken, Joe Zgurzynski, Hannah Durkin, and Roxanne Swan

[Western PA Beekeeping Seminar | Bvaba \(beavervalleybees.net\)](https://www.beavervalleybees.net)

Inside this issue:

President's Message

Inspector's Corner

GCBA Happenings

Recipe

Clothes

Wax Moths

Honey

Upcoming Meetings and Events

October Membership Meeting

10/12/2022

September Board Meeting

10/19/2022

Building #25

Cuyahoga County Fair Grounds

## The Inspector's Corner

Hi everyone fall is here, weather is cooler now time to treat with formic pro or mite away strips again please follow the instructions, remember the bees in your hive right now will all be dead by December. Inspection season is winding down, ODA says I cannot do inspections when temps are under 65. Also rain and wind is a problem, I try to treat your hive as if it was mine. Remember you need between 60 to 100 pounds of stores for the winter. Sixty pounds of honey is a five gallon bucket, also if you need to feed the ration is 2 to 1. Two part sugar one part water. If you have any questions I'm a phone call away.

Thanks, Phil Bartosh 216.470.0934 216.351.6190

[sd9990@aol.com](mailto:sd9990@aol.com) Cuyahoga County Apiary Inspector



# See what happened at our last meeting.

Thank you, John Rose extraordinaire for sharing your wealth of knowledge!



# Are you on schedule?

## Mite Control Calendar for NE Ohio

April - FA if it's an over wintered hive or nuc. OA if it's a package.

May - None needed unless mite signs are noticed. (See note #6)

June - OA touchup treatment

July - None needed unless mite signs are noticed

August - FA treatment - Very important for winter survival

September - None needed unless mite signs are needed

October - FA treatment

November - None needed unless mite signs are noticed

December - OA touchup treatment

January / February - OA touchup treatment on a >40F day

### Notes:

1. FA - Formic Acid. See page #3 for instructions and tips.
2. OA - Oxalic Acid. See page #3 for instructions and tips.
3. Treatment Schedules are for the first week of every month.
4. Clean mite board before each treatment to see effectivity of treatment.
5. A single FA treatment can be substituted with 3 OA treatments, each a week apart.
6. Mite signs - Mites on bees or mites seen in drone comb

**Lorain County Beekeepers Association**

<http://www.loraincountybeekeepers.org/>



Beekeeping Ain't That Hard!

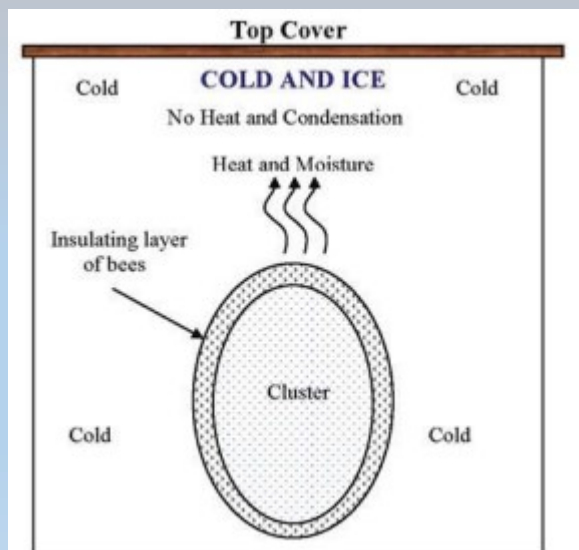


# So you think you want to be a Beekeeper Workshop



What should your winter hive look like?

H	H	H	H	H	H	H	H	H	H
o	o	o	o	o	o	o	o	o	o
n	n	n	n	n	n	n	n	n	n
e	e	e	e	e	e	e	e	e	e
y	y	y	y	y	y	y	y	y	y
H	P	E	B	B	B	B	E	P	H
o	o	o	o	o	o	o	o	o	o
n	n	n	n	n	n	n	n	n	n
e	e	e	e	e	e	e	e	e	e
y	y	y	y	y	y	y	y	y	y



Mr. Freeman Winters his bees in SW Arkansas. Visit his website [www.freemanbeetletrap.com](http://www.freemanbeetletrap.com) for information on his product.

## How to decrease the risk of dysentery?

No liquid feed should be fed to the honey bees during cold temperatures, as this will lead to dysentery and increased colony losses. Care should also be taken to ensure that colonies do not store too much honey in their brood nest. Honey bees need to have open drawn comb in the brood nest so they can cluster properly. Honey bees will freeze to death if the combs are full of honey and there is no room for the bees to cluster.

Dysentery may also be reduced through the use of a screen bottom board. When bees are forced to defecate within the hive, due to unusually long winter confinement, their excrement will drop through the screen and the bees will not be forced to crawl through it. Honey bees that are able to remain clean and dry will normally develop less dysentery.

When selecting an apiary location, avoid areas where moisture laden air stratifies. Try to locate hives where the snow tends to melt first. This would tend to indicate that the area is quick to warm up, something that will benefit honey bees. The area should also be carefully examined for a winter windbreak. A good windbreak may consist of a group of trees, a building or ridge. If a natural windbreak does not exist, one should be provided by the beekeeper.

This article may be cited as "The West Virginia Apiary Act."



Fence Panel



## Dear Buzz the Beekeeper, I have a question.

There are so many feeder options! But for winter feeding what is the best way to supplement my hive?

First, I must encourage every beekeeper to accomplish any necessary winter feeding long before winter arrives, because it can be labor intensive to accomplish and expensive as well, if not accomplished in a timely manner. Winter feeding eliminates all entrance feeders of necessity because bees cannot break cluster to feed at the entrance. This leaves a few hive top type feeders with the best being those which allow the beekeeper to feed fondant and double as a moisture consumption agent as well. The hive top feeders should also use 1/2 mesh, not 1/4 mesh, the latter being too small to allow honeybees adequate mobility to feed the entire fondant surface. My suggestion is the moisture box feeder combo, with the fondant occupying the space just above the screen and the balance of the space being wood shavings to absorb excess moisture, created by the consumption of honey, which in turn creates energy, that keeps bees at the desired temperature.

Buzz The Beekeeper





# Queen Right Colonies®

Beekeeping Supplies, Package Bees, Queens, & More

**CALL US!**  
**440-647-2602**



**[queenrightcolonies.com](http://queenrightcolonies.com)**

43655 State Route 162 • Spencer, OH 44275  
440-647-2602 • [info@queenrightcolonies.com](mailto:info@queenrightcolonies.com)



# Recipe Submitted By Michelle Killin-Keith

## Apple-Honey Upside-Down Cake



### Ingredients

- Vegetable-oil cooking spray
- 1 1/2 cups unbleached all-purpose flour
- 1 1/2 teaspoons baking powder
- 1 teaspoon kosher salt (we use Diamond Crystal)
- 1 1/3 cups sugar
- 1/3 cup honey
- 2 large eggs
- 1 stick (1/2 cup) unsalted butter, melted, plus 4 tablespoons, room temperature
- 1/4 cup whole milk
- 3 firm tart apples, such as Mutsu, Winesap, or Granny Smith, peeled, cored, and cut into 1/2-inch-thick wedges

### Directions

#### ✔ Step 1

Preheat oven to 350°F. Spray a 9-inch round cake pan with oil. In a medium bowl, whisk together flour, baking powder, and salt. In another medium bowl, whisk together 2/3 cup sugar, honey, eggs, melted butter, and milk. Whisk egg mixture into flour mixture until just combined.

#### ✔ Step 2

In a small, heavy saucepan over high heat, combine remaining 2/3 cup sugar and 3 tablespoons water. Cook, swirling pan occasionally (do not stir), until mixture is deep amber, about 5 minutes. Remove from heat; stir in room-temperature butter. Immediately pour into prepared pan.

#### ✔ Step 3

Decoratively arrange layers of apples over caramel filling. Spread batter evenly over apples. Bake until top springs back when lightly touched, 45 to 55 minutes. Loosen edges with a knife. Let stand 5 minutes before inverting onto a serving plate. Serve warm or at room temperature.

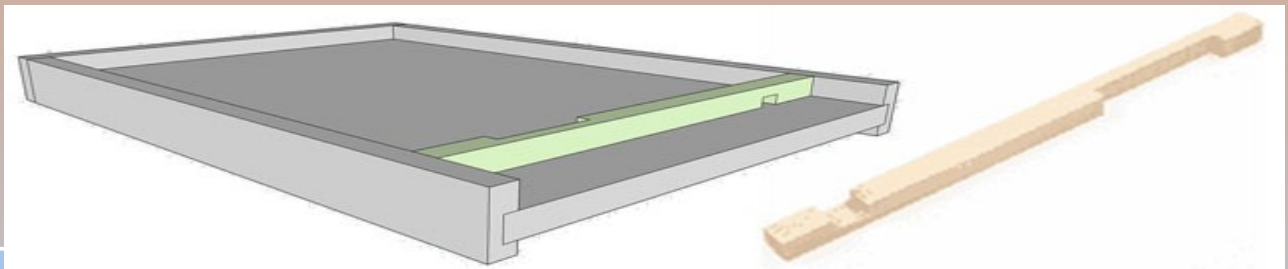
martha stewart

<https://www.marthastewart.com/1554645/apple-honey-upside-down-cake>

## Entrance Reducer for Winter Prep

An entrance reducer is typically a flat slat of wood with varying notches or two pieces of interlocking, slidable lengths of metal with numerous holes (this version is called a mouse guard). The entrance reducer is used by some backyard beekeepers to reduce the size of the beehive entrance. Although most beekeeping suppliers sell entrance reducers, a beekeeper can easily manipulate the entrance of their beehive with scrap wood or even clumps of grass and sticks.

A beekeeper may want to reduce the entrance to the beehive under two conditions: a colony of bees has become weakened, or at the onset of winter. If a hive is weakened due to disease, pests, or swarming, the honey bees may benefit from a reduced hive entrance. A smaller entrance requires fewer guard bees, allowing the bees to focus on other priorities in the hive. The reduced entrance makes it harder for other insects to enter the hive and steal honey and cause general disruption to the colony. During cold winter months, a reduced entrance may keep cold air out, helping the bees regulate the temperature inside the hive. Also, some beekeepers opt to use an entrance reducer in the winter to prevent small rodents from entering the hive, as these critters are drawn to the heat maintained by the colony throughout the chillier months.



Don't forget to get yours at the beginning of every meeting.  
Congratulations to our 50/50 Raffle Winner!!!

**WINNER: Audrey Gargas**

**Collected: \$100.00; Split \$50.00**

(she donated back to the club)





Classified Ads Any member in good standing may place an ad for bee-keeping related items for sale or trade once a quarter free of charge. This ad will not exceed 1/8th of a page in size. Additional ads will be subject to advertisement fees. Advertisement Fee Schedule: 1/8th Page: \$5 month, 1/4th Page: \$7 month, Half Page: \$10 month, Full Page \$15 Please note: Information posted is a courtesy to GCBA Members and/or a paid advertisement for business entities. GCBA does not endorse or guarantee quality or pricing. Used foundation should not be sold and will not be advertised. Used woodenware cannot be certified free of some diseases like American Foulbrood. Be very cautious when



**GCBA events held throughout the year:**

- Field Day in May
- Picnic in July
- County Fair Booth in August
- Special Event in September
- Holiday Party in December
- Live Demonstrations year round

# Thank You From All Of Us

President: Denzil St. Clair

[info@queenrightcolonies.com](mailto:info@queenrightcolonies.com)

Past President: Phil Bartosh

[sd9990@aol.com](mailto:sd9990@aol.com)

VP: Mike Stark

[mkstark@yahoo.com](mailto:mkstark@yahoo.com)

Treasurer: Brenda Theurer

[larry1724@aol.com](mailto:larry1724@aol.com)

Secretary: Shannon Warder

[shan.warder@gmail.com](mailto:shan.warder@gmail.com)

(440) 832-1776

Directors:

Laura Brown

[lb68750@gmail.com](mailto:lb68750@gmail.com)

Sarah Marie

[sarah\\_marie@hotmail.com](mailto:sarah_marie@hotmail.com)

Joe Petrek

[jpetrek3@gmail.com](mailto:jpetrek3@gmail.com)

Newsletter Editor:

Michelle Killin-Keith

[dartwoman@sbcglobal.net](mailto:dartwoman@sbcglobal.net)

Hospitality Coordinator:

Jan Petrek

[jpetrek@hotmail.com](mailto:jpetrek@hotmail.com)

Fair Committee Chair:

Tom Kennish

[tkennish@gmail.com](mailto:tkennish@gmail.com)