



# Annual Report 2024

---

JANUARY 1 – DECEMBER 31, 2024

## MISSION

McLeod Emergency Food Shelf is committed to eliminating hunger and food insecurity as well as improving the health and well-being of our community through equitable access to healthy and nutritious foods, community education, and advocacy.

## VISION

We envision a community where everyone has access to good quality nutritious food, understands the consequences of hunger and poor nutrition, and is committed to creating a stronger, healthier community.

We also recognize the dignity of all people and believe food is an essential need.

## GUIDING PRINCIPLES

We are responsible and accountable to the respectful, effective, and efficient avenues of food procurement and distribution.

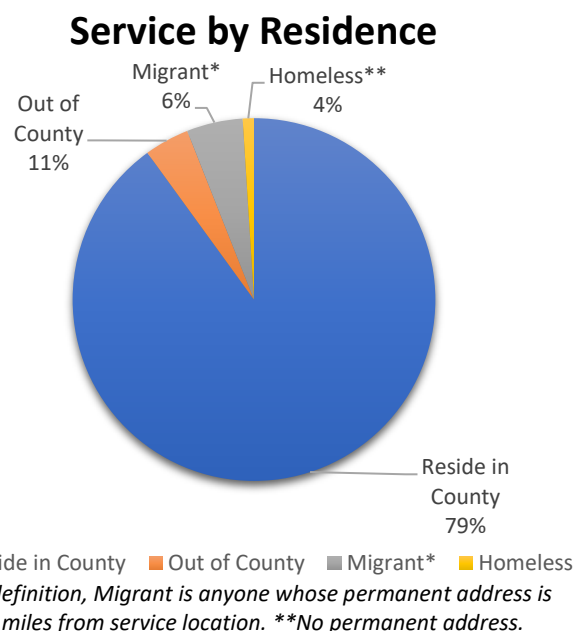
We incorporate a dignified and client-centered model where nutrition, health, and education opportunities are shared.

We believe innovation and community collaboration is essential to support initiatives and meet challenges.

## SERVICE AREA

McLeod Emergency Food Shelf (MFS) serves the general McLeod County area which includes the primary cities of Glencoe, Hutchinson, Brownton, Stewart, Silver Lake, Lester Prairie, Winsted, and Plato.

In accordance with The Emergency Food Assistance Program (TEFAP) requirement, any individual requesting support and physically present, or represented by proxy, at either distribution site or mobile location, shall be served.



\*Numbers reflect a 15 day data discrepancy

# LEADERSHIP

## 2024 Board of Directors

Larry Maiers, President  
Peter Hallberg, Vice President  
Jeff Albers, Treasurer  
Lloyd Graupmann, Secretary  
Marilyn Dunbar  
Melissa Sanchez

Jerilyn Shearer  
Douglas Brooks  
Ryan Hansch  
Michaela Otto  
Brian Baysinger

## 2024 Staff

Carrie Opheim, Executive Director & Glencoe Site Manager  
Corinna Orlicki-Klima, Hutchinson Site Manager  
Shelly Cardinal, Glencoe Site Assistant  
Tiffany Waller, Hutchinson Site Assistant  
Ryan Toups, Site Assistant Float  
Bruce Kahloff, MOP Program Manager (Resigned 12/10/2024)  
Catherine Kraemer, MOP Program Manager  
Katie Kraemer, MOP Temporary Helper (Hired 12/5/2024)

## 202 Volunteer Support

The mission and work of MFS wouldn't be possible without the selfless commitment of volunteers. According to the Independent Sector, the 2024 value of volunteer service per hour was \$34.79 totaling more than \$394,553.39 worth of service. MFS volunteers are essential to client support, food logistics, food rescue, and special events and projects.

**73**  
Regularly scheduled  
volunteers



**11,341**  
Documented hours of service

MFS is also host to various short-term project volunteers for school, employee engagement, and church service hours as well as community service and Sentence-to-Serve volunteers. Both on-site locations also partner with Central Minnesota Jobs & Training as employment experience stations. Nearly one-quarter of the years volunteer service fits within these categories.

# PROGRAM DESCRIPTION & OBJECTIVES

\*Numbers reflect a 15 day data discrepancy

## On-Site Client-Choice Grocery Distribution in Glencoe & Hutchinson

The primary program function of MFS is to provide a variety of well-balanced food options – at no charge! The variety of foods available are in accordance with SuperShelf standards and are supported through robust food rescue partnerships with local grocers. In 2024, each household was welcome once per calendar month for full grocery access as well as additional weekly, fresh produce-only distributions.

## Mobile Outreach Program - Driving Away Hunger (MOP)

MOP provides the same quality and service as the On-Site Client Choice Distribution program while addressing transportation and mobility issues by bringing stocked shelves and coolers to designated locations throughout McLeod County. Cities served in 2024 included Hutchinson, Winsted, Lester Prairie, Silver Lake, Plato, Brownton, and Stewart. MOP parked at designated locations twice each month offering groceries and fresh produce much like the on-site SuperShelf model. During the cold-weather months (November-April) a pre-order/pre-pack shopping model replaces shopping the bus.

## Seneca Migrant Housing Service\*\*

MFS partners with Seneca Foods each May through November to provide a client choice experience for individuals living in Seneca seasonal housing. This longstanding partnership provides food support for migrant workers as they adjust to the community and prepare for the harvest.

*\*\*Migrant individuals living in independent housing within McLeod County are included in the On-site Grocery Distribution totals.*

## Nutrition Assistance Program for Senior (NAPS)\*\*

NAPS Distribution Site (Glencoe Site only). *NAPS boxes are distributed Wednesdays following the 1st Tuesday of every month.* Commodity Food Supplemental Program (CFSP) Authorized program for persons age 60+ who meet income requirements. All program requirements must be met to receive a box.

*\*\*NAPS boxes are not included in budgeted income or expenses as MFS serves only as a distribution site for this program. Pounds/meals through this program are not totaled by MFS.*



Hutchinson Distribution Site



Glencoe Distribution Site

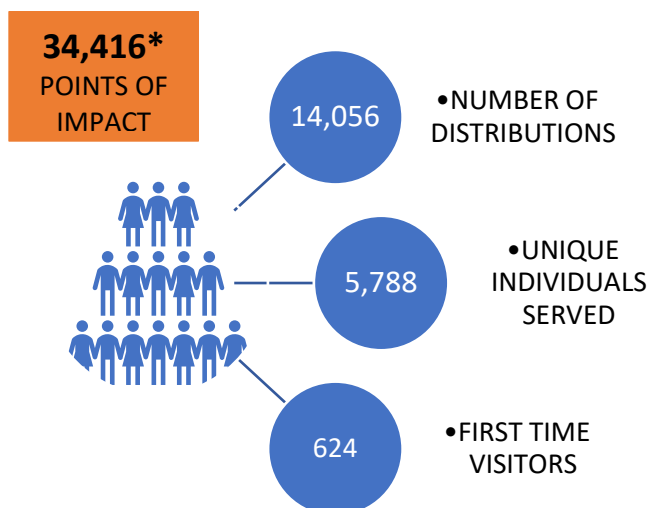


Mobile Outreach Vehicle

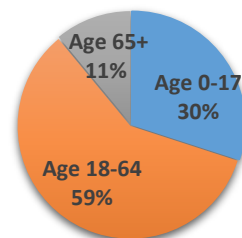
## 2024 DISTRIBUTION SUMMARY & STATISTICS

\*Numbers reflect a 15 day data discrepancy

- In total, 682,106\* pounds were distributed throughout 2024, providing ingredients and prepared foods for 499,396\* meals.
- 34,416\* points of impact (duplicated individuals) were recorded in 14,056 food distributions. Both metrics indicate a 3% increase over 2023.
- 5,788\* distinct individuals (unduplicated individuals) were served. 3,387\* individuals served were between the ages of 18-64. 1,762\* individuals served were children and 639\* individuals were over age 65. Usage by age increased an average of 24% in each group over 2023.
- MFS provided an average of 6 days of food per person per distribution (1.3 lbs/meal).
- Shoppers indicated low-income and accessing weekly produce pick-ups as the top two reasons for utilizing service.



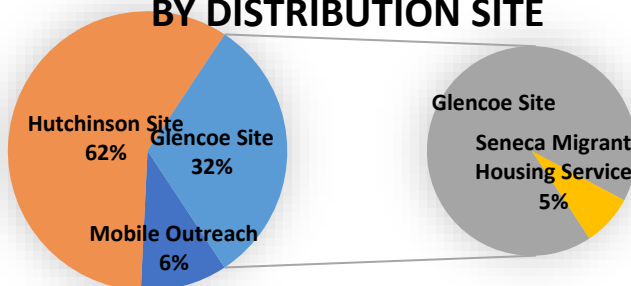
**Service by Age**



**TOP 2 DISTRIBUTION REASONS**

Low income  
Produce-only pick-up

**MEALS PROVIDED  
BY DISTRIBUTION SITE**



**499,396 Meals\***  
**provided!**

\*(1.3 lbs = 1 meal)

**649,215\* LBS  
DISTRIBUTED**

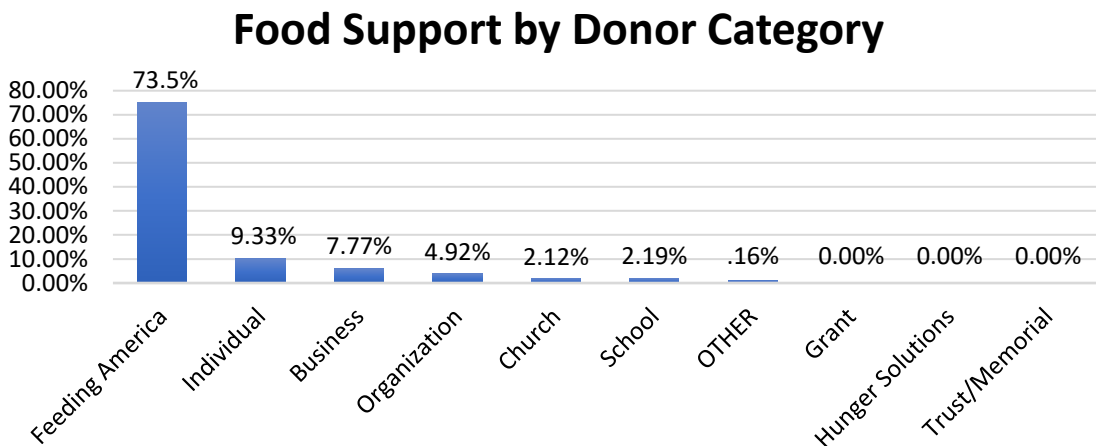
## 2024 DONATION SUMMARY

In partnership with the Feeding America Food Rescue Program eight (8) community grocers across the county coordinate with MFS. This coordination supported a robust food rescue

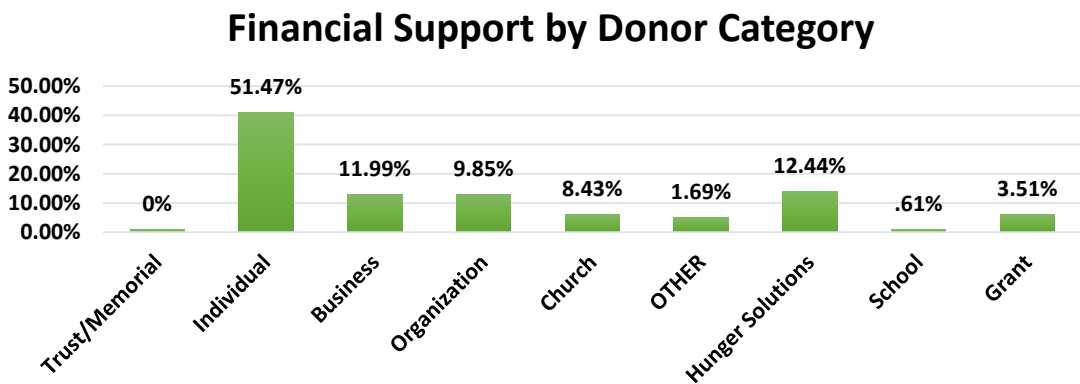
\*Numbers reflect a 15 day data discrepancy

program where more than 480,000 pounds of food were gleaned through by grocery staff, transported to MFS distribution sites, and safely entered the MFS food stream for re-distribution. In 2024, 74% of food donated to MFS was a direct result of these rescue efforts.

Without the daily support of grocery store staff and MFS volunteer drivers, the food rescue program would not exist, and fresh and varied options found on MFS shelves would be extremely limited. MFS Food Rescue partners include:



The generous financial contributions from individuals, businesses, organizations, churches, schools, as well as grant funds through Hunger Solutions and Second Harvest Heartland (SHH) allowed food purchases and operational expenses to be made. Additional grant monies totaling \$10,481.61 funded by the Emergency Food and Shelter program, Glencoe Light and Power Commission, Open Your Heart to Hunger and Homelessness Summer Cash Campaign and a unrestricted General Operating Grant which allowed for purchase of food and migrant shopping signage & distribution supplies.



## 2024 OUTSTANDING OUTCOMES & SIGNIFICANT EVENTS SUMMARY

\*Numbers reflect a 15 day data discrepancy

McLeod Emergency Food Shelf (MFS) remained committed throughout 2024 **to work toward the elimination of hunger and food insecurity as well as the improvement of health and well-being of our community through equitable access, community education, and advocacy.**

The Glencoe & Hutchinson distributions sites retained both in-person and curbside pick-up service options. Produce-only visits remained a popular option for the weeks in-between. An average of 1,051\* distributions occurred between the two store fronts each month.

Mobile Outreach – Driving Away Hunger, established in 2020, continued to provide food access across McLeod County with monthly visits (2x’s/mo. May-November) at seven designated locations. An average of 103 distributions occurred each month from our Mobile Outreach Program.

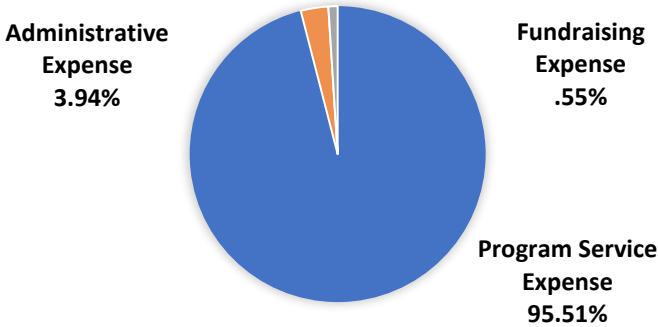
MFS transitioned to the Heartland Hub ordering and reporting platform in 2022 with the assistance of Second Harvest Heartland (SHH). This transition paved the way for in-house reconfiguration of data as separate distribution site statistics are now required by SHH. Food rescue statistics are not included in the separation and one set of food rescue data is reported across the organization. This model continued with success in 2024.

One site manager and site assistant, at both the Glencoe & Hutchinson Sites, as well as two Mobile Outreach managers and an on-call floater comprise the MFS staff roster. One staff resignation and one new temporary hire was recorded in 2024.

**FUNCTIONAL EXPENSE ALLOCATION**

MFS maintains an esteemed stewardship of donations, documenting expense allocations at the following rates: 95.51% Program Service, 3.94% for Administrative Expense, and .55% for Fundraising Expenses.

**FUNCTIONAL EXPENSE ALLOCATION**



\*Numbers reflect a 15 day data discrepancy

**2024 FINANCIAL**

Reference attached Financial Statement with Accountant’s Compilation Report; prepared by  
SLS, INC., Certified Public Accountants

\*Numbers reflect a 15 day data discrepancy