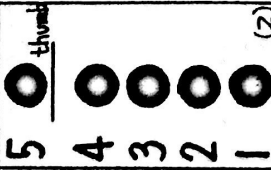
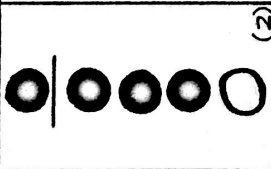
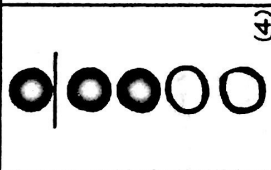
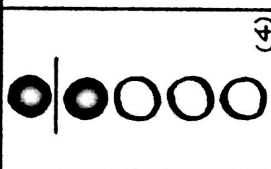
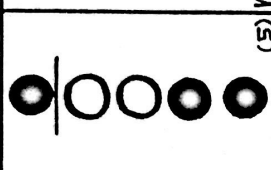
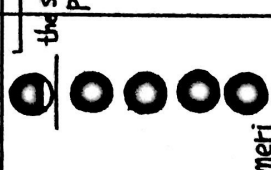




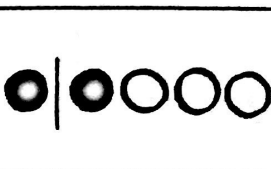

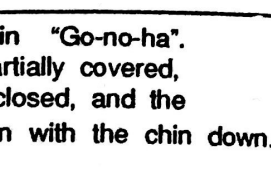



BASIC FINGERING CHART

A system of syllables is used to designate different fingerings.
Approximate western-style pitch equivalent.

Romanization	Ro	Tsu	Re	Chi	Hi	Ha	Go-no-hi or I
Japanese syllable	ロ	ツ	レ	チ	ヒ	ハ	ゴノヒ or イ
Shakuhachi fingering	 5 ^{thumb} 4 3 2 1	 (2)	 (4)	 (4)	 (5) IneHi	 the same Pitch	 (5)
甲 Kan: High Octave	○	○	○	○	○	○	○
乙 Otsu: Low Octave	○	○	○	○	○	○	○
Romanization	Ro	Tsu	Re	Chi	Hi	Ha	Go-no-hi or I
Japanese syllable	ロ	ツ	レ	チ	ヒ	ハ	ゴノヒ or イ
Shakuhachi fingering	 5 ^{thumb} 4 3 2 1						

Note: Ha is also written in "Go-no-ha".
The fifth hole is partially covered,
the others are all closed, and the
shakuhachi is blown with the chin down.

