

# Meet the Teams


“Building a boat is something very special and this is a great way of bringing people together to do something for the community and themselves.”



## “Black Neb Vixen”

Kircubbin


1. Fitting the rudder - skills transferred across generations
2. Members of the Ulster rugby team help launch the boat with the boat build team on board
3. Black Neb Vixen is shown her town
4. Turning the boat
5. Applying the name
6. PSNI test their rowing skills



## “Ardglass Lass”

Ardglass

1. We have the plans, the tools and the people!
2. A rowing team in the making
3. The wider team
4. A great turnout for the Launch
5. The boat turn - half way there
6. The core boat build team



## “Skart”

Killyleagh


1. The build team
2. The core build team at the Launch
3. Glueing the planks - clinker style
4. Shaping the hog
5. Working with the tools of the trade
6. First time on the water



## “Ramharry”

Donaghadee

1. Planing the stem
2. Donaghadee boat turn
3. Keeping it straight using string
4. Removing the mould
5. Turning the boat
6. How to make an oar



## “Strangfjorðr”

Strangford


1. Busy in the workshop
2. Precision work
3. Strangford boat turn
4. Part of the core build team
5. Sanding
6. Shaping the stem on the jig



## “Danny Buoy”

Dundrum

1. Preparing a scarf joint to form long planks
2. Lots of clamps
3. Danny Buoy takes shape
4. Shaping and smoothing
5. The first planks in place
6. Getting stuck in!



## “Wave of Friendship”

Ballywalter

1. Clamping the stem on the jig
2. Shaping the stem
3. Ballywalter boat build shed with moulds
4. Scarf joint
5. The boat build team
6. The build shed



Portavogie

1. Boat builders Willfie Taylor and John Murray check out the delivery of marine ply
2. Cutting out the marine ply
3. Wooden clamps