

PAID INVOICES ANALYSIS

January 2026, February 2026, March 2026, April 2026 · Exported May 17, 2026

Fort Smith, Arkansas — City Paid Invoices

Periods: **January 2026, February 2026, March 2026, April 2026** · Exported: May 17, 2026 · 984 vendors · Grand total: **\$35,732,142.04**

OVERVIEW

JANUARY 2026

FEBRUARY 2026

MARCH 2026

APRIL 2026

MONTHS

4

January 2026, February 2026, March 2026, April 2026

COMBINED TOTAL

\$35,732,142.04

4

OPERATING

\$25,200,963.49

9

INVESTMENTS

\$10,531,178.55

5

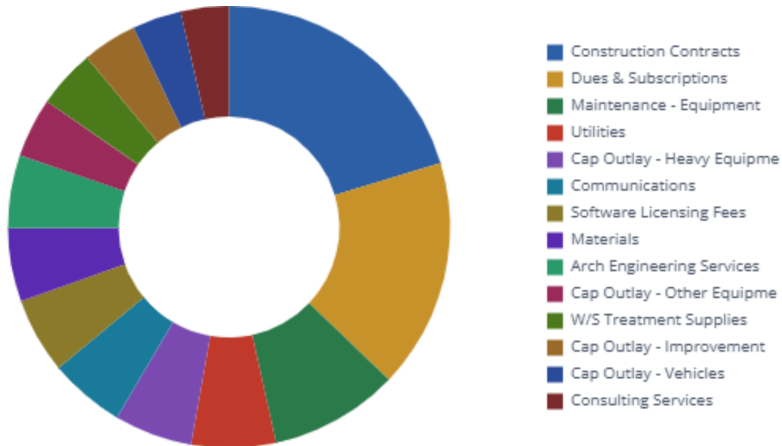
UNIQUE VENDORS

984

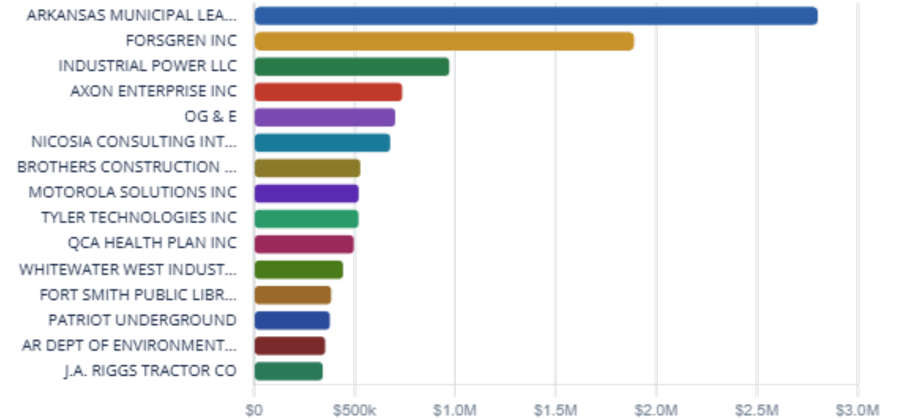
TOP VENDOR

BANK OZK
\$10,449,870.06

SPENDING BY CATEGORY — OPERATING



TOP 15 VENDORS — OPERATING



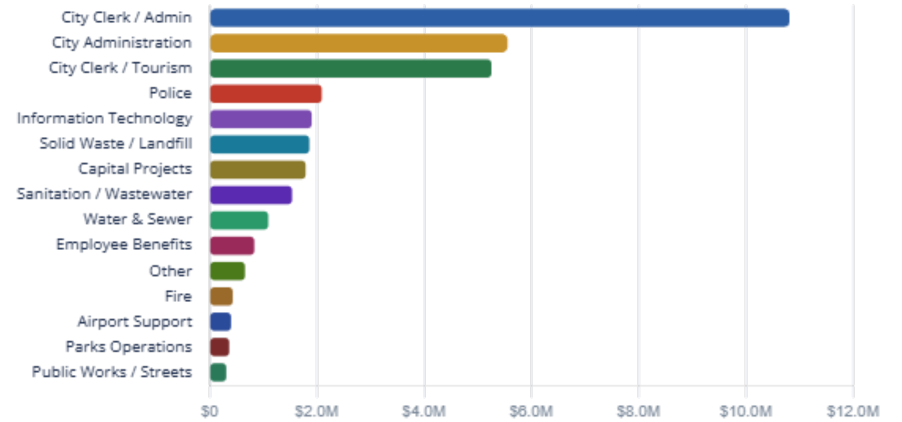
MONTHLY SPENDING (ALL VENDORS)

Jan	\$8,572,278.59	\$8,572,278.59
Feb	\$11,835,887.92	\$11,835,887.92
Mar	\$7,374,122.56	\$7,374,122.56
Apr	\$7,949,852.97	\$7,949,852.97

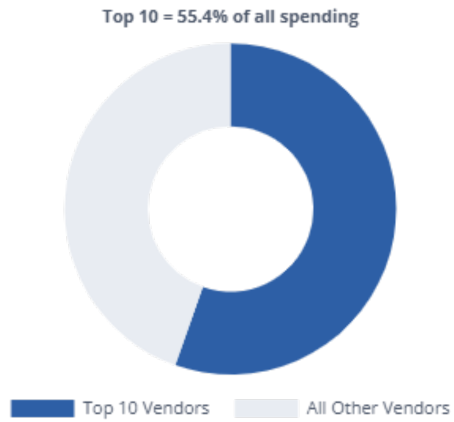
RUNNING YEAR-TO-DATE TOTAL



SPENDING BY DEPARTMENT



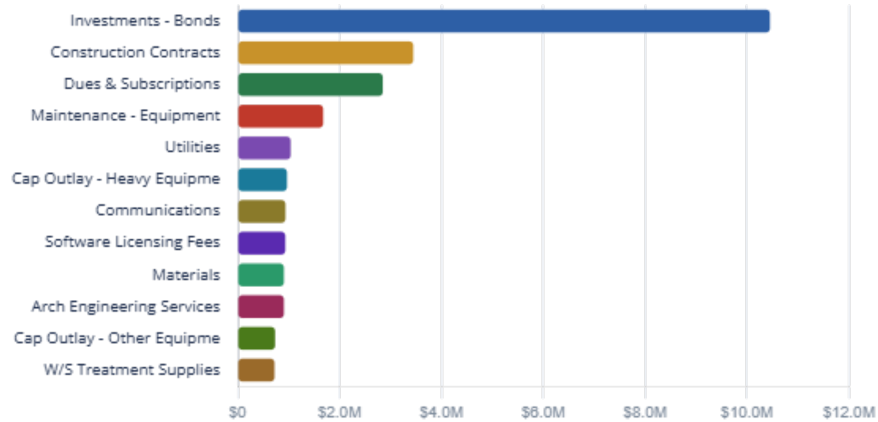
VENDOR CONCENTRATION (TOP 10 VS REST)



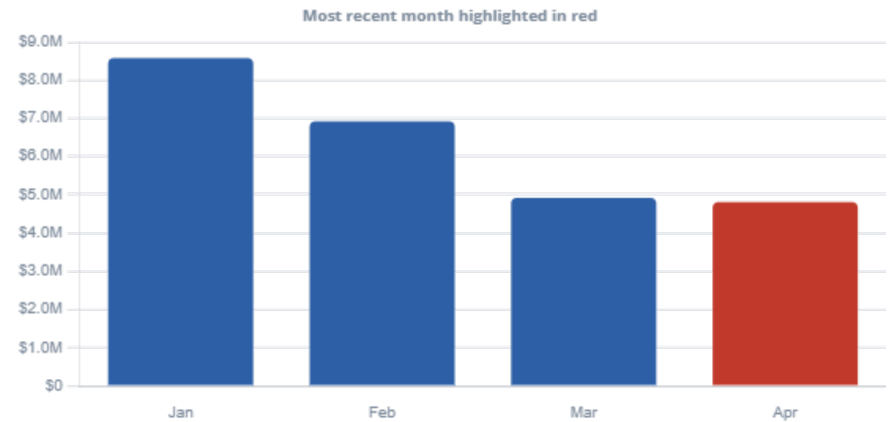
NEW VS. RECURRING VENDORS BY MONTH



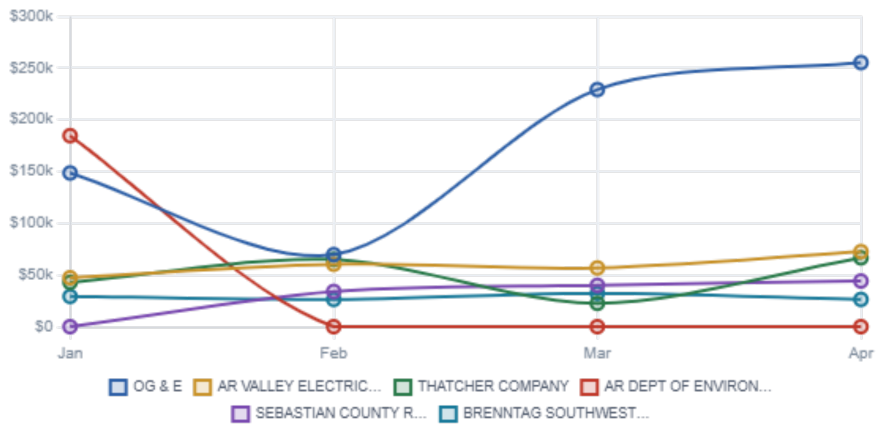
SPENDING BY ACCOUNT TYPE



CHECK RUN TIMELINE

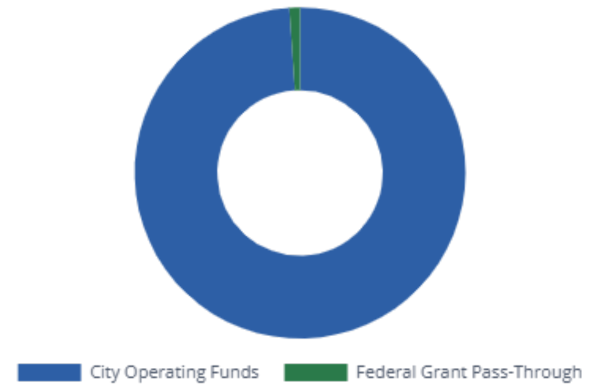


UTILITY COSTS BY MONTH



CITY FUNDS VS. FEDERAL PASS-THROUGH

Federal grants: 1.0% of total spending



⚠️ LARGE PAYMENTS ≥ \$100,000

VENDOR	CATEGORY	MONTH	AMOUNT
INDUSTRIAL POWER LLC	Cap Outlay - Heavy Equipme	January 2026	\$970,953.20
FORSGREN INC	Construction Contracts	January 2026	\$792,590.19
AXON ENTERPRISE INC	Cap Outlay - Other Equipme	January 2026	\$736,881.59
WHITewater WEST INDUSTRIES LTD	Parrot Island Water Park	January 2026	\$442,596.76
MOTOROLA SOLUTIONS INC	Communications	January 2026	\$375,401.65
PATRIOT UNDERGROUND	Construction Contracts	January 2026	\$350,951.25
CENTRAL STATES BUS SALES INC	Cap Outlay - Vehicles	January 2026	\$323,166.00
FORT SMITH REGIONAL AIRPORT	Non-Departmental Program E	January 2026	\$311,207.16
MAHG ARCHITECTURE INC	Program Expense	January 2026	\$198,101.47
AR DEPT OF ENVIRONMENTAL QUALITY	Landfill Fees	January 2026	\$184,534.90
VORTEX LINING SYSTEMS, LLC	Construction Contracts	January 2026	\$165,555.80

VENDOR	CATEGORY	MONTH	AMOUNT
ALL SERVICE ELECTRIC INC.	Construction Contracts	January 2026	\$153,696.83
OG & E	Utilities	January 2026	\$148,487.81
ARKANSAS MUNICIPAL LEAGUE	Dues & Subscriptions	January 2026	\$141,775.78
HENARD UTILITY PRODUCTS	Maintenance - Equipment	January 2026	\$139,224.88
BURNS & MCDONNELL	Arch Engineering Services	January 2026	\$126,214.50
FORT SMITH PUBLIC LIBRARY	FS Public Library Tax Allo	January 2026	\$124,096.80
WESTERN AR PLANNING AND	Frontier MPO	January 2026	\$101,818.98
ARKANSAS MUNICIPAL LEAGUE	Prepaid Other	February 2026	\$2,650,829.29
FORSGREN INC	Construction Contracts	February 2026	\$543,719.61
NICOSIA CONSULTING INTERNATIONAL	Cap Outlay - Improvement	February 2026	\$359,552.68
QCA HEALTH PLAN INC	Consulting Services	February 2026	\$163,925.18
FORT SMITH PUBLIC LIBRARY	FS Public Library Tax All	February 2026	\$142,997.29
HENARD UTILITY PRODUCTS	Small Equipment	February 2026	\$132,044.69
SEBASTIAN COUNTY	Condemnation Deposits	February 2026	\$119,174.35
TYLER TECHNOLOGIES INC	Software Licensing Fees	March 2026	\$513,351.06
BROTHERS CONSTRUCTION INC	Construction Contracts	March 2026	\$453,756.65
FORSGREN INC	Construction Contracts	March 2026	\$436,479.19
OG & E	Utilities	March 2026	\$229,073.81
NICOSIA CONSULTING INTERNATIONAL	Cap Outlay - Improvement	March 2026	\$219,135.67
J.A. RIGGS TRACTOR CO	Maintenance - Equipment	March 2026	\$212,669.12
QCA HEALTH PLAN INC	Consulting Services	March 2026	\$165,927.92
FORT SMITH EMERGENCY MEDICAL SERVICES CORP	Other Current Expenses	March 2026	\$125,000.00

VENDOR	CATEGORY	MONTH	AMOUNT
OG & E	Utilities	April 2026	\$255,161.71
SUPERIOR AUTOMOTIVE GROUP	Cap Outlay - Vehicles	April 2026	\$191,123.11
AR DEPT OF ENVIRONMENTAL QUALITY	Taxes Licenses Permits	April 2026	\$169,499.90
QCA HEALTH PLAN INC	Consulting Services	April 2026	\$166,317.80
LANDSCAPE STRUCTURES INC	Construction Contracts	April 2026	\$156,844.66
FORSGREN INC	Construction Contracts	April 2026	\$117,566.59
FORT SMITH PUBLIC LIBRARY	FS Public Library Tax All	April 2026	\$116,571.32
WESTERN MILLWRIGHT COMMERCIAL CONST	Federal Grant Programs	April 2026	\$108,062.50
MOTOROLA SOLUTIONS INC	Program Expense	April 2026	\$100,006.14

INVESTMENTS & CAPITAL 6 vendors · total: \$10,531,178.55

#	VENDOR	CATEGORY	AMOUNT	MONTHLY	% TOTAL
1	<u>BANK OZK</u>	Investments - Bonds	\$10,449,870.06	avg \$3,357,585.85/mo	99.23%
2	<u>OW INVESTORS LLC</u>	Maintenance - Equipment	\$73,476.20	avg \$37,738.10/mo	0.70%
3	<u>FIRST GENERATION INVESTMENT PROPERTIES LLC</u>	Project Right of Way	\$3,611.00	avg \$3,611.00/mo	0.03%
4	<u>AR POLYGRAPH AND INVESTIGATIVE ASSOC LL</u>	Examinations - Civil Serv	\$2,925.00	avg \$2,925.00/mo	0.03%
5	<u>INVESTORS PROPERTY MANAGEMENT</u>	A/R - Water	\$793.22	avg \$793.22/mo	0.01%
6	<u>ASAP INVESTMENT PROPERTIES</u>	A/R - Water	\$503.07	avg \$503.07/mo	0.00%

ALL VENDORS (OPERATING) 978 vendors · total: \$25,200,963.49

#	VENDOR	CATEGORY	AMOUNT	MONTHLY	% TOTAL
1	ARKANSAS MUNICIPAL LEAGUE	Dues & Subscriptions	\$2,803,842.22	avg \$934,614.07/mo	11.13%
2	FORSGREN INC	Construction Contracts	\$1,890,630.48	avg \$477,994.77/mo	7.50%
3	INDUSTRIAL POWER LLC	Cap Outlay - Heavy Equipme	\$970,953.20	avg \$970,953.20/mo	3.85%
4	AXON ENTERPRISE INC	Cap Outlay - Other Equipme	\$736,881.59	avg \$736,881.59/mo	2.92%
5	OG & E	Utilities	\$702,319.84	avg \$335,941.10/mo	2.79%
6	NICOSIA CONSULTING INTERNATIONAL	Cap Outlay - Improvement	\$677,263.94	avg \$225,754.65/mo	2.69%
7	BROTHERS CONSTRUCTION INC	Construction Contracts	\$528,489.87	avg \$264,244.93/mo	2.10%
8	MOTOROLA SOLUTIONS INC	Communications	\$520,532.06	avg \$200,438.60/mo	2.07%
9	TYLER TECHNOLOGIES INC	Misc - Unanticipated	\$519,734.91	avg \$259,867.45/mo	2.06%
10	QCA HEALTH PLAN INC	Consulting Services	\$496,170.90	avg \$219,873.77/mo	1.97%
11	WHITEWATER WEST INDUSTRIES LTD	Parrot Island Water Park	\$442,596.76	avg \$442,596.76/mo	1.76%
12	FORT SMITH PUBLIC LIBRARY	FS Public Library Tax Allo	\$383,665.41	avg \$165,419.05/mo	1.52%
13	PATRIOT UNDERGROUND	Construction Contracts	\$377,118.53	avg \$188,559.27/mo	1.50%
14	AR DEPT OF ENVIRONMENTAL QUALITY	Landfill Fees	\$354,034.80	avg \$179,767.40/mo	1.40%
15	J.A. RIGGS TRACTOR CO	Maintenance - Equipment	\$342,169.34	avg \$151,737.89/mo	1.36%
16	CENTRAL STATES BUS SALES INC	Cap Outlay - Vehicles	\$323,166.00	avg \$323,166.00/mo	1.28%
17	FORT SMITH REGIONAL AIRPORT	Non-Departmental Program E	\$311,207.16	avg \$328,036.80/mo	1.23%
18	HENARD UTILITY PRODUCTS	Maintenance - Equipment	\$308,373.36	avg \$107,490.43/mo	1.22%
19	SEBASTIAN COUNTY	Condemnation Deposits	\$285,575.75	avg \$87,487.45/mo	1.13%
20	KITTIES & KANINES SHELTER INC	Other Current Expenses	\$280,671.04	avg \$86,496.83/mo	1.11%
21	BURNS & MCDONNELL	Arch Engineering Services	\$280,127.00	avg \$113,073.53/mo	1.11%
22	FROST OIL COMPANY INC	Fuel & Lubricant	\$263,892.34	avg \$149,210.32/mo	1.05%

#	VENDOR	CATEGORY	AMOUNT	MONTHLY	% TOTAL
23	COX COMMUNICATIONS INC	Communications	\$247,812.92	avg \$66,121.60/mo 	0.98%
24	AR VALLEY ELECTRIC COOP CORP	Utilities	\$236,824.30	avg \$75,679.98/mo 	0.94%
25	BRIXEY ENGINEERING AND LAND	Arch Engineering Services	\$216,130.00	avg \$54,322.50/mo 	0.86%
26	DELTA DENTAL PLAN OF ARKANSAS INC	Dental Claims	\$215,797.70	avg \$54,832.72/mo 	0.86%
27	MAHG ARCHITECTURE INC	Program Expense	\$211,101.47	avg \$122,281.21/mo 	0.84%
28	THATCHER COMPANY	W/S Treatment Supplies	\$196,778.70	avg \$76,190.25/mo 	0.78%
29	SUPERIOR AUTOMOTIVE GROUP	Cap Outlay - Vehicles	\$191,123.11	avg \$191,123.11/mo 	0.76%
30	VORTEX LINING SYSTEMS, LLC	Construction Contracts	\$165,555.80	avg \$165,555.80/mo 	0.66%
31	SEBASTIAN COUNTY REGIONAL SOLID	Taxes Licenses Permits	\$160,048.48	avg \$40,012.12/mo 	0.64%
32	LANDSCAPE STRUCTURES INC	Construction Contracts	\$156,844.66	avg \$156,844.66/mo 	0.62%
33	MUTUAL OF OMAHA INSURANCE COMPANY	EE Basic Life Insurance	\$156,228.47	avg \$69,431.57/mo 	0.62%
34	APAC CENTRAL INC	Materials	\$155,040.75	avg \$87,863.95/mo 	0.62%
35	ALL SERVICE ELECTRIC INC.	Construction Contracts	\$153,696.83	avg \$153,696.83/mo 	0.61%
36	DELL MARKETING LP	PC Replacements	\$146,151.21	avg \$58,549.91/mo 	0.58%
37	AT&T MOBILITY	Communications	\$145,889.76	avg \$36,988.11/mo 	0.58%
38	GRANICUS	Software Licensing Fees	\$138,952.69	avg \$51,225.98/mo 	0.55%
39	HAWKINS WEIR ENGINEERS INC	Arch Engineering Services	\$126,492.89	avg \$45,999.47/mo 	0.50%
40	FORT SMITH EMERGENCY MEDICAL SERVICES CORP	Other Current Expenses	\$125,000.00	avg \$125,000.00/mo 	0.50%
41	DAILY & WOODS PLLC	Legal Services	\$124,700.87	avg \$38,811.63/mo 	0.49%
42	CONSOLIDATED PIPE & SUPPLY CO INC	Materials	\$122,746.61	avg \$49,154.06/mo 	0.49%
43	WINWATER FORT SMITH	Inventory - Purchase	\$118,978.79	avg \$60,228.19/mo 	0.47%
44	BRENNTAG SOUTHWEST INC	W/S Treatment Supplies	\$114,036.00	avg \$30,864.41/mo 	0.45%
45	MARCK RECYCLING	Outside Services	\$113,982.45	avg \$28,495.61/mo 	0.45%

#	VENDOR	CATEGORY	AMOUNT	MONTHLY	% TOTAL
46	<u>SCS ENGINEERS</u>	Outside Services	\$112,893.47	avg \$28,823.37/mo	0.45%
47	<u>EMERY SAPP & SONS</u>	Materials	\$109,787.16	avg \$28,814.55/mo	0.44%
48	<u>WESTERN MILLWRIGHT COMMERCIAL CONST</u>	Federal Grant Programs	\$108,062.50	avg \$108,062.50/mo	0.43%
49	<u>THE ROOSEVELT GROUP</u>	Program Expense	\$105,000.00	avg \$29,375.00/mo	0.42%
50	<u>WESTERN AR PLANNING AND</u>	Frontier MPO	\$103,168.98	avg \$34,389.66/mo	0.41%
51	<u>ENVIRO TECH CHEMICAL SERVICES INC</u>	W/S Treatment Supplies	\$101,546.55	avg \$38,476.50/mo	0.40%
52	<u>CEDARCHEM LLC</u>	W/S Treatment Supplies	\$100,728.11	avg \$44,861.17/mo	0.40%
53	<u>HUMBARD CONTRACTING INC</u>	Construction Contracts	\$97,594.44	avg \$97,594.44/mo	0.39%
54	<u>AR OK GAS CORP</u>	Utilities	\$94,249.14	avg \$50,572.71/mo	0.37%
55	<u>BARLING WATER DEPT</u>	Residential Sewer Volume	\$92,649.24	avg \$23,162.31/mo	0.37%
56	<u>FERGUSON ENTERPRISES INC</u>	Inventory - Purchase	\$91,675.78	avg \$24,539.98/mo	0.36%
57	<u>E-BUILDER INC.</u>	Software Licensing Fees	\$90,495.41	avg \$90,495.41/mo	0.36%
58	<u>CITY OF FORT SMITH</u>	Misc/ Bankruptcy	\$87,911.18	avg \$22,607.58/mo	0.35%
59	<u>MICKLE GRIFFIN LLC</u>	Arch Engineering Services	\$85,443.00	avg \$41,407.00/mo	0.34%
60	<u>AT&T</u>	Computer Equip/Software M	\$83,170.18	avg \$112,985.56/mo	0.33%
61	<u>FORT CHAFFEE REDEVELOPMENT AUTHORITY</u>	FCRA - Umarex	\$74,878.92	avg \$74,878.92/mo	0.30%
62	<u>WASTEQUIP MFG LLC</u>	Cap Outlay - Rear Load Co	\$72,945.76	avg \$132,774.42/mo	0.29%
63	<u>TRITECH SOFTWARE SYSTEMS</u>	Software Licensing Fees	\$71,058.13	avg \$71,058.13/mo	0.28%
64	<u>ELITE BUILDING SOLUTIONS</u>	Maintenance - Buildings	\$70,424.81	avg \$35,212.40/mo	0.28%
65	<u>CDK ENTERPRISES</u>	Materials	\$68,500.00	avg \$34,662.50/mo	0.27%
66	<u>HEARTLAND BUSINESS SYSTEMS, LLC</u>	Small Equipment	\$66,760.40	avg \$31,581.02/mo	0.26%
67	<u>CRAM-A LOT</u>	Containers	\$65,909.80	avg \$32,954.90/mo	0.26%
68	<u>RDG PLANNING & DESIGN INC</u>	Arch Engineering Services	\$65,908.94	avg \$50,476.74/mo	0.26%

#	VENDOR	CATEGORY	AMOUNT	MONTHLY	% TOTAL
69	<u>FLOCK SAFETY</u>	Rental Op Lease - Equipmen	\$65,500.00	avg \$65,500.00/mo	0.26%
70	<u>CELLEBRITE INC</u>	Software Licensing Fees	\$65,436.45	avg \$65,436.45/mo	0.26%
71	<u>SOFTWARE HOUSE INTERNATIONAL INC</u>	Software Licensing Fees	\$64,482.48	avg \$64,482.48/mo	0.26%
72	<u>VAN HORN CONSTRUCTION INC</u>	Construction Contracts	\$64,163.97	avg \$64,163.97/mo	0.25%
73	<u>DATA FORMS INC</u>	Advertising & Printing	\$62,694.06	avg \$32,641.66/mo	0.25%
74	<u>IMAGE TREND LLC</u>	Software Licensing Fees	\$62,674.00	avg \$62,674.00/mo	0.25%
75	<u>CONSOLIDATED TRAFFIC CONTROLS INC</u>	Materials	\$62,284.00	avg \$62,284.00/mo	0.25%
76	<u>HALFF ASSOCIATES, INC.</u>	Arch Engineering Services	\$58,842.50	avg \$17,631.56/mo	0.23%
77	<u>TONY'S TIRE SERVICE INC</u>	Maintenance - Equipment	\$57,816.31	avg \$32,227.33/mo	0.23%
78	<u>GULF STATES DISTRIBUTORS</u>	Small Equipment	\$56,896.21	avg \$30,302.35/mo	0.23%
79	<u>MAIN STREET FORT SMITH</u>	Advertising & Printing	\$56,582.00	avg \$14,744.00/mo	0.22%
80	<u>STEM BROTHERS TRACTOR WORK INC</u>	Outside Services	\$56,000.00	avg \$18,666.67/mo	0.22%
81	<u>RIVERBIKE OF FORT SMITH LLC</u>	Cap Outlay - Vehicles	\$56,000.00	avg \$56,000.00/mo	0.22%
82	<u>HUG CHEVROLET BUICK GMC</u>	Small Equipment	\$55,035.13	avg \$27,517.56/mo	0.22%
83	<u>USALCO LLC</u>	W/S Treatment Supplies	\$53,692.80	avg \$29,741.44/mo	0.21%
84	<u>GRM USA INC</u>	Software Licensing Fees	\$53,057.55	avg \$53,057.55/mo	0.21%
85	<u>SRCA INC SOCIAL SERVICES</u>	Federal Grant Programs	\$52,752.38	avg \$29,137.81/mo	0.21%
86	<u>US GEOLOGICAL SURVEY</u>	Outside Services	\$50,060.50	avg \$25,030.25/mo	0.20%
87	<u>AR LIME CO</u>	W/S Treatment Supplies	\$48,940.05	avg \$12,235.01/mo	0.19%
88	<u>GRAY BROTHERS EQUIPMENT INC.</u>	Maintenance - Equipment	\$47,766.00	avg \$15,931.30/mo	0.19%
89	<u>CONNELLY BROS CONSTRUCTION INC</u>	Federal Grant Programs	\$47,050.00	avg \$23,525.00/mo	0.19%
90	<u>MCCLELLAND CONSULTING ENGINEERS INC</u>	Arch Engineering Services	\$46,870.00	avg \$15,212.28/mo	0.19%
91	<u>CONVERGE STRATEGIES, LLC</u>	Federal Grant Programs	\$45,737.00	avg \$11,434.25/mo	0.18%

#	VENDOR	CATEGORY	AMOUNT	MONTHLY	% TOTAL
92	<u>CARCO INTERNATIONAL INC</u>	Maintenance - Equipment	\$45,255.23	avg \$19,436.81/mo	0.18%
93	<u>CORE & MAIN</u>	Small Equipment	\$44,587.03	avg \$15,881.91/mo	0.18%
94	<u>KNOWBE4 INC</u>	Software Licensing Fees	\$44,077.28	avg \$44,077.28/mo	0.17%
95	<u>PENCCO INC</u>	W/S Treatment Supplies	\$44,067.80	avg \$11,016.95/mo	0.17%
96	<u>SIERRA CONTAINER GROUP</u>	Cap Outlay - Refuse Carts	\$43,919.36	avg \$83,711.56/mo	0.17%
97	<u>DAVISON FUELS CO INC</u>	Fuel & Lubricant	\$43,759.97	avg \$21,566.79/mo	0.17%
98	<u>STATE OF ARKANSAS</u>	Taxes Licenses Permits	\$43,663.27	avg \$11,327.07/mo	0.17%
99	<u>AR CHILD SUPPORT CLEARINGHOUSE</u>	Child Support	\$43,161.48	avg \$24,194.84/mo	0.17%
100	<u>FARO TECHNOLOGIES INC</u>	Fed Asset Forfeiture	\$42,982.79	avg \$42,982.79/mo	0.17%
101	<u>OREILLY AUTOMOTIVE INC</u>	Maintenance - Equipment	\$42,531.51	avg \$13,860.83/mo	0.17%
102	<u>DIGITAL INSURANCE LLC</u>	Consulting Services	\$40,000.00	avg \$10,000.00/mo	0.16%
103	<u>YBANEZ ENTERPRISES INC.</u>	Maintenance - Buildings	\$39,094.25	avg \$10,762.67/mo	0.16%
104	<u>JOE CLINE JR</u>	Agency Costs	\$38,716.00	avg \$38,716.00/mo	0.15%
105	<u>DOWNTOWN AUTOMOTIVE & ACCESSORIES</u>	Maintenance - Equipment	\$38,631.32	avg \$17,621.38/mo	0.15%
106	<u>STRIBLING EQUIPMENT LLC</u>	Maintenance - Equipment	\$38,357.88	avg \$17,566.65/mo	0.15%
107	<u>ZOHO CORPORATION</u>	Software Licensing Fees	\$36,850.00	avg \$36,850.00/mo	0.15%
108	<u>SUPERIOR VISION</u>	Cobra Insurance Fees	\$36,547.36	avg \$16,050.83/mo	0.15%
109	<u>J & R EQUIPMENT LLC</u>	Maintenance - Equipment	\$35,147.39	avg \$10,894.10/mo	0.14%
110	<u>EVERBRIDGE INC</u>	Software Licensing Fees	\$34,410.25	avg \$34,410.25/mo	0.14%
111	<u>SILO PROS INC</u>	Maintenance - Buildings	\$34,000.00	avg \$34,000.00/mo	0.13%
112	<u>IDEXX DISTRIBUTION CORP</u>	Materials	\$33,934.56	avg \$11,311.52/mo	0.13%
113	<u>PHOENIX SERVICES</u>	Materials	\$33,488.31	avg \$22,863.13/mo	0.13%
114	<u>CINTAS CORP</u>	Uniform Clothing	\$33,208.00	avg \$20,660.18/mo	0.13%

#	VENDOR	CATEGORY	AMOUNT	MONTHLY	% TOTAL
115	DBS MANUFACTURING INC	Maintenance - Equipment	\$32,731.00	avg \$32,731.00/mo	0.13%
116	PINKLEY SALES CO	Materials	\$32,601.44	avg \$19,007.38/mo	0.13%
117	ROSS MATTHEW MARK	Federal Grant Programs	\$31,880.00	avg \$16,876.67/mo	0.13%
118	CON-WAL INC	Materials	\$30,331.72	avg \$30,331.72/mo	0.12%
119	AREA AGENCY ON AGING INC	Area Agency on Aging	\$30,000.00	avg \$30,000.00/mo	0.12%
120	EVOQUA WATER TECHNOLOGIES	W/S Treatment Supplies	\$29,998.62	avg \$14,999.31/mo	0.12%
121	LIGHTHOUSE MACHINERY	Small Equipment	\$29,784.00	avg \$29,784.00/mo	0.12%
122	GALLS, A DIVISION OF ARAMARK UNIFORM	Uniform Clothing	\$29,300.03	avg \$18,043.66/mo	0.12%
123	JRT TRUCKING INC	Maintenance - Buildings	\$29,100.00	avg \$14,550.00/mo	0.12%
124	WIRELESS CCTV LLC	Rental Op Lease - Equipmen	\$28,845.60	avg \$7,211.40/mo	0.11%
125	RIVER VALLEY QUARRIES LLC	Materials	\$28,247.72	avg \$11,345.78/mo	0.11%
126	AUTO-PLEX OF AR INC	Maintenance - Equipment	\$27,624.27	avg \$11,580.45/mo	0.11%
127	RIVER CITY HYDRAULICS INC	Maintenance - Equipment	\$27,216.46	avg \$9,052.06/mo	0.11%
128	ENVIRONMENTAL TECHNICAL SALES INC	Maintenance - Equipment	\$27,124.40	avg \$27,124.40/mo	0.11%
129	EDISON HEALTHCARE LLC	Other Travel	\$25,230.32	avg \$20,746.92/mo	0.10%
130	MOORE CONTRACTING CO INC	Outside Services	\$25,200.00	avg \$25,200.00/mo	0.10%
131	FASTER ASSET SOLUTIONS	Software Licensing Fees	\$25,196.88	avg \$25,196.88/mo	0.10%
132	CIVICPLUS, LLC	Software Licensing Fees	\$25,073.20	avg \$25,596.89/mo	0.10%
133	MAGNET FORENSICS USA INC	Software Licensing Fees	\$24,605.00	avg \$12,302.50/mo	0.10%
134	INDUCTIVE AUTOMATION LLC	Software Licensing Fees	\$23,447.00	avg \$23,447.00/mo	0.09%
135	CHAMPION CYCLING & FITNESS	Cap Outlay - Vehicles	\$23,192.05	avg \$23,192.05/mo	0.09%
136	NEXTGEN DEVELOPMENT PARTNERS, LLC	Rental Op Lease - Building	\$23,166.68	avg \$7,239.59/mo	0.09%
137	PITNEY BOWES BANK INC	Prepaid Other	\$22,864.00	avg \$6,473.31/mo	0.09%

#	VENDOR	CATEGORY	AMOUNT	MONTHLY	% TOTAL
138	CUBIC TRANSPORTATION SYSTEMS, INC.	Cap Outlay - Other Equipm	\$22,612.50	avg \$22,612.50/mo	0.09%
139	TEMPLE INC	Materials	\$22,485.83	avg \$22,485.83/mo	0.09%
140	FEDLOGIC LLC	Supplemental Insurance	\$22,302.00	avg \$22,302.00/mo	0.09%
141	INDUSTRIAL OILS UNLIMITED	Fuel & Lubricant	\$22,109.40	avg \$8,843.41/mo	0.09%
142	PREMIER PYROTECHNICS	Uncategorized	\$22,000.00	—	0.09%
143	MCMILLEN, INC.	Consulting Services	\$21,774.86	avg \$7,258.29/mo	0.09%
144	THERMO ELECTRON NORTH AMERICA LLC	Maintenance - Equipment	\$21,575.88	avg \$21,575.88/mo	0.09%
145	NAFECO INC	Uniform Clothing	\$21,249.77	avg \$5,479.18/mo	0.08%
146	BLAYLOCK HEATING AND AIR COND INC	Maintenance - Buildings	\$21,228.17	avg \$7,221.41/mo	0.08%
147	CANON FINANCIAL SERVICES	Rental Op Lease - Equipmen	\$20,898.85	avg \$10,772.15/mo	0.08%
148	BOWERS GRANT	Materials	\$20,800.62	avg \$6,223.98/mo	0.08%
149	HUGG AND HALL EQUIPMENT CO	Maintenance - Equipment	\$20,302.52	avg \$13,541.27/mo	0.08%
150	WHEELER POWER SPORTS INC	Maintenance - Equipment	\$20,168.58	avg \$14,161.06/mo	0.08%
151	WESTERN ARKANSAS COUSELING & GUIDANCE CENTER INC	Employee Screenings	\$19,890.21	avg \$6,630.07/mo	0.08%
152	RSR DESIGN & RECONSTRUCTION LLC	Federal Grant Programs	\$19,781.41	avg \$11,400.85/mo	0.08%
153	BRUCKNER TRUCK SALES	Maintenance - Equipment	\$19,552.94	avg \$8,583.33/mo	0.08%
154	PRO CLEAN JANITORIAL SERVICE INC	Maintenance - Buildings	\$19,381.52	avg \$4,845.38/mo	0.08%
155	WESTERN AR INTERMODAL AUTHORITY	West Ark Reg Intermodal Au	\$19,370.00	avg \$20,370.00/mo	0.08%
156	LEADSONLINE LLC	Software Licensing Fees	\$19,322.00	avg \$9,661.00/mo	0.08%
157	FRATERNAL ORDER OF POLICE	Fraternal Order of Police	\$19,288.04	avg \$4,847.01/mo	0.08%
158	FISHER SCIENTIFIC	Materials	\$19,174.99	avg \$6,229.86/mo	0.08%
159	BEST HVAC PARTS & SUPPLY	Maintenance - Buildings	\$19,140.60	avg \$20,071.35/mo	0.08%
160	AJ GREENWOOD PLBG & EXCAVATION INC	Maintenance - Equipment	\$18,750.00	avg \$18,750.00/mo	0.07%
161	ARGO MEDICAL INC	Maintenance - Equipment	\$18,352.20	avg \$20,005.46/mo	0.07%

#	VENDOR	CATEGORY	AMOUNT	MONTHLY	% TOTAL
162	<u>CARASOFT TECHNOLOGY CORP</u>	Software Licensing Fees	\$18,258.00	avg \$18,258.00/mo	0.07%
163	<u>DARRAGH CO</u>	Materials	\$17,820.73	avg \$7,417.24/mo	0.07%
164	<u>TLG OPERATIONS LLC</u>	Inventory - Purchase	\$17,683.04	avg \$9,348.29/mo	0.07%
165	<u>CLASSIC COLLISION CENTER</u>	Maintenance - Equipment	\$17,579.97	avg \$5,859.99/mo	0.07%
166	<u>INSTRUMENT & SUPPLY INC</u>	Inventory - Purchase	\$17,514.91	avg \$11,390.58/mo	0.07%
167	<u>SOUTHERN TIRE MART, LLC</u>	Maintenance - Equipment	\$17,325.24	avg \$5,579.34/mo	0.07%
168	<u>BRANDON K HUTCHINS</u>	Cap Outlay - Other Equipm	\$16,661.00	avg \$16,661.00/mo	0.07%
169	<u>CHRISTINA WILLIAMS CONSULTING LLC</u>	Consulting Services	\$16,500.00	avg \$4,875.00/mo	0.07%
170	<u>EUROFINS ENVIRONMENT TESTING AMERICA HOLDING INC</u>	Inspection and Testing	\$16,395.26	avg \$6,063.89/mo	0.07%
171	<u>ONIN STAFFING LLC</u>	Outside Services	\$16,095.42	avg \$9,457.97/mo	0.06%
172	<u>P & K EQUIPMENT</u>	Maintenance - Equipment	\$15,755.87	avg \$8,530.01/mo	0.06%
173	<u>MALLORY SAFETY AND SUPPLY LLC</u>	Uniform Clothing	\$15,482.44	avg \$4,546.93/mo	0.06%
174	<u>THE FIRST NATIONAL BANK OF FORT SMITH</u>	Rental Op Lease - Equipmen	\$15,306.81	avg \$7,783.99/mo	0.06%
175	<u>SYN-TECH SYSTEMS INC</u>	Software Licensing Fees	\$15,006.00	avg \$15,006.00/mo	0.06%
176	<u>GREAT AMERICAN CONFERENCE</u>	Special Events	\$15,000.00	avg \$15,000.00/mo	0.06%
177	<u>TRUCKPRO INC</u>	Maintenance - Equipment	\$14,647.10	avg \$8,167.72/mo	0.06%
178	<u>DEERE & COMPANY</u>	Small Equipment	\$14,585.34	avg \$14,585.34/mo	0.06%
179	<u>VERIZON CONNECT FLEET USA LLC</u>	Software Licensing Fees	\$14,345.15	avg \$4,737.50/mo	0.06%
180	<u>MIC SALES INC</u>	Maintenance - Equipment	\$14,289.49	avg \$7,144.74/mo	0.06%
181	<u>CLEAN SLATE SERVICES</u>	Outside Services	\$14,281.90	avg \$4,760.63/mo	0.06%
182	<u>CERTIFIED LABORATORIES</u>	Fleet Inventory	\$14,085.03	avg \$5,775.54/mo	0.06%
183	<u>TSW PROPERTIES INC</u>	Maintenance - Equipment	\$14,009.48	avg \$5,484.79/mo	0.06%
184	<u>WATER TECH INC</u>	W/S Treatment Supplies	\$13,895.55	avg \$13,895.55/mo	0.06%

#	VENDOR	CATEGORY	AMOUNT	MONTHLY	% TOTAL
185	CLAYTONS CONSULTING AND WELDING INC	Maintenance - Equipment	\$13,873.65	avg \$4,948.59/mo	0.06%
186	OVERHEAD DOOR CO OF FORT SMITH INC	Maintenance - Buildings	\$13,831.20	avg \$13,831.20/mo	0.05%
187	UNITED SYSTEMS & SOFTWARE INC	Small Equipment	\$13,829.85	avg \$18,439.80/mo	0.05%
188	INDUSTRIAL PRECAST INC.	Materials	\$13,824.38	avg \$5,644.73/mo	0.05%
189	ELITE TRAILERS INC	Cap Outlay - Vehicles	\$13,475.00	avg \$13,475.00/mo	0.05%
190	BREEDEN DODGE CHRYSLER JEEP INC	Maintenance - Equipment	\$13,271.42	avg \$3,429.76/mo	0.05%
191	CARISSA RICHARDSON	Agency Costs	\$13,000.00	avg \$6,896.32/mo	0.05%
192	POLYDYNE INC	W/S Treatment Supplies	\$12,744.00	avg \$12,744.00/mo	0.05%
193	MATTHEW YANCEY	Project Right of Way	\$12,700.00	avg \$12,700.00/mo	0.05%
194	GERRY D HALL JR	Federal Grant Programs	\$12,650.23	avg \$12,650.23/mo	0.05%
195	GILLIG LLC	Maintenance - Equipment	\$12,629.00	avg \$5,516.27/mo	0.05%
196	VESTA FOUNDATION SOLUTIONS LLC	Maintenance - Buildings	\$12,545.20	avg \$12,545.20/mo	0.05%
197	CORVUS OF NORTHWEST ARKANSAS LLC	Maintenance - Buildings	\$12,523.76	avg \$3,130.94/mo	0.05%
198	CLEAN ENERGY	Maintenance - Buildings	\$12,452.54	avg \$3,570.30/mo	0.05%
199	YEAGERS HARDWARE INC	Materials	\$12,290.46	avg \$5,956.49/mo	0.05%
200	ROOTX	Materials	\$12,115.00	avg \$12,115.00/mo	0.05%
201	C & C MANUFACTURING	Maintenance - Equipment	\$12,075.68	avg \$4,025.23/mo	0.05%
202	EXPERT TRUCK ELECTRIC	Maintenance - Equipment	\$12,006.30	avg \$6,035.15/mo	0.05%
203	CHEMPRO SERVICES INC	Outside Services	\$12,000.00	avg \$12,000.00/mo	0.05%
204	OMNIGO-Q INC	Software Licensing Fees	\$11,879.99	avg \$11,879.99/mo	0.05%
205	TK ELEVATOR	Maintenance - Buildings	\$11,667.12	avg \$7,786.24/mo	0.05%
206	DOGGETT FREIGHTLINER OF AR LLC	Maintenance - Equipment	\$11,592.72	avg \$4,573.87/mo	0.05%
207	MID-CONTINENT CONCRETE CO	State Asset Forfeiture	\$11,565.92	avg \$11,565.92/mo	0.05%

#	VENDOR	CATEGORY	AMOUNT	MONTHLY	% TOTAL
208	PHILLIPS PINWOOD MULCH INC	Materials	\$11,505.00	avg \$11,505.00/mo	0.05%
209	MCW DEVELOPMENT LLC	Project Right of Way	\$11,500.00	avg \$11,500.00/mo	0.05%
210	KENNETH KAELIN	Maintenance - Buildings	\$11,466.95	avg \$11,466.95/mo	0.05%
211	OAKLEY FERTILIZER INC	Materials	\$11,401.11	avg \$11,401.11/mo	0.05%
212	MSAB INC	Software Licensing Fees	\$11,366.00	avg \$11,366.00/mo	0.05%
213	DAKOTA HIGHLEY'S HEATING AND AIR CONDITIONING, LLC	Maintenance - Buildings	\$11,363.21	avg \$3,187.88/mo	0.05%
214	WATER TECH, INC.	Materials	\$11,104.90	avg \$11,104.90/mo	0.04%
215	ENVIRONMENTAL WORKS INC	Maintenance - Equipment	\$10,980.00	avg \$10,980.00/mo	0.04%
216	HANK BOUNKHONG	Maintenance - Equipment	\$10,943.31	avg \$21,629.31/mo	0.04%
217	E-CELL	Outside Services	\$10,800.00	avg \$2,700.00/mo	0.04%
218	FARMERS COOPERATIVE	Materials	\$10,769.78	avg \$3,156.78/mo	0.04%
219	WESTERN AR MOUNTAIN FRONTIER	Advertising & Printing	\$10,750.00	avg \$11,050.00/mo	0.04%
220	JDS SUPPLY CO	Inventory - Purchase	\$10,710.31	avg \$5,355.16/mo	0.04%
221	NORTHWEST ARKANSAS TRAILER SALES LLC	Small Equipment	\$10,650.00	avg \$10,650.00/mo	0.04%
222	WEST ARK SOD AND TURF INC	Materials	\$10,574.14	avg \$3,102.87/mo	0.04%
223	CRAFTON TULL & ASSOC INC	Arch Engineering Services	\$10,558.40	avg \$5,279.20/mo	0.04%
224	N HARRIS COMPUTER CORP	Cap Outlay - Software	\$10,527.50	avg \$18,577.50/mo	0.04%
225	ACE FENCE CO INC	Maintenance - Buildings	\$10,347.80	avg \$10,347.80/mo	0.04%
226	STATE OF OKLAHOMA	Child Support	\$10,321.42	avg \$5,761.37/mo	0.04%
227	OMEGA CUSTOMS LLC	Maintenance - Equipment	\$10,316.26	avg \$3,269.80/mo	0.04%
228	CVENT INC	Digital Marketing	\$10,310.00	avg \$10,310.00/mo	0.04%
229	GOODYEAR TIRE & RUBBER CO THE	Maintenance - Equipment	\$10,281.66	avg \$3,658.63/mo	0.04%
230	NATIONAL FILTER MEDIA	Inventory - Purchase	\$10,067.87	avg \$5,033.93/mo	0.04%

#	VENDOR	CATEGORY	AMOUNT	MONTHLY	% TOTAL
231	WALTHER ARMS INC	Small Equipment	\$10,052.10	avg \$10,052.10/mo	0.04%
232	CRITICAL MENTION INC	Software Licensing Fees	\$10,000.00	avg \$10,000.00/mo	0.04%
233	TONI GREGORY	Maintenance - Buildings	\$10,000.00	avg \$2,500.00/mo	0.04%
234	BURRIS APPRAISAL CO INC	Project Right of Way	\$10,000.00	avg \$7,250.00/mo	0.04%
235	ALFA LAVAL INC	Maintenance - Equipment	\$9,990.33	avg \$4,995.16/mo	0.04%
236	THE LIGHT BRIGADE INC	Conferences & Seminars	\$9,977.80	avg \$9,977.80/mo	0.04%
237	NORTHWEST CONTROL SYSTEMS	Maintenance - Buildings	\$9,965.90	avg \$4,982.95/mo	0.04%
238	PROFESSIONAL SECURITY INC	Outside Services	\$9,855.00	avg \$2,463.75/mo	0.04%
239	SPARKS INC	Maintenance - Buildings	\$9,745.68	avg \$4,872.84/mo	0.04%
240	AR ONE CALL SYSTEM INC	Communications	\$9,521.25	avg \$2,380.31/mo	0.04%
241	FORT SMITH PROFESSIONAL FIREFIGHTERS	Union Dues - Fire	\$9,508.44	avg \$5,301.01/mo	0.04%
242	USA BLUE BOOK	W/S Treatment Supplies	\$9,328.83	avg \$18,607.49/mo	0.04%
243	AQUALAW PLC	Legal Services-Consent Dec	\$9,306.00	avg \$3,230.00/mo	0.04%
244	LORI MAXINE CARR	Consulting Services	\$9,180.00	avg \$2,295.00/mo	0.04%
245	THORNBURG'S HEAT & AIR INC.	Federal Grant Programs	\$9,125.00	avg \$5,062.50/mo	0.04%
246	ITRON INC	Maintenance - Equipment	\$9,096.06	avg \$4,548.03/mo	0.04%
247	HACH CHEMICAL CO	Maintenance - Equipment	\$9,042.72	avg \$3,272.87/mo	0.04%
248	LITTLEFIELD PROPANE LLC	Utilities	\$9,013.24	avg \$4,177.95/mo	0.04%
249	CAPRICE ELECTRONICS INC	SWAT Equipment	\$8,983.89	avg \$8,983.89/mo	0.04%
250	ROBERT WADE	Outside Services	\$8,979.00	avg \$2,993.00/mo	0.04%
251	WEHCO NEWSPAPERS INC	Advertising & Printing	\$8,931.48	avg \$3,006.82/mo	0.04%
252	CRANFORD JOHNSON ROBINSON	Digital Marketing	\$8,800.00	avg \$4,400.00/mo	0.03%
253	PREFERRED OFFICE PRODUCTS INC	Rental Op Lease - Equipmen	\$8,777.00	avg \$3,658.15/mo	0.03%

#	VENDOR	CATEGORY	AMOUNT	MONTHLY	% TOTAL
254	TURN-KEY MOBILE INC	PC Replacements	\$8,749.45	avg \$4,429.26/mo	0.03%
255	RECDESK LLC	Software Licensing Fees	\$8,715.00	avg \$8,715.00/mo	0.03%
256	HYDRAULIC BREAKER SERVICES LLC	Small Equipment	\$8,700.00	avg \$8,700.00/mo	0.03%
257	ACE HYDRAULICS INC.	Maintenance - Equipment	\$8,661.87	avg \$3,340.84/mo	0.03%
258	BUSINESS COMMUNICATIONS INC	Software Licensing Fees	\$8,569.98	avg \$8,569.98/mo	0.03%
259	MEGA BUILDER CONSTRUCTION LLC	Federal Grant Programs	\$8,500.00	avg \$8,500.00/mo	0.03%
260	4IMPRINT INC	Uncategorized	\$8,487.25	avg \$2,274.09/mo	0.03%
261	COURTHOUSE CONCEPTS INC	Employee Screenings	\$8,348.70	avg \$2,874.90/mo	0.03%
262	RJN GROUP	Construction Contracts	\$8,340.00	avg \$2,780.00/mo	0.03%
263	MCGUIRE ENGINEERING INC	Arch Engineering Services	\$8,265.00	avg \$8,265.00/mo	0.03%
264	ROBINS INTERNATIONAL INC	Outside Services	\$8,194.15	avg \$2,325.14/mo	0.03%
265	ADDNODE USA HOLDING CO	Software Licensing Fees	\$8,151.00	avg \$8,151.00/mo	0.03%
266	ACME JANITOR AND CHEMICAL SUPPLY	Custodial Equipment & Supp	\$8,102.18	avg \$2,501.10/mo	0.03%
267	EVENFLO	State Grant Programs	\$8,054.49	avg \$8,054.49/mo	0.03%
268	CENTRAL HYDRAULICS INC	Maintenance - Equipment	\$8,023.16	avg \$2,038.49/mo	0.03%
269	SPLASHTOP INC	Software Licensing Fees	\$7,950.00	avg \$7,950.00/mo	0.03%
270	RIVER VALLEY MATERIALS LLC	Materials	\$7,943.06	avg \$3,633.43/mo	0.03%
271	AMERICAN WATER WORKS ASSOCIATION	Dues & Subscriptions	\$7,914.00	avg \$7,914.00/mo	0.03%
272	DUE NORTH CONSULTING INC	Print Media - Magazine	\$7,900.00	avg \$3,950.00/mo	0.03%
273	GRAPHIC SERVICE CO	Maintenance - Equipment	\$7,855.53	avg \$3,946.93/mo	0.03%
274	KING PROPERTIES & CONST LLC	Outside Services	\$7,850.00	avg \$7,850.00/mo	0.03%
275	BERGKAMP INC	Maintenance - Equipment	\$7,697.02	avg \$3,848.51/mo	0.03%
276	VERSATERM PUBLIC SAFETY US INC	Software Licensing Fees	\$7,668.66	avg \$7,668.66/mo	0.03%

#	VENDOR	CATEGORY	AMOUNT	MONTHLY	% TOTAL
277	ALARMCO INC	Maintenance - Buildings	\$7,657.01	avg \$2,552.34/mo	0.03%
278	TRAVIS JOINER	Outside Services	\$7,610.26	avg \$3,321.50/mo	0.03%
279	FLOOD JANITORIAL AND CARPET CARE	Maintenance - Buildings	\$7,599.32	avg \$1,991.54/mo	0.03%
280	METROHM USA INC	Maintenance - Equipment	\$7,587.97	avg \$3,793.99/mo	0.03%
281	HICKS LAWCARE SERVICE	Outside Services	\$7,583.95	avg \$2,633.91/mo	0.03%
282	MARMIC FIRE & SAFETY CO INC	Maintenance - Buildings	\$7,583.52	avg \$3,498.71/mo	0.03%
283	FREESE AND NICHOLS INC	Inspection and Testing	\$7,558.04	avg \$12,558.04/mo	0.03%
284	HACKING LAW PRACTICE	Legal Services	\$7,500.00	avg \$3,750.00/mo	0.03%
285	CHOCTAW NATION OF OKLAHOMA	Special Events	\$7,453.00	avg \$7,453.00/mo	0.03%
286	TORCUP INC	Small Equipment	\$7,328.31	avg \$7,328.31/mo	0.03%
287	SPORTS EVENTS AND TOURISM ASSOC	Conferences & Seminars	\$7,298.00	avg \$8,493.00/mo	0.03%
288	ONE TIME PAY REFUNDS - PARKS & RECREATION	Parks Deposits	\$7,250.00	avg \$3,737.25/mo	0.03%
289	WILCOX TRANSMISSION INC	Maintenance - Equipment	\$7,227.00	avg \$10,840.50/mo	0.03%
290	WICKLANDER-ZULAWSKI & ASSOCIATES, INC.	Conferences & Seminars	\$7,178.00	avg \$7,178.00/mo	0.03%
291	SAWYERS INC	Maintenance - Buildings	\$7,116.00	avg \$7,116.00/mo	0.03%
292	UNITED STATES POSTAL SERVICE	Postage & Freight	\$7,000.00	avg \$7,000.00/mo	0.03%
293	AMAZON CAPITAL SERVICES, INC.	Office Supplies	\$6,955.84	avg \$4,004.24/mo	0.03%
294	ITERIS INC	Software Licensing Fees	\$6,880.00	avg \$6,880.00/mo	0.03%
295	CROW BURLINGAME	Maintenance - Equipment	\$6,868.77	avg \$2,724.37/mo	0.03%
296	VACUUM TRUCK SALES & SERVICE, LLC	Maintenance - Equipment	\$6,609.82	avg \$6,609.82/mo	0.03%
297	VITAL RECORDS HOLDINGS LLC	Rental Op Lease - Building	\$6,608.23	avg \$1,652.06/mo	0.03%
298	RICK L HAYES	Maintenance - Buildings	\$6,600.00	avg \$1,887.50/mo	0.03%
299	KOPCO	Inventory - Purchase	\$6,580.40	avg \$6,580.40/mo	0.03%

#	VENDOR	CATEGORY	AMOUNT	MONTHLY	% TOTAL
300	KENNY WRAYS AUTOMOTIVE	Maintenance - Equipment	\$6,524.90	avg \$6,524.90/mo	0.03%
301	CALVERT MCBRIDE INC	Advertising & Printing	\$6,509.31	avg \$6,509.31/mo	0.03%
302	DESTINATIONS INTERNATIONAL ASSOC	Dues & Subscriptions	\$6,423.00	avg \$6,423.00/mo	0.03%
303	SIDMONS-MARITN EMERGENCY GROUP LLC	Maintenance - Equipment	\$6,406.38	avg \$2,565.62/mo	0.03%
304	UNIVERSAL FIRE EQUIPMENT CO	Materials	\$6,348.06	avg \$1,770.14/mo	0.03%
305	FEDERAL EXPRESS CORPORATION	Postage & Freight	\$6,304.86	avg \$1,576.22/mo	0.03%
306	ARCHITECTURE PLUS, INC.	Cap Outlay - Improvement 0	\$6,300.00	avg \$1,575.00/mo	0.02%
307	MERCY CLINIC FORT SMITH COMMUNITIES	Employee Screenings	\$6,228.00	avg \$2,330.75/mo	0.02%
308	OFFICE DEPOT LLC	Office Supplies	\$6,171.12	avg \$3,022.95/mo	0.02%
309	FORT SMITH MUSEUM OF HISTORY	Ft Smith Museum of Histor	\$6,137.08	avg \$6,137.08/mo	0.02%
310	WOLTERS KLUWER FINANCIAL SERVICES INC	Software Licensing Fees	\$6,089.96	avg \$6,089.96/mo	0.02%
311	MUNICIPALH20.COM	Consulting Services	\$6,000.00	avg \$6,000.00/mo	0.02%
312	PFM FINANCIAL ADVISORS LLC	Consulting Services	\$6,000.00	avg \$3,000.00/mo	0.02%
313	SUNBELT CHEMICAL AND EQUIP CO INC	Maintenance - Equipment	\$5,991.96	avg \$5,991.96/mo	0.02%
314	HARRY G ROBINSON JR	Project Right of Way	\$5,990.00	avg \$5,990.00/mo	0.02%
315	CUSTOM EQUIPMENT CO	Maintenance - Equipment	\$5,927.31	avg \$2,511.71/mo	0.02%
316	KENILWORTH MEDIA INC	Print Media - Magazine	\$5,845.00	avg \$5,845.00/mo	0.02%
317	MARK CHAMBELAIN	Federal Grant Programs	\$5,768.10	avg \$2,744.70/mo	0.02%
318	CDW GOVERNMENT INC	Peripheral Replacements	\$5,704.68	avg \$1,619.60/mo	0.02%
319	BUCKNER CONCRETE CONTRACTORS INC	Maintenance - Buildings	\$5,700.00	avg \$5,700.00/mo	0.02%
320	MR ROB'S DRY CLEANERS & LAUNDRY	Uniform Clothing	\$5,683.77	avg \$1,420.94/mo	0.02%
321	CEDAR AND SAGE	Custodial Equipment & Supp	\$5,640.14	avg \$1,702.45/mo	0.02%
322	WHIMSICAL LIGHT SHOWS	Materials	\$5,443.10	avg \$5,443.10/mo	0.02%

#	VENDOR	CATEGORY	AMOUNT	MONTHLY	% TOTAL
323	<u>CELLCO PARTNERSHIP</u>	Communications	\$5,408.67	avg \$1,352.17/mo	0.02%
324	<u>BATTERY OUTFITTERS INC</u>	Fleet Inventory	\$5,268.03	avg \$1,987.46/mo	0.02%
325	<u>CORLEY ELECTRIC INC</u>	Maintenance - Buildings	\$5,239.11	avg \$5,847.72/mo	0.02%
326	<u>HUTCHERSON PLBG & AIR INC</u>	SEP Line Replacement Prog	\$5,209.00	avg \$5,209.00/mo	0.02%
327	<u>DEWEY YOUNG</u>	Other Current Expenses	\$5,150.00	avg \$5,150.00/mo	0.02%
328	<u>SWINK ELECTRIC INC</u>	Maintenance - Buildings	\$5,081.86	avg \$1,764.21/mo	0.02%
329	<u>GELCO CLOTHING AND SHOES INC</u>	Uniform Clothing	\$5,013.83	avg \$2,099.31/mo	0.02%
330	<u>AFRICAN AMERICAN MAYORS ASSOCIATION INC</u>	Dues & Subscriptions	\$5,000.00	avg \$5,000.00/mo	0.02%
331	<u>KANE BASSHAM</u>	Outside Services	\$5,000.00	avg \$3,750.00/mo	0.02%
332	<u>RYAN EDWARDS</u>	Outside Services	\$5,000.00	avg \$5,000.00/mo	0.02%
333	<u>PLANNING 2 PRESERVE, LLC</u>	Federal Grant Programs	\$5,000.00	avg \$5,000.00/mo	0.02%
334	<u>CNA SURETY</u>	Surety Bonds	\$5,000.00	avg \$5,000.00/mo	0.02%
335	<u>PRECISION CONSTRUCTION</u>	Outside Services	\$5,000.00	avg \$5,000.00/mo	0.02%
336	<u>OPEN TEXT INC</u>	Software Licensing Fees	\$4,988.74	avg \$2,494.37/mo	0.02%
337	<u>AR VALLEY COMMUNICATIONS</u>	Small Equipment	\$4,936.89	avg \$2,468.44/mo	0.02%
338	<u>RYSE ELEVATOR</u>	Maintenance - Buildings	\$4,927.50	avg \$2,463.75/mo	0.02%
339	<u>GARVER</u>	Arch Engineering Services	\$4,892.00	avg \$1,630.67/mo	0.02%
340	<u>URGENT TEAM OF ARKANSAS PHYSICIANS LLC</u>	Employee Screenings	\$4,860.00	avg \$1,245.00/mo	0.02%
341	<u>JACK TYLER ENGINEERING OF ARK</u>	Maintenance - Equipment	\$4,658.15	avg \$4,800.50/mo	0.02%
342	<u>SUNSET HILL LLC</u>	Maintenance - Equipment	\$4,641.84	avg \$2,320.92/mo	0.02%
343	<u>GLOVER MACHINE WORKS INC</u>	Maintenance - Equipment	\$4,592.43	avg \$4,592.43/mo	0.02%
344	<u>SOUTHWEST GARAGE DOOR CO</u>	Maintenance - Buildings	\$4,553.05	avg \$1,291.89/mo	0.02%
345	<u>HANOVER DISPLAYS INC.</u>	Cap Outlay - Software	\$4,519.19	avg \$4,519.19/mo	0.02%

#	VENDOR	CATEGORY	AMOUNT	MONTHLY	% TOTAL
346	UNION PACIFIC RAILROAD CO	Arch Engineering Services	\$4,510.62	avg \$7,432.72/mo	0.02%
347	NORTHWESTERN UNIVERSITY	Conferences & Seminars	\$4,500.00	avg \$4,500.00/mo	0.02%
348	APEX GENERATORS & ELECTRIC LLC	Maintenance - Equipment	\$4,472.45	avg \$4,472.45/mo	0.02%
349	DATAMAX INC.	Office Supplies	\$4,450.17	avg \$2,819.33/mo	0.02%
350	KATHERINE ARMSTRONG	Conferences & Seminars	\$4,375.00	avg \$4,375.00/mo	0.02%
351	GLOBAL EQUIPMENT CO INC	Construction Contracts	\$4,356.95	avg \$4,356.95/mo	0.02%
352	SCOTT PETROLEUM CORP	Fuel & Lubricant	\$4,352.86	avg \$4,352.86/mo	0.02%
353	AR CRIME INFORMATION CENTER	Rental Op Lease - Equipmen	\$4,276.46	avg \$1,069.12/mo	0.02%
354	ARKANSAS NATIONAL GUARD MWR	Uniform Clothing	\$4,211.95	avg \$1,876.15/mo	0.02%
355	JON PICKEL	Maintenance - Equipment	\$4,200.00	avg \$1,050.00/mo	0.02%
356	REDWOOD TOXICOLOGY LABORATORY INC	Outside Services	\$4,184.87	avg \$1,394.96/mo	0.02%
357	HAMILTON CENTER FOR CHILD ADVOCACY	Federal Grant Programs	\$4,175.63	avg \$4,175.63/mo	0.02%
358	AT&T CORP	Communications	\$4,151.53	avg \$1,427.19/mo	0.02%
359	GROUP TRAVEL LEADER INC	Print Media - Magazine	\$4,150.00	avg \$2,075.00/mo	0.02%
360	PATHWAY VET ALLIANCE HOLDING LLC	Custodial Equipment & Supp	\$4,142.35	avg \$1,901.01/mo	0.02%
361	MICROBIOLOGICS INC	Materials	\$4,124.67	avg \$4,124.67/mo	0.02%
362	MR AUTO GLASS	Maintenance - Equipment	\$4,122.69	avg \$1,290.74/mo	0.02%
363	PVP COMMUNICATIONS	Cap Outlay - Vehicles	\$4,099.00	avg \$4,099.00/mo	0.02%
364	WATCH SYSTEMS LLC	Software Licensing Fees	\$4,051.69	avg \$4,051.69/mo	0.02%
365	PAGEFREEZER SOFTWARE INC	Software Licensing Fees	\$4,031.48	avg \$4,031.48/mo	0.02%
366	ONE TIME PAY VENDOR	Claims and Judgments	\$4,021.16	avg \$1,343.92/mo	0.02%
367	JAMES R PITTMAN	Uncategorized	\$4,000.00	—	0.02%
368	BOND EQUIPMENT COMPANY INC	Maintenance - Equipment	\$3,965.42	avg \$2,344.70/mo	0.02%
369	MEDIASTAR INC	Computer Equip/Software M	\$3,965.00	avg \$4,768.00/mo	0.02%

#	VENDOR	CATEGORY	AMOUNT	MONTHLY	% TOTAL
370	DETCO INDUSTRIES INC	Inventory - Purchase	\$3,933.73	avg \$2,187.47/mo	0.02%
371	NATIONAL BUS TRADER INC	Print Media - Magazine	\$3,900.00	avg \$3,900.00/mo	0.02%
372	VERMEER MIDSOUTH INC	Maintenance - Equipment	\$3,872.88	avg \$1,936.44/mo	0.02%
373	M & K UPHOLSTERY	Small Equipment	\$3,832.50	avg \$3,832.50/mo	0.02%
374	AR COMMUNITY FOUNDATION FOR	Benevolent Fund	\$3,821.44	avg \$2,085.13/mo	0.02%
375	UNIVERSITY OF ARKANSAS	Dues & Subscriptions	\$3,750.00	avg \$3,750.00/mo	0.01%
376	SCHULTE SUPPLY INC	Small Equipment	\$3,722.95	avg \$1,861.47/mo	0.01%
377	ARMORED TRANSPORT SERVICES INC	Outside Services	\$3,722.56	avg \$3,722.56/mo	0.01%
378	KENNETH E & LINDA KAELIN	Project Right of Way	\$3,670.80	avg \$3,670.80/mo	0.01%
379	EAGLE REDI-MIX CONCRETE LLC	Materials	\$3,650.61	avg \$1,216.87/mo	0.01%
380	GRAND FINALE PRODUCTIONS LLC	Outside Services	\$3,648.54	avg \$1,824.27/mo	0.01%
381	ATC HEAVY DUTY TOWING AND RECOVERY INC	Maintenance - Equipment	\$3,634.26	avg \$1,149.46/mo	0.01%
382	CASCO INDUSTRIES INC	Uniform Clothing	\$3,581.75	avg \$1,790.88/mo	0.01%
383	AIRGAS USA LLC	Materials	\$3,568.24	avg \$1,784.12/mo	0.01%
384	RICHARD B BEAUCHAMP	A/R - Water	\$3,452.29	avg \$3,452.29/mo	0.01%
385	SPROUT SOCIAL INC	Software Licensing Fees	\$3,450.43	avg \$3,450.43/mo	0.01%
386	JAMES M JENNINGS	American Rescue Plan - Hom	\$3,390.00	avg \$1,695.00/mo	0.01%
387	GENARO CABREA	Project Right of Way	\$3,388.00	avg \$3,388.00/mo	0.01%
388	TRI STATE ENTERPRISES INC	Maintenance - Equipment	\$3,385.63	avg \$1,785.44/mo	0.01%
389	RANDALL FORD INC	Maintenance - Equipment	\$3,380.77	avg \$1,104.52/mo	0.01%
390	DAVIS STRUCTURAL STEEL INC	Fleet Inventory	\$3,307.65	avg \$2,469.39/mo	0.01%
391	MURPHREES INC	Maintenance - Equipment	\$3,274.18	avg \$908.54/mo	0.01%
392	ROAD REHAB SOLUTIONS LLC	Materials	\$3,257.63	avg \$3,257.63/mo	0.01%

#	VENDOR	CATEGORY	AMOUNT	MONTHLY	% TOTAL
393	<u>GRAINGER INDUSTRIAL SUPPLY</u>	Small Equipment	\$3,252.99	avg \$3,252.99/mo	0.01%
394	<u>AR SOCIETY OF ASSOC EXECUTIVES</u>	Dues & Subscriptions	\$3,250.00	avg \$3,250.00/mo	0.01%
395	<u>DOBSON TECHNOLOGIES,TRANSPORT&TELECOM</u>	Communications	\$3,246.08	avg \$1,082.03/mo	0.01%
396	<u>WESTARK PLUMBING</u>	SEP Line Replacement Prog	\$3,149.00	avg \$8,091.00/mo	0.01%
397	<u>ABC PRINTING AND SIGNS</u>	Uniform Clothing	\$3,008.55	avg \$1,171.67/mo	0.01%
398	<u>JOB CONSTRUCTION CO INC</u>	Materials	\$3,001.56	avg \$1,484.88/mo	0.01%
399	<u>FORT SMITH DOWNTOWN BUSINESS ASSOCIATION</u>	Agency Costs	\$3,000.00	avg \$3,000.00/mo	0.01%
400	<u>THE FORGING PLACE</u>	Employee Screenings	\$3,000.00	avg \$1,800.00/mo	0.01%
401	<u>GRACIE GLOBAL LLC</u>	Conferences & Seminars	\$3,000.00	avg \$3,000.00/mo	0.01%
402	<u>AR ASSOC FOR PLAY THERAPY</u>	Special Events	\$3,000.00	avg \$3,000.00/mo	0.01%
403	<u>AR TAX ASSOCIATES INC</u>	Outside Services	\$3,000.00	avg \$3,000.00/mo	0.01%
404	<u>CHASE STEPP</u>	Prepaid Travel	\$2,997.00	avg \$2,997.00/mo	0.01%
405	<u>JAKE HEMBREE</u>	Prepaid Travel	\$2,997.00	avg \$2,997.00/mo	0.01%
406	<u>HERITAGE-CRYSTAL CLEAN LLC</u>	Materials	\$2,975.00	avg \$1,008.33/mo	0.01%
407	<u>LISA SELLERS</u>	Project Right of Way	\$2,950.00	avg \$2,950.00/mo	0.01%
408	<u>MARNA S BATEMAN</u>	Project Right of Way	\$2,950.00	avg \$2,950.00/mo	0.01%
409	<u>NEXAIR LLC</u>	Rental Op Lease - Equipmen	\$2,937.56	avg \$1,012.80/mo	0.01%
410	<u>INGEVITY CORP</u>	Materials	\$2,936.54	avg \$2,936.54/mo	0.01%
411	<u>ONIT LAWN CARE LLC</u>	Materials	\$2,910.33	avg \$2,910.33/mo	0.01%
412	<u>QUALITY PETROLEUM INC.</u>	Fuel & Lubricant	\$2,902.74	avg \$1,451.37/mo	0.01%
413	<u>FAWCETT COMPUTER SERVICES</u>	Computer Equipment & Softw	\$2,902.50	avg \$2,902.50/mo	0.01%
414	<u>TRAINING NETWORK LLC</u>	Computer Equipment & Soft	\$2,846.98	avg \$2,846.98/mo	0.01%
415	<u>SPATCO ENERGY SOLUTIONS LLC</u>	Maintenance - Buildings	\$2,801.67	avg \$1,400.84/mo	0.01%

#	VENDOR	CATEGORY	AMOUNT	MONTHLY	% TOTAL
416	<u>JAMES STITES</u>	Other Current Expenses	\$2,800.00	avg \$2,800.00/mo	0.01%
417	<u>HEXAGON AGILITY FLEETCARE LLC</u>	Maintenance - Equipment	\$2,774.71	avg \$4,064.57/mo	0.01%
418	<u>ZACKARY MCCORMICK</u>	Education Reimbursement	\$2,717.00	avg \$2,717.00/mo	0.01%
419	<u>LANGUAGE LINE SERVICES INC</u>	Dues & Subscriptions	\$2,716.53	avg \$971.60/mo	0.01%
420	<u>ORR MOTORS OF FORT SMITH 3 INC</u>	Maintenance - Equipment	\$2,682.84	avg \$1,341.42/mo	0.01%
421	<u>NEWMAN SIGNS INC</u>	Materials	\$2,658.42	avg \$2,658.42/mo	0.01%
422	<u>SWAIM OFFICE PRODUCTS CO</u>	Office Supplies	\$2,643.92	avg \$715.16/mo	0.01%
423	<u>ELITE PLUMBING</u>	Maintenance - Buildings	\$2,640.00	avg \$2,640.00/mo	0.01%
424	<u>LEXISNEXIS RISK DATA MGMT INC</u>	Dues & Subscriptions	\$2,628.00	avg \$2,858.45/mo	0.01%
425	<u>ELITE EXTERMINATING INC</u>	Outside Services	\$2,609.24	avg \$1,224.32/mo	0.01%
426	<u>ALL RISE FOR JUSTICE</u>	Conferences and Seminars	\$2,580.00	avg \$2,580.00/mo	0.01%
427	<u>LARISSA FLANAGAN</u>	Maintenance - Buildings	\$2,550.00	avg \$637.50/mo	0.01%
428	<u>RUSH TRUCK CENTERS OF ARKANSAS INC</u>	Maintenance - Equipment	\$2,535.00	avg \$2,535.00/mo	0.01%
429	<u>OLD REPUBLIC SURETY GROUP</u>	Property Insurance	\$2,500.00	avg \$2,500.00/mo	0.01%
430	<u>BOB BORDELON</u>	Project Right of Way	\$2,500.00	avg \$2,500.00/mo	0.01%
431	<u>FRANCIS VIEN LE</u>	Project Right of Way	\$2,500.00	avg \$2,500.00/mo	0.01%
432	<u>TROTTER ELECTRIC</u>	Maintenance - Buildings	\$2,485.00	avg \$1,242.50/mo	0.01%
433	<u>CONSULTING PSYCHOLOGY OF WESTERN AR INC</u>	Employee Screenings	\$2,475.00	avg \$1,237.50/mo	0.01%
434	<u>ARKANSAS DEPT OF TRANSPORTATION</u>	Program Expense	\$2,452.43	avg \$2,452.43/mo	0.01%
435	<u>BAKER TILLY US LLP</u>	Outside Services	\$2,450.00	avg \$2,450.00/mo	0.01%
436	<u>JODYS TOWING AND RECOVERY</u>	Maintenance - Equipment	\$2,422.23	avg \$605.56/mo	0.01%
437	<u>WHOOSTER INC</u>	Dues & Subscriptions	\$2,400.00	avg \$2,400.00/mo	0.01%
438	<u>DANA SAFETY SUPPLY</u>	Small Equipment	\$2,366.95	avg \$1,659.36/mo	0.01%

#	VENDOR	CATEGORY	AMOUNT	MONTHLY	% TOTAL
439	<u>KING IRRIGATION & LIGHTING INC</u>	Maintenance - Buildings	\$2,363.89	avg \$625.19/mo	0.01%
440	<u>KIMBALL MIDWEST</u>	Small Equipment	\$2,259.44	avg \$1,434.65/mo	0.01%
441	<u>COVE ENVIRONMENTAL LLC</u>	Inspection and Testing	\$2,225.00	avg \$4,450.00/mo	0.01%
442	<u>MICROBAC LABORATORIES INC</u>	Inspection and Testing	\$2,217.25	avg \$2,217.25/mo	0.01%
443	<u>SPECK PUBLISHING LLC</u>	Advertising & Printing	\$2,200.00	avg \$2,200.00/mo	0.01%
444	<u>RHOMAR INDUSTRIES INC.</u>	Maintenance - Equipment	\$2,199.67	avg \$2,725.19/mo	0.01%
445	<u>FORT SMITH PAPER CO</u>	Custodial Equipment & Sup	\$2,165.29	avg \$1,416.20/mo	0.01%
446	<u>MOWER SHOP INC THE</u>	Maintenance - Equipment	\$2,154.27	avg \$994.82/mo	0.01%
447	<u>JOYCE BRADLEY BABIN TRUSTEE</u>	Misc/ Bankruptcy	\$2,150.76	avg \$1,201.72/mo	0.01%
448	<u>A/R ONE TIME PAY VENDOR - ONE TIME PAY</u>	A/R - Water	\$2,122.72	avg \$548.42/mo	0.01%
449	<u>BOUND TREE MEDICAL, LLC</u>	Small Equipment	\$2,091.44	avg \$2,091.44/mo	0.01%
450	<u>FIRST CHOICE COFFEE SERVICES</u>	Custodial Equipment & Supp	\$2,089.08	avg \$522.27/mo	0.01%
451	<u>UNITED WAY OF FORT SMITH AREA INC</u>	United Fund Withheld	\$2,073.11	avg \$1,140.38/mo	0.01%
452	<u>FORT SMITH VETERINARY WELLNESS AND URGENT CARE</u>	Custodial Equipment & Sup	\$2,026.30	avg \$1,213.15/mo	0.01%
453	<u>CON10GENCY CONSULTING LLC</u>	Cap Outlay - Vehicles	\$2,024.20	avg \$2,024.20/mo	0.01%
454	<u>LAMAR TEXAS LIMITED PARTNERSHIP</u>	Special Events	\$2,000.00	avg \$2,000.00/mo	0.01%
455	<u>COMMUNITY BAND OF WESTERN ARKANSAS INC</u>	Special Events	\$2,000.00	avg \$2,000.00/mo	0.01%
456	<u>NATIONAL FIRE SAFETY COUNCIL INC</u>	Advertising & Printing	\$2,000.00	avg \$2,000.00/mo	0.01%
457	<u>MULTI SERVICE TECHNOLOGY SOLUTIONS INC</u>	Uniform Clothing	\$1,978.61	avg \$494.65/mo	0.01%
458	<u>UNIFIRST FIRST AID CORP</u>	Custodial Equipment & Supp	\$1,974.06	avg \$517.63/mo	0.01%
459	<u>SOUTHERN AR UNIVERSITY TECH</u>	Training Materials	\$1,950.00	avg \$635.25/mo	0.01%
460	<u>GIRLS INC</u>	Federal Grant Programs	\$1,925.00	avg \$641.67/mo	0.01%
461	<u>REDDY ICE CORPORATION</u>	Custodial Equipment & Supp	\$1,923.96	avg \$824.58/mo	0.01%

#	VENDOR	CATEGORY	AMOUNT	MONTHLY	% TOTAL
462	NAVIGATE 360 LLC	Communications	\$1,909.62	avg \$1,909.62/mo	0.01%
463	HQC PROPERTIES LLC	Project Right of Way	\$1,905.60	avg \$1,905.60/mo	0.01%
464	STATE OF AR DEPT OF FIN & ADMIN	Garnishment	\$1,898.45	avg \$987.11/mo	0.01%
465	SUNBELT RENTALS INC	Rental Op Lease - Equipmen	\$1,887.66	avg \$760.04/mo	0.01%
466	FORT SMITH BLUE PRINT INC	Arch Engineering Services	\$1,875.32	avg \$636.97/mo	0.01%
467	FLEETPRIDE INC	Maintenance - Equipment	\$1,842.16	avg \$754.04/mo	0.01%
468	LAIRAMORE CORP	Custodial Equipment & Supp	\$1,825.55	avg \$608.52/mo	0.01%
469	ENVISION COMPUTER ASSOCIATES INC	Maintenance - Equipment	\$1,785.95	avg \$892.98/mo	0.01%
470	GRAND TRUCK EQUIPMENT CO LLC	Maintenance - Equipment	\$1,780.26	avg \$1,780.26/mo	0.01%
471	DATAWORKS PLUS LLC	Software Licensing Fees	\$1,780.00	avg \$1,780.00/mo	0.01%
472	SHANNON & WILSON INC	Outside Services	\$1,750.00	avg \$1,750.00/mo	0.01%
473	TYSEN WESTER	Claims and Judgments	\$1,750.00	avg \$1,750.00/mo	0.01%
474	WENDELL PENNINGTON, OWNER	Inspection and Testing	\$1,740.00	avg \$1,740.00/mo	0.01%
475	DARRELLS TIRE & SERVICE CENTER	Maintenance - Equipment	\$1,718.31	avg \$859.15/mo	0.01%
476	SNAP-ON INC	Small Equipment	\$1,710.96	avg \$1,710.96/mo	0.01%
477	PHENOVA INC	Materials	\$1,706.05	avg \$1,706.05/mo	0.01%
478	KEVIN KENNEDY	Education Reimbursement	\$1,699.00	avg \$1,699.00/mo	0.01%
479	PRECISION DRUG SCREENING INC	Employee Screenings	\$1,673.00	avg \$557.67/mo	0.01%
480	FURMAN W CONARD	Maintenance - Equipment	\$1,646.40	avg \$1,646.40/mo	0.01%
481	FORT SMITH HAND THERAPY	Employee Screenings	\$1,645.00	avg \$411.25/mo	0.01%
482	SYSTEM SCALE CORP	Maintenance - Buildings	\$1,642.50	avg \$1,642.50/mo	0.01%
483	AAMSCO IDENTIFICATION PRODUCTS INC	Software Licensing Fees	\$1,641.41	avg \$1,641.41/mo	0.01%
484	MATLOCK ELECTRIC CO INC	Maintenance - Buildings	\$1,631.21	avg \$543.74/mo	0.01%

#	VENDOR	CATEGORY	AMOUNT	MONTHLY	% TOTAL
485	<u>BENEFIT PLUMBING INC</u>	Outside Services	\$1,619.36	avg \$1,619.36/mo	0.01%
486	<u>JE SYSTEMS INC</u>	Maintenance - Buildings	\$1,616.77	avg \$869.16/mo	0.01%
487	<u>JOHNS AUTO CENTER</u>	Maintenance - Equipment	\$1,614.63	avg \$613.69/mo	0.01%
488	<u>ADAM PRATT</u>	Maintenance - Equipment	\$1,580.63	avg \$1,580.63/mo	0.01%
489	<u>THE HEIL CO</u>	Communications	\$1,564.50	avg \$695.33/mo	0.01%
490	<u>ERGON ASPHALT & EMULSIONS INC</u>	Materials	\$1,561.54	avg \$1,561.54/mo	0.01%
491	<u>TIME STRIPING INC</u>	Construction Contracts	\$1,558.75	avg \$1,558.75/mo	0.01%
492	<u>A & G DIESEL SERVICES INC</u>	Maintenance - Equipment	\$1,552.16	avg \$862.31/mo	0.01%
493	<u>MARK RITE LINES EQUIPMENT COMPANY, INC.</u>	Maintenance - Equipment	\$1,551.83	avg \$1,551.83/mo	0.01%
494	<u>GEORGE MCGILL</u>	Lodging	\$1,551.19	avg \$775.60/mo	0.01%
495	<u>RATH AUTO RESOURCES & MEINEKE #2200</u>	Maintenance - Equipment	\$1,540.99	avg \$545.34/mo	0.01%
496	<u>FORT SMITH REGIONAL ALLIANCE</u>	Dues & Subscriptions	\$1,500.00	avg \$1,500.00/mo	0.01%
497	<u>TERMINIX INTERNATIONAL CO LIMITED PARTNERSHIP</u>	Maintenance - Buildings	\$1,494.00	avg \$1,494.00/mo	0.01%
498	<u>FORT SMITH FIRE FIGHTERS FOUNDATION</u>	Uncategorized	\$1,476.00	—	0.01%
499	<u>ATHENS TECHNICAL SPECIALISTS INC.</u>	Maintenance - Equipment	\$1,453.82	avg \$1,453.82/mo	0.01%
500	<u>QUANTUM PROPERTY INC.</u>	A/R - Water	\$1,452.19	avg \$1,452.19/mo	0.01%
501	<u>JJ KELLER & ASSOC INC</u>	Dues & Subscriptions	\$1,450.10	avg \$1,450.10/mo	0.01%
502	<u>ANDERS GROUP INC</u>	Advertising & Printing	\$1,424.15	avg \$1,424.15/mo	0.01%
503	<u>CRYSTAL CLEAN INC</u>	Maintenance - Equipment	\$1,422.93	avg \$1,997.07/mo	0.01%
504	<u>LINDER TOPSOIL INC</u>	Materials	\$1,422.30	avg \$420.23/mo	0.01%
505	<u>BAPTIST HEALTH SERVICES</u>	Training Materials	\$1,401.00	avg \$700.50/mo	0.01%
506	<u>LOGICUBE INC</u>	Software Licensing Fees	\$1,399.72	avg \$1,399.72/mo	0.01%
507	<u>FAIRWAY LAWNS INC</u>	Maintenance - Buildings	\$1,392.00	avg \$1,392.00/mo	0.01%
508	<u>MARIE J WHITE</u>	Project Right of Way	\$1,360.00	avg \$1,360.00/mo	0.01%

#	VENDOR	CATEGORY	AMOUNT	MONTHLY	% TOTAL
509	<u>DAVIS PRINTING INC</u>	Advertising & Printing	\$1,349.99	avg \$703.67/mo	0.01%
510	<u>JANET P MOORE</u>	A/R - Water	\$1,349.37	avg \$1,349.37/mo	0.01%
511	<u>RACHEL RICHARDS</u>	Agency Costs	\$1,342.75	avg \$1,342.75/mo	0.01%
512	<u>STEPHEN BRUCE & ASSOCIATES</u>	Garnishment	\$1,335.01	avg \$637.40/mo	0.01%
513	<u>AR RURAL WATER ASSOC</u>	Dues & Subscriptions	\$1,325.00	avg \$1,325.00/mo	0.01%
514	<u>GW ROWE CORP</u>	Uniform Clothing	\$1,319.18	avg \$1,519.59/mo	0.01%
515	<u>BECDAVIS INC</u>	Maintenance - Buildings	\$1,314.00	avg \$328.50/mo	0.01%
516	<u>THE POPPED POPCORN CO</u>	Special Events	\$1,314.00	avg \$1,314.00/mo	0.01%
517	<u>CANTERBURY FAMILY LLLP</u>	Project Right of Way	\$1,292.00	avg \$1,292.00/mo	0.01%
518	<u>AAA U RENT IT INC</u>	Materials	\$1,289.93	avg \$781.42/mo	0.01%
519	<u>HARCHEM WATER SERVICES</u>	Maintenance - Buildings	\$1,275.00	avg \$850.00/mo	0.01%
520	<u>WELDON WILLIAMS AND LICK INC</u>	Advertising & Printing	\$1,268.26	avg \$634.13/mo	0.01%
521	<u>COMMUNITY TRANSPORTATION ASSOCIATION OF AMERICA</u>	Dues & Subscriptions	\$1,250.00	avg \$1,250.00/mo	0.00%
522	<u>LAWSON PRODUCTS INC</u>	Fleet Inventory	\$1,244.43	avg \$468.76/mo	0.00%
523	<u>MOUNTAIN SPRING WATER</u>	Custodial Equipment & Supp	\$1,239.56	avg \$493.99/mo	0.00%
524	<u>CA STATE DISBURSEMENT UNIT</u>	Child Support	\$1,216.60	avg \$684.34/mo	0.00%
525	<u>DEPAUL SERVICES INC</u>	Outside Services	\$1,211.84	avg \$1,731.20/mo	0.00%
526	<u>MORGAN SUPPLY INC</u>	Custodial Equipment & Supp	\$1,197.16	avg \$1,197.16/mo	0.00%
527	<u>AR RECYCLING COALITION</u>	Dues & Subscriptions	\$1,150.00	avg \$383.33/mo	0.00%
528	<u>FRANCOTYP-POSTALIA INC</u>	Rental Op Lease - Equipmen	\$1,145.44	avg \$286.36/mo	0.00%
529	<u>RIVER VALLEY PLBG</u>	SEP Line Replacement Prog	\$1,141.12	avg \$453.71/mo	0.00%
530	<u>AR DISTRICT & CITY COURT CLERK'S</u>	Dues & Subscriptions	\$1,125.00	avg \$1,125.00/mo	0.00%
531	<u>3M COMPANY</u>	Materials	\$1,108.58	avg \$1,108.58/mo	0.00%

#	VENDOR	CATEGORY	AMOUNT	MONTHLY	% TOTAL
532	<u>SVC ABS LLC</u>	Project Right of Way	\$1,085.00	avg \$1,085.00/mo	0.00%
533	<u>BURTON POOL AND SPA</u>	Materials	\$1,078.52	avg \$1,078.52/mo	0.00%
534	<u>FRONTIER PRECISION</u>	Software Licensing Fees	\$1,055.00	avg \$1,055.00/mo	0.00%
535	<u>HIGH MEADOW BUSINESS SOLUTIONS INC.</u>	Software Licensing Fees	\$1,040.00	avg \$1,040.00/mo	0.00%
536	<u>PITNEY BOWES GLOBAL FINANCIAL SERV LLC</u>	Maintenance - Equipment	\$1,030.97	avg \$515.49/mo	0.00%
537	<u>COOPERATIVE PERSONNEL SERVICES</u>	Examinations - Civil Serv	\$1,021.90	avg \$1,021.90/mo	0.00%
538	<u>BONNIE RODGERS</u>	Project Right of Way	\$1,021.20	avg \$1,021.20/mo	0.00%
539	<u>KEVIN M KING</u>	Project Right of Way	\$1,020.00	avg \$1,020.00/mo	0.00%
540	<u>GARAGE AND GLASS OF ARKANSAS LLC</u>	Maintenance - Buildings	\$1,006.00	avg \$1,006.00/mo	0.00%
541	<u>SARAH R MATTHEWS COMPANY THE</u>	Project Right of Way	\$1,000.00	avg \$1,000.00/mo	0.00%
542	<u>JAMES RELEFORD</u>	Benevolent Fund	\$1,000.00	avg \$1,000.00/mo	0.00%
543	<u>JOBLAB SERVICES</u>	Employee Screenings	\$1,000.00	avg \$333.33/mo	0.00%
544	<u>PARADIGM SOFTWARE LLC</u>	Computer Equipment & Soft	\$1,000.00	avg \$1,527.50/mo	0.00%
545	<u>JAMES MAYS</u>	Benevolent Fund	\$1,000.00	avg \$1,000.00/mo	0.00%
546	<u>CONNIE LACKEY</u>	Benevolent Fund	\$1,000.00	avg \$1,000.00/mo	0.00%
547	<u>AR CONF OF UNITED METHODIST CHURCH</u>	Special Events	\$1,000.00	avg \$1,000.00/mo	0.00%
548	<u>ROY DON SMITH</u>	Maintenance - Buildings	\$1,000.00	avg \$1,000.00/mo	0.00%
549	<u>JAMES HUGHES</u>	Benevolent Fund	\$1,000.00	avg \$1,000.00/mo	0.00%
550	<u>A CLEAN POTTY INC</u>	Program Expense	\$985.51	avg \$392.84/mo	0.00%
551	<u>CUMMINS ALLISON CORP</u>	Rental Op Lease - Equipme	\$963.03	avg \$963.03/mo	0.00%
552	<u>ELEVATOR SAFETY INSPECTION SER INC</u>	Taxes Licenses Permits	\$935.00	avg \$376.67/mo	0.00%
553	<u>THE PRINT CO OF NW ARK</u>	Advertising & Printing	\$917.73	avg \$917.73/mo	0.00%
554	<u>CHEMAQUA</u>	Maintenance - Buildings	\$902.28	avg \$281.96/mo	0.00%

#	VENDOR	CATEGORY	AMOUNT	MONTHLY	% TOTAL
555	PILAR HUITRON-CHAVEZ	Project Right of Way	\$890.00	avg \$890.00/mo	0.00%
556	COOLING SOLUTIONS INC	Maintenance - Equipment	\$876.00	avg \$438.00/mo	0.00%
557	MATTHEW MOSCHNER	Other Travel	\$869.00	avg \$434.50/mo	0.00%
558	ADRIAN MORALES	Other Travel	\$869.00	avg \$434.50/mo	0.00%
559	AW CHESTERTON CO	Inventory - Purchase	\$840.70	avg \$1,547.07/mo	0.00%
560	LANDS END INC	Uniform Clothing	\$835.87	avg \$417.94/mo	0.00%
561	EXTERMCO TERMITE AND PEST CONTROL	Outside Services	\$823.50	avg \$617.62/mo	0.00%
562	MARLIN LEASING CORPORATION	Rental Op Lease - Equipmen	\$813.36	avg \$771.36/mo	0.00%
563	STAR MECHANICAL SUPPLY INC	Maintenance - Equipment	\$809.73	avg \$417.55/mo	0.00%
564	ROBERTS SALVAGE INC	Maintenance - Equipment	\$809.38	avg \$404.69/mo	0.00%
565	KEISHA LADALE MCKINNEY	Digital Marketing	\$800.00	avg \$800.00/mo	0.00%
566	FBI LEEDA	Conferences & Seminars	\$795.00	avg \$795.00/mo	0.00%
567	PURE OX LLC	Materials	\$777.65	avg \$508.18/mo	0.00%
568	TROPHIES UNLIMITED INC.	Small Equipment	\$766.50	avg \$255.50/mo	0.00%
569	SHAMROCK BOLT AND SCREW CO INC	Fleet Inventory	\$766.27	avg \$205.11/mo	0.00%
570	SHERMAN MOORE	Communications	\$764.00	avg \$238.75/mo	0.00%
571	AR FUEL INJECTION OF FORT SMITH INC	Maintenance - Equipment	\$761.03	avg \$761.03/mo	0.00%
572	ARKANSAS BAR ASSOCIATION	Dues & Subscriptions	\$750.00	avg \$750.00/mo	0.00%
573	AR CON TESTING SERVICES INC	Construction Contracts	\$750.00	avg \$187.50/mo	0.00%
574	AIR COMPRESSOR EQUIPMENT CO	Maintenance - Equipment	\$748.53	avg \$748.53/mo	0.00%
575	CASEY LEE CAGLE	Prepaid Travel	\$732.00	avg \$366.00/mo	0.00%
576	ARC FOR THE RIVER VALLEY THE	Federal Grant Programs	\$722.91	avg \$722.91/mo	0.00%
577	FORT SMITH FIREFIGHTERS ASSOCIATION	Fire Association Dues	\$720.00	avg \$221.25/mo	0.00%

#	VENDOR	CATEGORY	AMOUNT	MONTHLY	% TOTAL
578	ABILITIES UNLIMITED INC	Program Expense	\$718.91	avg \$336.93/mo	0.00%
579	CHELSEA DEE MARR	Child Support	\$708.92	avg \$398.77/mo	0.00%
580	ON-TARGET STRATEGIES INC	Conferences & Seminars	\$700.00	avg \$700.00/mo	0.00%
581	WEST TERMITE AND PEST MANAGEMENT INC	Materials	\$696.42	avg \$216.81/mo	0.00%
582	P 01/22/26 2101 100309 A/R - SEWER 560.00	Uncategorized	\$687.33	—	0.00%
583	PROGRESSIVE TRACTOR & IMPLEMENT CO LLC	Maintenance - Equipment	\$683.40	avg \$683.40/mo	0.00%
584	BRENT TOBIAS-ARRIOLA	Prepaid Travel	\$677.00	avg \$338.50/mo	0.00%
585	AAA BUSINESS SYSTEMS	Office Supplies	\$673.43	avg \$673.43/mo	0.00%
586	PALISADE PEST CONTROL LLC	Maintenance - Buildings	\$657.00	avg \$804.83/mo	0.00%
587	GLADIS PEREZ	Project Right of Way	\$648.00	avg \$648.00/mo	0.00%
588	NDT METAL FINISHING INC	Project Right of Way	\$648.00	avg \$648.00/mo	0.00%
589	SAMUEL A ULLOA	Project Right of Way	\$648.00	avg \$648.00/mo	0.00%
590	RUBBER & GASKET OF AMERICA-FORT SMITH	Maintenance - Equipment	\$641.91	avg \$287.50/mo	0.00%
591	GOVCONNECTION INC	Computer Equipment & Softw	\$628.42	avg \$628.42/mo	0.00%
592	CHRIS HOOVER	Other Travel	\$627.76	avg \$286.40/mo	0.00%
593	COURAGE TACTICAL LLC	Uniform Clothing	\$627.42	avg \$313.71/mo	0.00%
594	LAURA LYNCH PA	Custodial Equipment & Sup	\$626.30	avg \$846.30/mo	0.00%
595	CLAUDIA LEONOR VELASQUEZ CANO	A/R - Water	\$626.06	avg \$626.06/mo	0.00%
596	SCENTAIR HOLDINGS INC	Rental Op Lease - Equipmen	\$620.88	avg \$344.93/mo	0.00%
597	ZONES INC	Office Supplies	\$606.57	avg \$808.76/mo	0.00%
598	MATTHEW BENDER AND COMPANY INC DBA	Office Supplies	\$600.08	avg \$246.42/mo	0.00%
599	FULCRUM BIOMETRICS INC	Software Licensing Fees	\$600.00	avg \$600.00/mo	0.00%
600	3SI SECURITY SYSTEMS INC	Dues & Subscriptions	\$600.00	avg \$600.00/mo	0.00%
601	ULINE INC	Small Equipment	\$598.05	avg \$598.05/mo	0.00%

#	VENDOR	CATEGORY	AMOUNT	MONTHLY	% TOTAL
602	<u>NSPE</u>	Dues & Subscriptions	\$598.00	avg \$598.00/mo	0.00%
603	<u>DAVID CORREA AYALA</u>	Project Right of Way	\$590.60	avg \$590.60/mo	0.00%
604	<u>WICHITA WATER CONDITIONING, INC</u>	Custodial Equipment & Supp	\$590.37	avg \$191.65/mo	0.00%
605	<u>ALMA TRACTOR AND EQUIPMENT INC</u>	Maintenance - Equipment	\$588.14	avg \$588.14/mo	0.00%
606	<u>TG ACQUISITION LLC</u>	SWAT Equipment	\$583.46	avg \$583.46/mo	0.00%
607	<u>CRESENTIA S LOHSE</u>	Maintenance - Buildings	\$581.20	avg \$581.20/mo	0.00%
608	<u>POLICE EXECUTIVE RESEARCH FORUM</u>	Dues & Subscriptions	\$575.00	avg \$575.00/mo	0.00%
609	<u>THE DOWLER LAW FIRM</u>	Garnishment	\$572.04	avg \$454.98/mo	0.00%
610	<u>JOSHUA MARK MCCLEOD</u>	Prepaid Travel	\$565.00	avg \$282.50/mo	0.00%
611	<u>SHAWN GARD</u>	Other Travel	\$559.00	avg \$559.00/mo	0.00%
612	<u>JESSE BENNETT</u>	Prepaid Travel	\$559.00	avg \$559.00/mo	0.00%
613	<u>DUANE MCDONALD</u>	Prepaid Travel	\$557.00	avg \$397.50/mo	0.00%
614	<u>THE ABY MFG GROUP DBA</u>	Uniform Clothing	\$544.10	avg \$696.54/mo	0.00%
615	<u>UNIVERSITY OF ARKANSAS FORT SMITH</u>	Training Materials	\$537.00	avg \$537.00/mo	0.00%
616	<u>JAQUELINE L COLLINS</u>	Air Travel	\$527.76	avg \$527.76/mo	0.00%
617	<u>JEFF DINGMAN</u>	Other Travel	\$507.20	avg \$322.60/mo	0.00%
618	<u>SENECA COMPANIES</u>	Maintenance - Equipment	\$503.15	avg \$503.15/mo	0.00%
619	<u>SARAH BYERS</u>	Air Travel	\$501.78	avg \$501.78/mo	0.00%
620	<u>PHARIS BROADCASTING INC</u>	Special Events	\$500.00	avg \$500.00/mo	0.00%
621	<u>JOHN T KOPTA</u>	Special Events	\$500.00	avg \$500.00/mo	0.00%
622	<u>JANIE I PORTA</u>	A/R - Water	\$499.77	avg \$499.77/mo	0.00%
623	<u>STOP STICK LTD</u>	Small Equipment	\$493.85	avg \$493.85/mo	0.00%
624	<u>STEVEN W FISHER</u>	Federal Grant Programs	\$492.75	avg \$492.75/mo	0.00%

#	VENDOR	CATEGORY	AMOUNT	MONTHLY	% TOTAL
625	AAA BACKFLOW OF NORTHWEST ARKANSAS LLC	Maintenance - Buildings	\$489.47	avg \$489.47/mo	0.00%
626	GREAT AMERICA LEASING CORP	Rental Op Lease - Equipme	\$484.14	avg \$212.01/mo	0.00%
627	TRENCHLESS LEAK DETECTION	Outside Services	\$475.00	avg \$475.00/mo	0.00%
628	USED OIL SERVICE CO INC	Fleet Inventory	\$470.00	avg \$190.00/mo	0.00%
629	HUDSON DAVID NOEL	Prepaid Travel	\$462.00	avg \$462.00/mo	0.00%
630	ETHAN XAVIER SPILLERS	Prepaid Travel	\$462.00	avg \$462.00/mo	0.00%
631	SCOTT N EAST	Prepaid Travel	\$462.00	avg \$462.00/mo	0.00%
632	ROBERT MARTIN	Other Travel	\$456.91	avg \$234.72/mo	0.00%
633	LESLIE HARMS	A/R - Water	\$456.70	avg \$456.70/mo	0.00%
634	DANA KILLIAN	Project Right of Way	\$454.50	avg \$454.50/mo	0.00%
635	GREATER FT SMITH ASSOCIATION OF	Dues & Subscriptions	\$450.00	avg \$450.00/mo	0.00%
636	VAUGHN DECOSTER	Employee Screenings	\$450.00	avg \$225.00/mo	0.00%
637	BRITNEY NICOLE MARINELLO	Other Travel	\$440.82	avg \$440.82/mo	0.00%
638	P 01/29/26 2101 100309 A/R - SEWER 266.19	Uncategorized	\$427.47	—	0.00%
639	JEFFREY LUM	Prepaid Travel	\$425.00	avg \$425.00/mo	0.00%
640	MAC MCHAM	Prepaid Travel	\$425.00	avg \$425.00/mo	0.00%
641	BRIAN'S LOCK & SAFE INC.	Maintenance - Equipment	\$421.58	avg \$186.15/mo	0.00%
642	JOSHUA ESTRADA	Other Travel	\$420.75	avg \$210.38/mo	0.00%
643	THE ROOP LAW FIRM	Legal Services	\$420.00	avg \$420.00/mo	0.00%
644	JOHN TYLER FUERST	Prepaid Travel	\$407.00	avg \$407.00/mo	0.00%
645	BREAK THE ICE MEDIA INC	Dues & Subscriptions	\$400.00	avg \$400.00/mo	0.00%
646	JEFF JEFFRIES	Conferences & Seminars	\$400.00	avg \$400.00/mo	0.00%
647	APPLIED INDUSTRIAL TECHNOLOGIES	Maintenance - Equipment	\$398.12	avg \$199.06/mo	0.00%
648	MARIA MORALES	Prepaid Travel	\$382.16	avg \$127.39/mo	0.00%

#	VENDOR	CATEGORY	AMOUNT	MONTHLY	% TOTAL
649	<u>COMPASS GROUP</u>	Special Events	\$378.93	avg \$378.93/mo	0.00%
650	<u>JAMIE FRANCIS</u>	Prepaid Travel	\$378.00	avg \$378.00/mo	0.00%
651	<u>COPELAND RENTALS LLC</u>	Project Right of Way	\$374.40	avg \$374.40/mo	0.00%
652	<u>HUMBARD CONTRACTING</u>	A/R - Water	\$373.23	avg \$373.23/mo	0.00%
653	<u>TEXAS CHILD SUPPORT SDU</u>	Child Support	\$369.24	avg \$207.70/mo	0.00%
654	<u>ENVIRONMENTAL PRODUCTS GROUP INC</u>	Fleet Inventory	\$368.58	avg \$184.29/mo	0.00%
655	<u>EARLINE SATTERFIELD</u>	A/R - Water	\$367.45	avg \$367.45/mo	0.00%
656	<u>AR DEPT OF HEALTH</u>	Taxes Licenses Permits	\$365.00	avg \$117.50/mo	0.00%
657	<u>THE PLANT PEOPLE INC</u>	Special Events	\$362.00	avg \$362.00/mo	0.00%
658	<u>DERRICK MICHAEL DOWDY</u>	Prepaid Travel	\$357.00	avg \$357.00/mo	0.00%
659	<u>RUNTIME TECHNOLOGIES, LLC</u>	Outside Services	\$351.28	avg \$351.28/mo	0.00%
660	<u>STEVE DIMMITT</u>	Other Travel	\$350.40	avg \$350.40/mo	0.00%
661	<u>INDUSTRIAL SPLICING AND SLING LLC</u>	Maintenance - Equipment	\$346.22	avg \$173.11/mo	0.00%
662	<u>RANDY SWAIM</u>	Prepaid Travel	\$344.00	avg \$344.00/mo	0.00%
663	<u>LITTLEFIELD OIL COMPANY INC</u>	Fuel & Lubricant	\$341.63	avg \$341.63/mo	0.00%
664	<u>FORT SMITH REGIONAL CHAMBER OF</u>	Dues & Subscriptions	\$336.00	avg \$336.00/mo	0.00%
665	<u>COLTON PACE</u>	Prepaid Travel	\$335.20	avg \$335.20/mo	0.00%
666	<u>MUNICIPAL POLICE ASSOCIATION</u>	Union Dues - Police	\$330.00	avg \$110.00/mo	0.00%
667	<u>MR PLASTIC INC</u>	Program Expense	\$328.50	avg \$328.50/mo	0.00%
668	<u>SPEEDY LOANS</u>	Garnishment	\$325.68	avg \$226.95/mo	0.00%
669	<u>BUTTERFIELD DISTRICT 5</u>	Outside Services	\$325.00	avg \$325.00/mo	0.00%
670	<u>DOLLAR GENERAL #1650</u>	A/R - Sanitation	\$323.68	avg \$323.68/mo	0.00%
671	<u>P 01/15/26 2101 100309 A/R - SEWER 183.75</u>	A/R - Late Fees	\$317.16	avg \$28.88/mo	0.00%

#	VENDOR	CATEGORY	AMOUNT	MONTHLY	% TOTAL
672	<u>THE BUCKLEY FIRM</u>	Legal Services	\$315.00	avg \$315.00/mo	0.00%
673	<u>ARKANSAS PRESS ASSOCIATON, INC</u>	Advertising & Printing	\$315.00	avg \$315.00/mo	0.00%
674	<u>FUSION HEAT & AIR LLC</u>	Maintenance - Buildings	\$314.77	avg \$314.77/mo	0.00%
675	<u>LARRYS DRIVESHAFT SERVICE INC</u>	Maintenance - Equipment	\$313.87	avg \$313.87/mo	0.00%
676	<u>OLAN CLARENCE JAMES III</u>	Allowances - Misc	\$311.59	avg \$155.79/mo	0.00%
677	<u>SOLID WASTE ASSOCIATION OF NORTH</u>	Conferences & Seminars	\$305.00	avg \$305.00/mo	0.00%
678	<u>RICHARD PROCTOR</u>	Prepaid Travel	\$302.00	avg \$302.00/mo	0.00%
679	<u>DAVID WESLEY WILLIAMS</u>	Prepaid Travel	\$302.00	avg \$302.00/mo	0.00%
680	<u>JAMES B STANLEY</u>	Prepaid Travel	\$302.00	avg \$302.00/mo	0.00%
681	<u>KREU/LA RAZA 92.3</u>	Advertising & Printing	\$300.00	avg \$300.00/mo	0.00%
682	<u>TODD MITTGE</u>	Dues & Subscriptions	\$300.00	avg \$300.00/mo	0.00%
683	<u>ADMINISTRATIVE OFFICE OF COURTS</u>	Conferences & Seminars	\$300.00	avg \$300.00/mo	0.00%
684	<u>AR TRANSIT ASSOC</u>	Dues & Subscriptions	\$300.00	avg \$300.00/mo	0.00%
685	<u>THOMAS BRASHIER</u>	Prepaid Travel	\$298.00	avg \$298.00/mo	0.00%
686	<u>CAMBERED CUSTOMS</u>	Small Equipment	\$295.64	avg \$295.64/mo	0.00%
687	<u>KEN KENNEDY</u>	A/R - Water	\$290.14	avg \$145.07/mo	0.00%
688	<u>NATALIE DURANT</u>	Other Travel	\$288.30	avg \$288.30/mo	0.00%
689	<u>AUTOZONE STORES</u>	Maintenance - Equipment	\$280.20	avg \$280.20/mo	0.00%
690	<u>JASON SCARBOROUGH</u>	Prepaid Travel	\$280.00	avg \$280.00/mo	0.00%
691	<u>KANSAS PAYMENT CENTER</u>	Child Support	\$278.77	avg \$836.31/mo	0.00%
692	<u>J-SIX DEVELOPMENT</u>	A/R - Water	\$277.77	avg \$277.77/mo	0.00%
693	<u>AMY JONES</u>	Allowances - Misc	\$277.00	avg \$138.50/mo	0.00%
694	<u>TRI-TECH FORENSICS INC</u>	Materials	\$275.94	avg \$275.94/mo	0.00%

#	VENDOR	CATEGORY	AMOUNT	MONTHLY	% TOTAL
695	FABER & BRAND LLC	Garnishment	\$275.07	avg \$212.54/mo	0.00%
696	ANGUS GREGORY BRADFORD	Prepaid Travel	\$275.00	avg \$275.00/mo	0.00%
697	PHIL HASSETT INC	Maintenance - Equipment	\$273.75	avg \$273.75/mo	0.00%
698	ALLSTATE TERMITE AND PEST SOLUTIONS INC	Outside Services	\$273.75	avg \$68.44/mo	0.00%
699	MTM RECOGNITION CORP	Uniform Clothing	\$268.28	avg \$268.28/mo	0.00%
700	FREDDYS APPLIANCE REPAIR INC	Maintenance - Equipment	\$268.22	avg \$268.22/mo	0.00%
701	TERRY RANKIN	Prepaid Travel	\$264.72	avg \$264.72/mo	0.00%
702	ALL MAKES AUTOS	A/R - Water	\$263.43	avg \$263.43/mo	0.00%
703	JERRY D KNIGHT	A/R - Water	\$263.34	avg \$263.34/mo	0.00%
704	ANTHONY PARKINSON	Prepaid Travel	\$263.00	avg \$263.00/mo	0.00%
705	JOSHUA JOHNSON	Prepaid Travel	\$263.00	avg \$263.00/mo	0.00%
706	RAYCO ENTERPRISES INC DBA DOCU PRINT	Office Supplies	\$257.33	avg \$257.33/mo	0.00%
707	MARLENI S LINARES	Project Right of Way	\$255.00	avg \$255.00/mo	0.00%
708	ALERT ALARM SYSTEMS INC	Outside Services	\$252.15	avg \$104.17/mo	0.00%
709	SO STATES POLICE BENEVOLENT ASSOC	South States Police Ben As	\$252.00	avg \$63.00/mo	0.00%
710	NELSON GREENHOUSES	Materials	\$251.85	avg \$251.85/mo	0.00%
711	AR ASSOC OF CHIEFS OF POLICE	Dues & Subscriptions	\$250.00	avg \$250.00/mo	0.00%
712	PETTY CASH	PETTY CASH FUND	\$250.00	avg \$250.00/mo	0.00%
713	BRADLEY MARION	Prepaid Travel	\$249.00	avg \$249.00/mo	0.00%
714	CRAIG ALLEN SHARP	Prepaid Travel	\$249.00	avg \$249.00/mo	0.00%
715	BILLIE ROBISON	A/R - Water	\$248.47	avg \$248.47/mo	0.00%
716	DANIA G MORADEL GALEAS	A/R - Water	\$247.92	avg \$247.92/mo	0.00%
717	TEECO SAFETY INC	Uniform Clothing	\$247.90	avg \$96.50/mo	0.00%

#	VENDOR	CATEGORY	AMOUNT	MONTHLY	% TOTAL
718	<u>LEE KEMP</u>	Other Travel	\$247.40	avg \$247.40/mo	0.00%
719	<u>YOUR TOTAL FITNESS SHOP INC</u>	Maintenance - Equipment	\$246.38	avg \$246.38/mo	0.00%
720	<u>ANDREWS PLUMBING AND HEATING CO INC</u>	Outside Services	\$245.25	avg \$245.25/mo	0.00%
721	<u>AMERIGAS PROPANE LP</u>	Materials	\$244.09	avg \$244.09/mo	0.00%
722	<u>TOM'S HEATING AND AIR CONDITIONING LLC</u>	Maintenance - Buildings	\$243.20	avg \$243.20/mo	0.00%
723	<u>JOSHUA M BUCHFINK</u>	Other Travel	\$240.15	avg \$240.15/mo	0.00%
724	<u>MALONE'S MECHANICAL, INC.</u>	Maintenance - Buildings	\$234.57	avg \$234.57/mo	0.00%
725	<u>LAUREL SWICEGOOD</u>	Allowances - Misc	\$232.19	avg \$77.40/mo	0.00%
726	<u>JAMES GENTRY III</u>	Other Travel	\$229.10	avg \$229.10/mo	0.00%
727	<u>AG WITT LLC</u>	FEMA Consultant	\$225.00	avg \$225.00/mo	0.00%
728	<u>CREATION WITH A PURPOSE</u>	A/R - Water	\$219.80	avg \$219.80/mo	0.00%
729	<u>JEFFREY WAYNE BRANCH</u>	Prepaid Travel	\$219.50	avg \$219.50/mo	0.00%
730	<u>LINDA WHITED</u>	Project Right of Way	\$218.00	avg \$218.00/mo	0.00%
731	<u>WANDA FOSTER</u>	A/R - Water	\$212.14	avg \$212.14/mo	0.00%
732	<u>JOHN WRIGHT ASSOCIATES</u>	Small Equipment	\$212.00	avg \$212.00/mo	0.00%
733	<u>SAMUEL M TERRY</u>	Prepaid Travel	\$210.80	avg \$210.80/mo	0.00%
734	<u>BAYSINGER POLICE SUPPLY INC</u>	Uniform Clothing	\$210.68	avg \$210.68/mo	0.00%
735	<u>MATT D CLUCK</u>	A/R - Water	\$208.66	avg \$208.66/mo	0.00%
736	<u>AWW AND WEA</u>	Dues & Subscriptions	\$208.00	avg \$69.33/mo	0.00%
737	<u>ELIZABETH KATE SPRUELL</u>	Project Right of Way	\$207.50	avg \$207.50/mo	0.00%
738	<u>GARETH PEREIRA</u>	Project Right of Way	\$207.50	avg \$207.50/mo	0.00%
739	<u>WASTE MANAGEMENT OF VAN BUREN</u>	Outside Services	\$206.85	avg \$411.28/mo	0.00%
740	<u>DANNY O'CONNOR</u>	Prepaid Travel	\$205.00	avg \$205.00/mo	0.00%

#	VENDOR	CATEGORY	AMOUNT	MONTHLY	% TOTAL
741	<u>KEITH SHELBY</u>	Prepaid Travel	\$205.00	avg \$205.00/mo	0.00%
742	<u>JAMES BROWN</u>	Project Right of Way	\$200.00	avg \$100.00/mo	0.00%
743	<u>ICMA MEMBERSHIP RENEWALS</u>	Dues & Subscriptions	\$200.00	avg \$200.00/mo	0.00%
744	<u>ZIVAH TONEY</u>	Project Right of Way	\$200.00	avg \$200.00/mo	0.00%
745	<u>DIEM QUYNH NGUYEN</u>	A/R - Water	\$198.66	avg \$198.66/mo	0.00%
746	<u>JENNIFER SMITH</u>	A/R - Water	\$198.04	avg \$198.04/mo	0.00%
747	<u>MID AMERICAN SIGNAL INC</u>	Materials	\$196.01	avg \$196.01/mo	0.00%
748	<u>RANGER SHREDDING</u>	Utilities	\$196.00	avg \$98.00/mo	0.00%
749	<u>MHC KENWORTH VAN BUREN</u>	Inventory - Purchase	\$193.04	avg \$193.04/mo	0.00%
750	<u>DOUGLAS K SKOKOS</u>	A/R - Water	\$188.46	avg \$188.46/mo	0.00%
751	<u>BRENTON ODLE</u>	Other Travel	\$188.00	avg \$188.00/mo	0.00%
752	<u>DAVID MATTAS</u>	Other Travel	\$188.00	avg \$188.00/mo	0.00%
753	<u>PREMISE HEALTH SYSTEMS INC</u>	Employee Wellness Program	\$186.00	avg \$186.00/mo	0.00%
754	<u>KRISTINA E TAYLOR - SHEPHERD</u>	A/R - Water	\$181.87	avg \$181.87/mo	0.00%
755	<u>PROPIO LS LLC</u>	Outside Services	\$180.92	avg \$45.23/mo	0.00%
756	<u>WATER ENVIRONMENT FEDERATION</u>	Dues & Subscriptions	\$178.00	avg \$178.00/mo	0.00%
757	<u>YARBROUGH PROPERTIES</u>	A/R - Water	\$174.41	avg \$174.41/mo	0.00%
758	<u>ROSE TEDFORD</u>	Prepaid Travel	\$163.80	avg \$163.80/mo	0.00%
759	<u>VERONICA HENRY</u>	Prepaid Travel	\$163.80	avg \$163.80/mo	0.00%
760	<u>RACHEL J SIMS</u>	Prepaid Travel	\$163.80	avg \$163.80/mo	0.00%
761	<u>MORGAN BARKER</u>	Prepaid Travel	\$163.80	avg \$163.80/mo	0.00%
762	<u>FRANCISCO J REYES</u>	A/R - Water	\$159.61	avg \$159.61/mo	0.00%
763	<u>GARY W YEAKLEY</u>	A/R - Water	\$156.85	avg \$156.85/mo	0.00%

#	VENDOR	CATEGORY	AMOUNT	MONTHLY	% TOTAL
764	<u>JESSICA JEAN WALLACE HEICHBERGER</u>	Training Materials	\$155.75	avg \$51.92/mo	0.00%
765	<u>SANDIVEL LOPEZ</u>	Prepaid Travel	\$154.00	avg \$154.00/mo	0.00%
766	<u>CENTRAL LAUNDRY EQUIPMENT</u>	Maintenance - Equipment	\$153.30	avg \$153.30/mo	0.00%
767	<u>RYAN D EDWARDS</u>	A/R - Water	\$151.88	avg \$151.88/mo	0.00%
768	<u>DIGNA MEJIA VELASQUEZ</u>	Project Right of Way	\$151.50	avg \$151.50/mo	0.00%
769	<u>MARY LOUIS RACHEL</u>	Project Right of Way	\$150.00	avg \$150.00/mo	0.00%
770	<u>ARKANSAS BLACK MAYORS ASSOCIATION</u>	Dues & Subscriptions	\$150.00	avg \$150.00/mo	0.00%
771	<u>NINFA PEREZ VARGAS</u>	Project Right of Way	\$150.00	avg \$150.00/mo	0.00%
772	<u>DUSTIN BRADSHAW</u>	Prepaid Travel	\$149.00	avg \$149.00/mo	0.00%
773	<u>MITCHELL PARKER</u>	Prepaid Travel	\$149.00	avg \$149.00/mo	0.00%
774	<u>DRONE NERDS INC</u>	Small Equipment	\$146.74	avg \$146.74/mo	0.00%
775	<u>KAREN HAINLINE</u>	Project Right of Way	\$145.00	avg \$145.00/mo	0.00%
776	<u>CHRISTOPHER G TURPIN</u>	Prepaid Travel	\$137.00	avg \$137.00/mo	0.00%
777	<u>RYAN HIGNITE</u>	Prepaid Travel	\$137.00	avg \$137.00/mo	0.00%
778	<u>FRED TROBAUGH</u>	A/R - Water	\$134.53	avg \$134.53/mo	0.00%
779	<u>LOGAN TAYLOR</u>	Other Travel	\$134.00	avg \$67.00/mo	0.00%
780	<u>HUNTER J EARLS</u>	A/R - Water	\$125.00	avg \$125.00/mo	0.00%
781	<u>JOSE SANCHEZ</u>	Project - Right of Way	\$125.00	avg \$125.00/mo	0.00%
782	<u>ANGELICA SANCHEZ</u>	Project - Right of Way	\$125.00	avg \$125.00/mo	0.00%
783	<u>BERNICE KNAULS</u>	A/R - Water	\$125.00	avg \$125.00/mo	0.00%
784	<u>JAMES HOLLAND</u>	A/R - Water	\$123.34	avg \$123.34/mo	0.00%
785	<u>STANDARD BUSINESS SYSTEM INC</u>	Software Licensing Fees	\$110.38	avg \$110.38/mo	0.00%
786	<u>LORI RAMSEY</u>	Other Travel	\$107.13	avg \$53.57/mo	0.00%

#	VENDOR	CATEGORY	AMOUNT	MONTHLY	% TOTAL
787	<u>PAMELA NICOLE MILLER</u>	Other Travel	\$107.01	avg \$107.01/mo	0.00%
788	<u>JOE M PARKER LIVING TRUST</u>	A/R - Water	\$106.80	avg \$106.80/mo	0.00%
789	<u>MIDWEST TYPE AND PRINTING INC</u>	Advertising & Printing	\$104.03	avg \$104.03/mo	0.00%
790	<u>JOSHUA ORTEGA</u>	A/R - Water	\$102.20	avg \$102.20/mo	0.00%
791	<u>CENTRAL PREP CENTER</u>	A/R - Water	\$101.93	avg \$101.93/mo	0.00%
792	<u>CAROL L DEAN</u>	A/R - Water	\$100.61	avg \$100.61/mo	0.00%
793	<u>PIONEER PUBLISHING</u>	Digital Marketing	\$100.00	avg \$100.00/mo	0.00%
794	<u>CHAU NGOC TRAN</u>	Project Right of Way	\$100.00	avg \$100.00/mo	0.00%
795	<u>DANIEL BROYLES</u>	Project Right of Way	\$100.00	avg \$100.00/mo	0.00%
796	<u>SANTIAGO FIGUEROA</u>	Project Right of Way	\$100.00	avg \$100.00/mo	0.00%
797	<u>MITCHELL VINSANT</u>	Other Travel	\$100.00	avg \$25.00/mo	0.00%
798	<u>IAN BOLANTE</u>	Training Materials	\$100.00	avg \$25.00/mo	0.00%
799	<u>MATTHEW WILLIAM LEWIS</u>	Other Travel	\$100.00	avg \$25.00/mo	0.00%
800	<u>DEVIN JOHN DEERINWATER</u>	Other Travel	\$100.00	avg \$25.00/mo	0.00%
801	<u>KEITH DELANEY WILSON</u>	Other Travel	\$100.00	avg \$25.00/mo	0.00%
802	<u>MELISSA ARNOLD</u>	Training Materials	\$100.00	avg \$25.00/mo	0.00%
803	<u>ODIS L. PILGRIM II</u>	Training Materials	\$100.00	avg \$25.00/mo	0.00%
804	<u>TALON</u>	Dues & Subscriptions	\$100.00	avg \$100.00/mo	0.00%
805	<u>DARYL CLIFTON</u>	Project Right of Way	\$100.00	avg \$100.00/mo	0.00%
806	<u>MARIA L CHAVEZ</u>	A/R - Lot Clean Up	\$100.00	avg \$100.00/mo	0.00%
807	<u>EMILY G JACKS</u>	A/R - Water	\$100.00	avg \$100.00/mo	0.00%
808	<u>WESTERN AR HUMAN RESOURCE ASSOCIATION</u>	Conferences & Seminars	\$100.00	avg \$33.33/mo	0.00%
809	<u>WYNDCHASE HOMES LLC</u>	A/R - Water	\$100.00	avg \$100.00/mo	0.00%

#	VENDOR	CATEGORY	AMOUNT	MONTHLY	% TOTAL
810	<u>STEVEN M KESNER</u>	Project Right of Way	\$100.00	avg \$100.00/mo	0.00%
811	<u>STATE OF AR DEPT OF LABOR</u>	Maintenance - Buildings	\$100.00	avg \$100.00/mo	0.00%
812	<u>GUARDIAN ALLIANCE TECHNOLOGIES INC</u>	Employee Screenings	\$100.00	avg \$100.00/mo	0.00%
813	<u>DARRYL CRAIN</u>	Project Right of Way	\$100.00	avg \$100.00/mo	0.00%
814	<u>BRICE ALLEN</u>	Project Right of Way	\$100.00	avg \$100.00/mo	0.00%
815	<u>KIMBERLI A MURDOCK GRAHAM</u>	Project Right of Way	\$100.00	avg \$100.00/mo	0.00%
816	<u>T CURTIS HANEY</u>	Project Right of Way	\$100.00	avg \$100.00/mo	0.00%
817	<u>GLENDA EDWARDS</u>	Project Right of Way	\$100.00	avg \$100.00/mo	0.00%
818	<u>LEO DROLSHAGEN IIII</u>	Project Right of Way	\$100.00	avg \$100.00/mo	0.00%
819	<u>JONATHAN NEUBAUER</u>	Project Right of Way	\$100.00	avg \$100.00/mo	0.00%
820	<u>YESENIA E SAVVEDRA GARCIA</u>	A/R - Water	\$99.93	avg \$99.93/mo	0.00%
821	<u>WARNEY J MONTOYA SIERRA</u>	A/R - Water	\$98.28	avg \$98.28/mo	0.00%
822	<u>RECORDS CONSULTANTS INC</u>	Utilities	\$98.00	avg \$196.00/mo	0.00%
823	<u>CODY BROWN</u>	A/R - Water	\$95.97	avg \$95.97/mo	0.00%
824	<u>HEIDI LEVENSON</u>	A/R - Water	\$95.81	avg \$95.81/mo	0.00%
825	<u>JACQUELINE TOBIAS</u>	Prepaid Travel	\$95.00	avg \$95.00/mo	0.00%
826	<u>SPARKS</u>	A/R - Sanitation	\$93.28	avg \$93.28/mo	0.00%
827	<u>DEVIN WILLIAMS</u>	Taxes Licenses Permits	\$93.08	avg \$93.08/mo	0.00%
828	<u>MACKS AUTO CENTER LLC</u>	Maintenance - Equipment	\$93.08	avg \$93.08/mo	0.00%
829	<u>JONATHAN D OBERMARK</u>	A/R - Water	\$92.74	avg \$92.74/mo	0.00%
830	<u>BILL MCFERRAN</u>	Other Travel	\$90.00	avg \$45.00/mo	0.00%
831	<u>THOMAS ELECTRIC INC</u>	Maintenance - Buildings	\$90.00	avg \$90.00/mo	0.00%
832	<u>ANOOP KUMAR</u>	A/R - Water	\$89.84	avg \$89.84/mo	0.00%

#	VENDOR	CATEGORY	AMOUNT	MONTHLY	% TOTAL
833	<u>MARKHAM RESTAURANT SUPPLY CO INC</u>	Small Equipment	\$87.88	avg \$87.88/mo	0.00%
834	<u>BRANDON SHARP</u>	Prepaid Travel	\$84.00	avg \$84.00/mo	0.00%
835	<u>ELOY Y MARTINEZ</u>	A/R - Water	\$83.85	avg \$83.85/mo	0.00%
836	<u>JASMINE R CHACON</u>	A/R - Water	\$83.82	avg \$83.82/mo	0.00%
837	<u>BASS ENTERPRISES INC., DBA NOVUS</u>	Maintenance - Equipment	\$82.13	avg \$153.31/mo	0.00%
838	<u>DOLLAR GENERAL #4603</u>	A/R - Sanitation	\$81.81	avg \$81.81/mo	0.00%
839	<u>J & N LE FARMS LLC</u>	A/R - Water	\$81.03	avg \$81.03/mo	0.00%
840	<u>CHRISTINE A SHAFFER</u>	A/R - Water	\$79.70	avg \$79.70/mo	0.00%
841	<u>GDS & ASSOCIATES</u>	Advertising & Printing	\$78.58	avg \$78.58/mo	0.00%
842	<u>TAMI RENEE WOOD</u>	Other Travel	\$77.77	avg \$38.88/mo	0.00%
843	<u>JUDY WALLS</u>	A/R - Water	\$76.04	avg \$76.04/mo	0.00%
844	<u>KEELING CO</u>	Materials	\$75.97	avg \$75.97/mo	0.00%
845	<u>DANIEL W FRANKLIN</u>	A/R - Water	\$75.36	avg \$75.36/mo	0.00%
846	<u>CHRISTOPHER BOYD</u>	Taxes Licenses Permits	\$75.11	avg \$75.11/mo	0.00%
847	<u>GUY MOON</u>	Other Travel	\$75.00	avg \$25.00/mo	0.00%
848	<u>DARREN BONDS</u>	Other Travel	\$75.00	avg \$25.00/mo	0.00%
849	<u>DYLAN LEARMONT</u>	Training Materials	\$75.00	avg \$25.00/mo	0.00%
850	<u>HOMER MUELLER</u>	Other Travel	\$75.00	avg \$25.00/mo	0.00%
851	<u>JOHN BEARD</u>	Training Materials	\$75.00	avg \$25.00/mo	0.00%
852	<u>MIKE CROSLIN</u>	Other Travel	\$75.00	avg \$25.00/mo	0.00%
853	<u>KYLA KELLEY</u>	Training Materials	\$75.00	avg \$25.00/mo	0.00%
854	<u>REED MEAGAN</u>	Other Travel	\$75.00	avg \$25.00/mo	0.00%
855	<u>TANNER.RONNY</u>	Other Travel	\$75.00	avg \$25.00/mo	0.00%

#	VENDOR	CATEGORY	AMOUNT	MONTHLY	% TOTAL
856	<u>STEPHEN HIGNITE</u>	Other Travel	\$75.00	avg \$25.00/mo	0.00%
857	<u>ANDREA WINTERS</u>	Other Travel	\$75.00	avg \$25.00/mo	0.00%
858	<u>MIGUEL MORALES</u>	Other Travel	\$75.00	avg \$25.00/mo	0.00%
859	<u>MICHELLE REYES MACIAS</u>	A/R - Water	\$73.36	avg \$73.36/mo	0.00%
860	<u>CALEY E ROBLES</u>	A/R - Water	\$72.64	avg \$72.64/mo	0.00%
861	<u>BRYAN G NHAM</u>	A/R - Water	\$72.13	avg \$72.13/mo	0.00%
862	<u>JAMES FLEMING BIRCH</u>	A/R - Water	\$72.04	avg \$72.04/mo	0.00%
863	<u>KAIA L LARSEN</u>	A/R - Water	\$71.97	avg \$71.97/mo	0.00%
864	<u>PAMELA S FLAKE KEMPER</u>	A/R - Water	\$71.88	avg \$71.88/mo	0.00%
865	<u>LEIGH A BLAKE</u>	A/R - Water	\$71.63	avg \$71.63/mo	0.00%
866	<u>GENE A DELLAVALLE JR</u>	A/R - Water	\$70.97	avg \$70.97/mo	0.00%
867	<u>BRYAN NHAM</u>	A/R - Water	\$70.97	avg \$70.97/mo	0.00%
868	<u>PELE PHAXAY</u>	A/R - Water	\$70.97	avg \$70.97/mo	0.00%
869	<u>PATTON PDR, LLC</u>	A/R - Sanitation	\$68.83	avg \$68.83/mo	0.00%
870	<u>AROK REALTY LLC</u>	A/R - Water	\$68.03	avg \$68.03/mo	0.00%
871	<u>CHARLES HALEY</u>	Other Travel	\$68.00	avg \$34.00/mo	0.00%
872	<u>BILL BUTLER</u>	Custodial Equipment & Sup	\$65.64	avg \$65.64/mo	0.00%
873	<u>GROUND EFFECTS LAWN & LANDSCAPING INC</u>	Maintenance - Buildings	\$65.00	avg \$65.00/mo	0.00%
874	<u>VALERIE C DANG</u>	A/R - Water	\$63.93	avg \$63.93/mo	0.00%
875	<u>SARA G COBIAN</u>	A/R - Water	\$61.69	avg \$61.69/mo	0.00%
876	<u>FRANCES E WILLIS</u>	A/R - Water	\$60.20	avg \$60.20/mo	0.00%
877	<u>KRISTEN CRAIN-ROBINSON</u>	A/R - Water	\$60.02	avg \$60.02/mo	0.00%
878	<u>LANGUAGE TESTING INTERNATIONAL, INC.</u>	Examinations - Civil Serv	\$60.00	avg \$60.00/mo	0.00%

#	VENDOR	CATEGORY	AMOUNT	MONTHLY	% TOTAL
879	<u>NATHAN AUSTIN LEE BURDICK</u>	A/R - Water	\$59.29	avg \$59.29/mo	0.00%
880	<u>AGNALDO L MEDEIROS</u>	A/R - Water	\$58.85	avg \$58.85/mo	0.00%
881	<u>SIHA SIVILAY</u>	A/R - Water	\$58.85	avg \$58.85/mo	0.00%
882	<u>ISAIAS MANGANDI RAMOS</u>	A/R - Water	\$57.39	avg \$57.39/mo	0.00%
883	<u>DANNIE G TOWNLEY JR</u>	A/R - Water	\$55.97	avg \$55.97/mo	0.00%
884	<u>COBB BROTHERS</u>	A/R - Lot Clean Up	\$53.42	avg \$53.42/mo	0.00%
885	<u>REBECCA D FRUEH</u>	A/R - Water	\$53.38	avg \$53.38/mo	0.00%
886	<u>CURT SERJEANT</u>	Other Travel	\$53.00	avg \$39.00/mo	0.00%
887	<u>TARA PEARSON</u>	A/R - Water	\$52.90	avg \$52.90/mo	0.00%
888	<u>RODNEY HUDSON</u>	Taxes Licenses Permits	\$52.83	avg \$52.83/mo	0.00%
889	<u>DONALD W MILLER</u>	Taxes Licenses Permits	\$52.83	avg \$52.83/mo	0.00%
890	<u>WAYNETTA S PATE</u>	Other Travel	\$52.00	avg \$52.00/mo	0.00%
891	<u>LYDIA MILLER</u>	Other Travel	\$52.00	avg \$52.00/mo	0.00%
892	<u>TERRI KNIGHT</u>	Other Travel	\$52.00	avg \$52.00/mo	0.00%
893	<u>AMBER ALVAREZ</u>	Other Travel	\$52.00	avg \$52.00/mo	0.00%
894	<u>MELISSA GREGORY</u>	Other Travel	\$52.00	avg \$52.00/mo	0.00%
895	<u>LISA HALSEY</u>	Other Travel	\$52.00	avg \$52.00/mo	0.00%
896	<u>JESSICA FRAZIER</u>	Other Travel	\$52.00	avg \$52.00/mo	0.00%
897	<u>MARLENE DURAN</u>	Other Travel	\$52.00	avg \$52.00/mo	0.00%
898	<u>JOHNSON COUNTY TREASURER</u>	Taxes Licenses Permits	\$50.19	avg \$50.19/mo	0.00%
899	<u>VAUGHN CHARLES</u>	Other Travel	\$50.00	avg \$25.00/mo	0.00%
900	<u>LORNE MATTHEWS</u>	Training Materials	\$50.00	avg \$25.00/mo	0.00%
901	<u>RICHARD D HAMRICK</u>	Training Materials	\$50.00	avg \$25.00/mo	0.00%

#	VENDOR	CATEGORY	AMOUNT	MONTHLY	% TOTAL
902	<u>DESTINY NEIDECKER</u>	Project Right of Way	\$50.00	avg \$50.00/mo	0.00%
903	<u>EDWARD H BENNETT</u>	Project Right of Way	\$50.00	avg \$50.00/mo	0.00%
904	<u>LINDA C TORRES</u>	A/R - Water	\$49.48	avg \$49.48/mo	0.00%
905	<u>BARBARA JOAN CURTIS</u>	A/R - Water	\$49.42	avg \$49.42/mo	0.00%
906	<u>RICHARD M STOUFER</u>	A/R - Water	\$49.28	avg \$49.28/mo	0.00%
907	<u>KAYLA M FERGUSON</u>	A/R - Water	\$48.97	avg \$48.97/mo	0.00%
908	<u>JUSTIN ROSA</u>	Training Materials	\$48.07	avg \$48.07/mo	0.00%
909	<u>KIONA R FONDA</u>	A/R - Water	\$48.00	avg \$48.00/mo	0.00%
910	<u>TALYE FAITH JETTON</u>	A/R - Water	\$47.69	avg \$47.69/mo	0.00%
911	<u>MICHAEL P KING</u>	A/R - Water	\$46.64	avg \$46.64/mo	0.00%
912	<u>JASON HALEY</u>	Other Travel	\$46.56	avg \$23.28/mo	0.00%
913	<u>EMILY HORN</u>	Allowances - Misc	\$45.00	avg \$45.00/mo	0.00%
914	<u>JOANNA HERNANDEZ</u>	Allowances - Misc	\$45.00	avg \$45.00/mo	0.00%
915	<u>PAIGE MATHEWS</u>	Allowances - Misc	\$45.00	avg \$45.00/mo	0.00%
916	<u>OPENING KICK, LLC.</u>	A/R - Water	\$44.43	avg \$44.43/mo	0.00%
917	<u>BRANDON SERJEANT</u>	Custodial Equipment & Sup	\$43.69	avg \$43.69/mo	0.00%
918	<u>GUILLERMO MORGA</u>	Project Right of Way	\$43.50	avg \$43.50/mo	0.00%
919	<u>PHILIP G JANSEN</u>	Other Travel	\$41.91	avg \$41.91/mo	0.00%
920	<u>DONALD L NAVE</u>	A/R - Water	\$41.23	avg \$41.23/mo	0.00%
921	<u>PROPERTIES BY LE LLC</u>	A/R - Lot Clean Up	\$41.22	avg \$41.22/mo	0.00%
922	<u>AUSTIN L SOUTHERN</u>	A/R - Water	\$40.64	avg \$40.64/mo	0.00%
923	<u>ANA G GONZALEZ</u>	A/R - Water	\$38.91	avg \$38.91/mo	0.00%
924	<u>SASS CATERING, LLC</u>	A/R - Water	\$38.37	avg \$38.37/mo	0.00%

#	VENDOR	CATEGORY	AMOUNT	MONTHLY	% TOTAL
925	<u>MARK'S MACHINERY & MORE</u>	Small Equipment	\$38.33	avg \$38.33/mo	0.00%
926	<u>JEFF TURRENTINE</u>	Other Travel	\$38.00	avg \$28.50/mo	0.00%
927	<u>ORLANDO W GAITHE SR</u>	A/R - Water	\$38.00	avg \$38.00/mo	0.00%
928	<u>THOMAS ENERGY SYSTEMS INC</u>	Maintenance - Equipment	\$36.16	avg \$36.16/mo	0.00%
929	<u>JANIE D DAVID</u>	A/R - Water	\$35.46	avg \$35.46/mo	0.00%
930	<u>GERALD WHITNEY SALSURY</u>	A/R - Water	\$35.28	avg \$35.28/mo	0.00%
931	<u>ZACKERY BATEMAN</u>	Other Travel	\$35.00	avg \$35.00/mo	0.00%
932	<u>GARY VEARRIER</u>	Other Travel	\$35.00	avg \$35.00/mo	0.00%
933	<u>JOAN M MAYHUE</u>	A/R - Water	\$33.89	avg \$33.89/mo	0.00%
934	<u>AMIYAH C CORMIER</u>	A/R - Water	\$31.99	avg \$31.99/mo	0.00%
935	<u>ERIC W TINSMAN</u>	A/R - Water	\$30.94	avg \$30.94/mo	0.00%
936	<u>SHELBY KAROW</u>	A/R - Water	\$30.56	avg \$30.56/mo	0.00%
937	<u>L F TURNER</u>	A/R - Water	\$29.67	avg \$29.67/mo	0.00%
938	<u>ANNA L JARNAGIN</u>	A/R - Water	\$27.83	avg \$27.83/mo	0.00%
939	<u>WILLIAM TURNER</u>	Other Travel	\$26.25	avg \$26.25/mo	0.00%
940	<u>KIE WOFFORD</u>	Other Travel	\$26.25	avg \$26.25/mo	0.00%
941	<u>JASON PERGESON</u>	Training Materials	\$25.00	avg \$25.00/mo	0.00%
942	<u>FARRIS GREG</u>	Other Travel	\$25.00	avg \$25.00/mo	0.00%
943	<u>KENNETH EGLINSDOERFER</u>	Training Materials	\$25.00	avg \$25.00/mo	0.00%
944	<u>JERRY HOWELL</u>	Other Travel	\$25.00	avg \$25.00/mo	0.00%
945	<u>CHARLOTTE BARNEY</u>	Other Travel	\$25.00	avg \$25.00/mo	0.00%
946	<u>TYLER ELDRIDGE</u>	Training Materials	\$25.00	avg \$25.00/mo	0.00%
947	<u>HUNG DAI</u>	Training Materials	\$25.00	avg \$25.00/mo	0.00%

#	VENDOR	CATEGORY	AMOUNT	MONTHLY	% TOTAL
948	<u>MICHAEL WOFFORD</u>	Training Materials	\$25.00	avg \$25.00/mo	0.00%
949	<u>BRADLEY TYLER ABERNATHY</u>	Other Travel	\$25.00	avg \$25.00/mo	0.00%
950	<u>LARRY ASHING</u>	Other Travel	\$25.00	avg \$25.00/mo	0.00%
951	<u>MELVA CALDERON</u>	A/R - Water	\$25.00	avg \$25.00/mo	0.00%
952	<u>HAYLEY PATRICIA SHEA</u>	Other Travel	\$24.50	avg \$24.50/mo	0.00%
953	<u>BAILEE BAKER</u>	A/R - Water	\$22.78	avg \$22.78/mo	0.00%
954	<u>JON ERIC SHIPMAN</u>	A/R - Water	\$21.97	avg \$21.97/mo	0.00%
955	<u>ASHLEY Y WEBB</u>	A/R - Water	\$20.97	avg \$20.97/mo	0.00%
956	<u>VERONICA A ARENS-GALVEZ</u>	A/R - Water	\$20.97	avg \$20.97/mo	0.00%
957	<u>AMERICAN STAMP AND MARKING PRODUCTS</u>	Office Supplies	\$20.74	avg \$20.74/mo	0.00%
958	<u>STEVE BOLLINGER</u>	Other Travel	\$19.00	avg \$19.00/mo	0.00%
959	<u>DOUGLAS MARTINEZ</u>	Other Travel	\$19.00	avg \$19.00/mo	0.00%
960	<u>LANDON HODGES</u>	Other Travel	\$19.00	avg \$19.00/mo	0.00%
961	<u>NORRIS SYSOMPHOU</u>	Other Travel	\$19.00	avg \$38.00/mo	0.00%
962	<u>DEDRICK WASHINGTON</u>	Other Travel	\$19.00	avg \$57.00/mo	0.00%
963	<u>AMY MARIE MARTIN</u>	A/R - Water	\$18.99	avg \$18.99/mo	0.00%
964	<u>TONYA D QUINN</u>	A/R - Late Fees	\$16.66	avg \$16.66/mo	0.00%
965	<u>TAYLOR S HOUSTON</u>	A/R - Water	\$14.85	avg \$14.85/mo	0.00%
966	<u>CARLA CRAVENS</u>	Other Travel	\$14.59	avg \$7.29/mo	0.00%
967	<u>ADRIAN MARTINEZ</u>	Other Travel	\$14.25	avg \$14.25/mo	0.00%
968	<u>CORRINE G SUDAR</u>	A/R - Water	\$12.66	avg \$12.66/mo	0.00%
969	<u>SHAWN BOLDT</u>	A/R - Water	\$12.55	avg \$12.55/mo	0.00%
970	<u>THAO T PHAM</u>	A/R - Water	\$11.74	avg \$11.74/mo	0.00%

#	VENDOR	CATEGORY	AMOUNT	MONTHLY	% TOTAL
971	<u>KAMI CALE</u>	A/R - Water	\$10.05	avg \$10.05/mo	0.00%
972	<u>O'REILLY AUTO #104</u>	State Asset Forfeiture	\$9.65	avg \$9.65/mo	0.00%
973	<u>WILLIAM D GOFF</u>	A/R - Water	\$8.62	avg \$8.62/mo	0.00%
974	<u>DESTINY D ORNELAS</u>	A/R - Water	\$8.46	avg \$8.46/mo	0.00%
975	<u>RUBICON GLOBAL / TRU GREEN</u>	A/R - Sanitation	\$5.20	avg \$5.20/mo	0.00%
976	<u>KRISTAL PHILLIPS</u>	A/R - Water	\$3.41	avg \$3.41/mo	0.00%
977	<u>KATELYN M GLUECKERT</u>	A/R - Water	\$2.57	avg \$2.57/mo	0.00%
978	<u>STEPHEN ECHOLS</u>	A/R - Water	\$1.08	avg \$1.08/mo	0.00%

PAID INVOICES ANALYSIS

January 2026, February 2026, March 2026, April 2026 · Exported May 17, 2026

Fort Smith, Arkansas — City Paid Invoices

Periods: **January 2026, February 2026, March 2026, April 2026** · Exported: May 17, 2026 · 984 vendors · Grand total: **\$35,732,142.04**

OVERVIEW

JANUARY 2026

FEBRUARY 2026

MARCH 2026

APRIL 2026

PERIOD
January 2026

TOTAL PAID
\$8,572,278.59

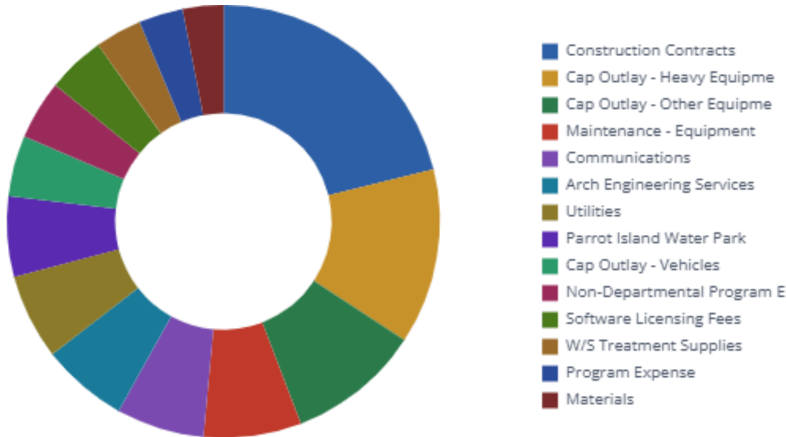
OPERATING
\$8,568,667.59

INVESTMENTS
\$3,611.00

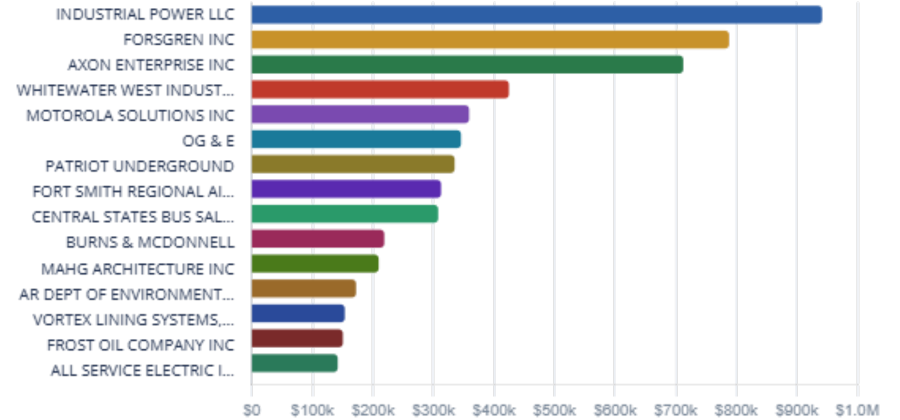
VENDORS
449

TOP VENDOR
INDUSTRIAL POWER LLC
\$970,953.20

SPENDING BY CATEGORY — OPERATING



TOP 15 VENDORS — OPERATING



INVESTMENTS & CAPITAL 1 vendors · total: \$3,611.00

#	VENDOR	CATEGORY	AMOUNT	MONTHLY	% TOTAL
1	<u>FIRST GENERATION INVESTMENT PROPERTIES LLC</u>	Project Right of Way	\$3,611.00	avg \$3,611.00/mo	100.00%

ALL VENDORS (OPERATING) — JANUARY 2026 448 vendors · total: \$8,568,667.59

#	VENDOR	CATEGORY	AMOUNT	MONTHLY	% TOTAL
1	<u>INDUSTRIAL POWER LLC</u>	Cap Outlay - Heavy Equipme	\$970,953.20	avg \$970,953.20/mo	11.33%
2	<u>FORSGREN INC</u>	Construction Contracts	\$792,590.19	avg \$813,938.78/mo	9.25%
3	<u>AXON ENTERPRISE INC</u>	Cap Outlay - Other Equipme	\$736,881.59	avg \$736,881.59/mo	8.60%
4	<u>WHITEWATER WEST INDUSTRIES LTD</u>	Parrot Island Water Park	\$442,596.76	avg \$442,596.76/mo	5.17%
5	<u>MOTOROLA SOLUTIONS INC</u>	Communications	\$375,401.65	avg \$375,401.65/mo	4.38%
6	<u>PATRIOT UNDERGROUND</u>	Construction Contracts	\$350,951.25	avg \$350,951.25/mo	4.10%
7	<u>CENTRAL STATES BUS SALES INC</u>	Cap Outlay - Vehicles	\$323,166.00	avg \$323,166.00/mo	3.77%
8	<u>FORT SMITH REGIONAL AIRPORT</u>	Non-Departmental Program E	\$311,207.16	avg \$328,036.80/mo	3.63%
9	<u>MAHG ARCHITECTURE INC</u>	Program Expense	\$198,101.47	avg \$222,793.67/mo	2.31%
10	<u>AR DEPT OF ENVIRONMENTAL QUALITY</u>	Landfill Fees	\$184,534.90	avg \$184,534.90/mo	2.15%
11	<u>VORTEX LINING SYSTEMS, LLC</u>	Construction Contracts	\$165,555.80	avg \$165,555.80/mo	1.93%
12	<u>ALL SERVICE ELECTRIC INC.</u>	Construction Contracts	\$153,696.83	avg \$153,696.83/mo	1.79%
13	<u>OG & E</u>	Utilities	\$148,487.81	avg \$361,717.28/mo	1.73%
14	<u>ARKANSAS MUNICIPAL LEAGUE</u>	Dues & Subscriptions	\$141,775.78	avg \$141,775.78/mo	1.65%
15	<u>HENARD UTILITY PRODUCTS</u>	Maintenance - Equipment	\$139,224.88	avg \$142,788.95/mo	1.62%
16	<u>BURNS & MCDONNELL</u>	Arch Engineering Services	\$126,214.50	avg \$232,224.08/mo	1.47%
17	<u>FORT SMITH PUBLIC LIBRARY</u>	FS Public Library Tax Allo	\$124,096.80	avg \$124,096.80/mo	1.45%
18	<u>WESTERN AR PLANNING AND</u>	Frontier MPO	\$101,818.98	avg \$101,818.98/mo	1.19%
19	<u>KITTIES & KANINES SHELTER INC</u>	Other Current Expenses	\$80,088.04	avg \$94,474.04/mo	0.93%
20	<u>BRIXEY ENGINEERING AND LAND</u>	Arch Engineering Services	\$78,791.36	avg \$78,791.36/mo	0.92%
21	<u>FORT CHAFFEE REDEVELOPMENT AUTHORITY</u>	FCRA - Umarex	\$74,878.92	avg \$74,878.92/mo	0.87%
22	<u>BROTHERS CONSTRUCTION INC</u>	Construction Contracts	\$74,733.22	avg \$74,733.22/mo	0.87%

#	VENDOR	CATEGORY	AMOUNT	MONTHLY	% TOTAL
23	<u>DELL MARKETING LP</u>	PC Replacements	\$73,441.66	avg \$73,441.66/mo	0.86%
24	<u>FLOCK SAFETY</u>	Rental Op Lease - Equipmen	\$65,500.00	avg \$65,500.00/mo	0.76%
25	<u>CELLEBRITE INC</u>	Software Licensing Fees	\$65,436.45	avg \$65,436.45/mo	0.76%
26	<u>SEBASTIAN COUNTY</u>	Condemnation Deposits	\$63,445.35	avg \$69,298.85/mo	0.74%
27	<u>IMAGE TREND LLC</u>	Software Licensing Fees	\$62,674.00	avg \$62,674.00/mo	0.73%
28	<u>COX COMMUNICATIONS INC</u>	Communications	\$60,289.62	avg \$65,863.49/mo	0.70%
29	<u>FROST OIL COMPANY INC</u>	Fuel & Lubricant	\$59,812.01	avg \$162,326.83/mo	0.70%
30	<u>SCS ENGINEERS</u>	Outside Services	\$49,653.50	avg \$49,653.50/mo	0.58%
31	<u>AR VALLEY ELECTRIC COOP CORP</u>	Utilities	\$47,266.80	avg \$58,918.28/mo	0.55%
32	<u>CONSOLIDATED PIPE & SUPPLY CO INC</u>	Materials	\$47,182.46	avg \$68,863.46/mo	0.55%
33	<u>RDG PLANNING & DESIGN INC</u>	Arch Engineering Services	\$44,595.35	avg \$66,740.37/mo	0.52%
34	<u>THATCHER COMPANY</u>	W/S Treatment Supplies	\$42,780.00	avg \$64,523.40/mo	0.50%
35	<u>SEBASTIAN COUNTY REGIONAL SOLID</u>	Taxes Licenses Permits	\$42,000.55	avg \$42,000.55/mo	0.49%
36	<u>CEDARCHEM LLC</u>	W/S Treatment Supplies	\$39,908.74	avg \$58,993.81/mo	0.47%
37	<u>JOE CLINE JR</u>	Agency Costs	\$38,716.00	avg \$38,716.00/mo	0.45%
38	<u>DELTA DENTAL PLAN OF ARKANSAS INC</u>	Dental Claims	\$38,293.36	avg \$41,826.56/mo	0.45%
39	<u>AT&T MOBILITY</u>	Communications	\$37,552.88	avg \$38,597.56/mo	0.44%
40	<u>ZOHO CORPORATION</u>	Software Licensing Fees	\$36,850.00	avg \$36,850.00/mo	0.43%
41	<u>SILO PROS INC</u>	Maintenance - Buildings	\$34,000.00	avg \$34,000.00/mo	0.40%
42	<u>MARCK RECYCLING</u>	Outside Services	\$33,734.80	avg \$33,734.80/mo	0.39%
43	<u>ENVIRO TECH CHEMICAL SERVICES INC</u>	W/S Treatment Supplies	\$30,923.55	avg \$30,923.55/mo	0.36%
44	<u>DAILY & WOODS PLLC</u>	Legal Services	\$29,694.67	avg \$42,284.99/mo	0.35%
45	<u>BRENNTAG SOUTHWEST INC</u>	W/S Treatment Supplies	\$29,240.00	avg \$29,240.00/mo	0.34%

#	VENDOR	CATEGORY	AMOUNT	MONTHLY	% TOTAL
46	<u>ENVIRONMENTAL TECHNICAL SALES INC</u>	Maintenance - Equipment	\$27,124.40	avg \$27,124.40/mo	0.32%
47	<u>CARCO INTERNATIONAL INC</u>	Maintenance - Equipment	\$26,406.65	avg \$41,061.87/mo	0.31%
48	<u>FASTER ASSET SOLUTIONS</u>	Software Licensing Fees	\$25,196.88	avg \$25,196.88/mo	0.29%
49	<u>CIVICPLUS, LLC</u>	Software Licensing Fees	\$25,073.20	avg \$25,596.89/mo	0.29%
50	<u>APAC CENTRAL INC</u>	Materials	\$24,563.88	avg \$57,345.95/mo	0.29%
51	<u>BARLING WATER DEPT</u>	Residential Sewer Volume	\$23,891.80	avg \$23,891.80/mo	0.28%
52	<u>INDUCTIVE AUTOMATION LLC</u>	Software Licensing Fees	\$23,447.00	avg \$23,447.00/mo	0.27%
53	<u>AR OK GAS CORP</u>	Utilities	\$23,173.22	avg \$48,608.14/mo	0.27%
54	<u>HAWKINS WEIR ENGINEERS INC</u>	Arch Engineering Services	\$22,892.50	avg \$41,750.00/mo	0.27%
55	<u>TEMPLE INC</u>	Materials	\$22,485.83	avg \$22,485.83/mo	0.26%
56	<u>HALFF ASSOCIATES, INC.</u>	Arch Engineering Services	\$21,156.25	avg \$21,156.25/mo	0.25%
57	<u>DATA FORMS INC</u>	Advertising & Printing	\$20,865.24	avg \$37,100.58/mo	0.24%
58	<u>THE ROOSEVELT GROUP</u>	Program Expense	\$20,000.00	avg \$20,000.00/mo	0.23%
59	<u>WESTERN AR INTERMODAL AUTHORITY</u>	West Ark Reg Intermodal Au	\$19,370.00	avg \$20,370.00/mo	0.23%
60	<u>AJ GREENWOOD PLBG & EXCAVATION INC</u>	Maintenance - Equipment	\$18,750.00	avg \$18,750.00/mo	0.22%
61	<u>USALCO LLC</u>	W/S Treatment Supplies	\$18,017.45	avg \$35,843.14/mo	0.21%
62	<u>TONY'S TIRE SERVICE INC</u>	Maintenance - Equipment	\$17,868.58	avg \$25,978.48/mo	0.21%
63	<u>EMERY SAPP & SONS</u>	Materials	\$16,801.02	avg \$16,801.02/mo	0.20%
64	<u>J.A. RIGGS TRACTOR CO</u>	Maintenance - Equipment	\$16,755.74	avg \$24,285.96/mo	0.20%
65	<u>WHEELER POWER SPORTS INC</u>	Maintenance - Equipment	\$16,559.00	avg \$24,712.55/mo	0.19%
66	<u>LEADSONLINE LLC</u>	Software Licensing Fees	\$15,830.00	avg \$15,830.00/mo	0.18%
67	<u>MCCLELLAND CONSULTING ENGINEERS INC</u>	Arch Engineering Services	\$15,487.50	avg \$15,487.50/mo	0.18%
68	<u>EVOQUA WATER TECHNOLOGIES</u>	W/S Treatment Supplies	\$14,999.31	avg \$14,999.31/mo	0.18%

#	VENDOR	CATEGORY	AMOUNT	MONTHLY	% TOTAL
69	<u>HEARTLAND BUSINESS SYSTEMS, LLC</u>	Small Equipment	\$14,195.13	avg \$16,909.57/mo	0.17%
70	<u>ELITE TRAILERS INC</u>	Cap Outlay - Vehicles	\$13,475.00	avg \$13,475.00/mo	0.16%
71	<u>VESTA FOUNDATION SOLUTIONS LLC</u>	Maintenance - Buildings	\$12,545.20	avg \$12,545.20/mo	0.15%
72	<u>MAGNET FORENSICS USA INC</u>	Software Licensing Fees	\$12,410.00	avg \$12,410.00/mo	0.14%
73	<u>AR LIME CO</u>	W/S Treatment Supplies	\$12,050.76	avg \$12,050.76/mo	0.14%
74	<u>CARISSA RICHARDSON</u>	Agency Costs	\$12,000.00	avg \$12,000.00/mo	0.14%
75	<u>BRUCKNER TRUCK SALES</u>	Maintenance - Equipment	\$11,989.60	avg \$20,661.29/mo	0.14%
76	<u>WIRELESS CCTV LLC</u>	Rental Op Lease - Equipmen	\$11,538.24	avg \$11,538.24/mo	0.13%
77	<u>CONVERGE STRATEGIES, LLC</u>	Federal Grant Programs	\$11,434.25	avg \$11,434.25/mo	0.13%
78	<u>STEM BROTHERS TRACTOR WORK INC</u>	Outside Services	\$11,400.00	avg \$11,400.00/mo	0.13%
79	<u>ROSS MATTHEW MARK</u>	Federal Grant Programs	\$11,000.00	avg \$17,000.00/mo	0.13%
80	<u>ENVIRONMENTAL WORKS INC</u>	Maintenance - Equipment	\$10,980.00	avg \$10,980.00/mo	0.13%
81	<u>STATE OF ARKANSAS</u>	Taxes Licenses Permits	\$10,854.16	avg \$10,854.16/mo	0.13%
82	<u>PENCCO INC</u>	W/S Treatment Supplies	\$10,622.24	avg \$10,622.24/mo	0.12%
83	<u>AR CHILD SUPPORT CLEARINGHOUSE</u>	Child Support	\$10,432.30	avg \$20,835.06/mo	0.12%
84	<u>DOWNTOWN AUTOMOTIVE & ACCESSORIES</u>	Maintenance - Equipment	\$10,298.48	avg \$19,673.58/mo	0.12%
85	<u>C & C MANUFACTURING</u>	Maintenance - Equipment	\$10,236.06	avg \$10,236.06/mo	0.12%
86	<u>YBANEZ ENTERPRISES INC.</u>	Maintenance - Buildings	\$10,011.04	avg \$13,967.46/mo	0.12%
87	<u>DIGITAL INSURANCE LLC</u>	Consulting Services	\$10,000.00	avg \$10,000.00/mo	0.12%
88	<u>CRITICAL MENTION INC</u>	Software Licensing Fees	\$10,000.00	avg \$10,000.00/mo	0.12%
89	<u>RSR DESIGN & RECONSTRUCTION LLC</u>	Federal Grant Programs	\$9,999.00	avg \$13,019.28/mo	0.12%
90	<u>CRAFTON TULL & ASSOC INC</u>	Arch Engineering Services	\$9,770.00	avg \$9,770.00/mo	0.11%
91	<u>BREEDEN DODGE CHRYSLER JEEP INC</u>	Maintenance - Equipment	\$9,575.39	avg \$10,023.01/mo	0.11%

#	VENDOR	CATEGORY	AMOUNT	MONTHLY	% TOTAL
92	<u>INSTRUMENT & SUPPLY INC</u>	Inventory - Purchase	\$9,294.30	avg \$9,294.30/mo	0.11%
93	<u>SRCA INC SOCIAL SERVICES</u>	Federal Grant Programs	\$9,002.38	avg \$14,525.61/mo	0.11%
94	<u>CAPRICE ELECTRONICS INC</u>	SWAT Equipment	\$8,983.89	avg \$8,983.89/mo	0.10%
95	<u>RECDESK LLC</u>	Software Licensing Fees	\$8,715.00	avg \$8,715.00/mo	0.10%
96	<u>HYDRAULIC BREAKER SERVICES LLC</u>	Small Equipment	\$8,700.00	avg \$8,700.00/mo	0.10%
97	<u>INDUSTRIAL OILS UNLIMITED</u>	Fuel & Lubricant	\$8,652.71	avg \$13,623.52/mo	0.10%
98	<u>CINTAS CORP</u>	Uniform Clothing	\$8,616.93	avg \$22,381.94/mo	0.10%
99	<u>BUSINESS COMMUNICATIONS INC</u>	Software Licensing Fees	\$8,569.98	avg \$8,569.98/mo	0.10%
100	<u>DAVISON FUELS CO INC</u>	Fuel & Lubricant	\$8,291.95	avg \$8,510.96/mo	0.10%
101	<u>MCGUIRE ENGINEERING INC</u>	Arch Engineering Services	\$8,265.00	avg \$8,265.00/mo	0.10%
102	<u>AMERICAN WATER WORKS ASSOCIATION</u>	Dues & Subscriptions	\$7,914.00	avg \$7,914.00/mo	0.09%
103	<u>OREILLY AUTOMOTIVE INC</u>	Maintenance - Equipment	\$7,729.04	avg \$13,210.08/mo	0.09%
104	<u>TURN-KEY MOBILE INC</u>	PC Replacements	\$7,490.20	avg \$7,599.28/mo	0.09%
105	<u>SPORTS EVENTS AND TOURISM ASSOC</u>	Conferences & Seminars	\$7,298.00	avg \$8,493.00/mo	0.09%
106	<u>WILCOX TRANSMISSION INC</u>	Maintenance - Equipment	\$7,227.00	avg \$10,840.50/mo	0.08%
107	<u>WICKLANDER-ZULAWSKI & ASSOCIATES, INC.</u>	Conferences & Seminars	\$7,178.00	avg \$7,178.00/mo	0.08%
108	<u>SAWYERS INC</u>	Maintenance - Buildings	\$7,116.00	avg \$7,116.00/mo	0.08%
109	<u>HUGG AND HALL EQUIPMENT CO</u>	Maintenance - Equipment	\$6,930.48	avg \$6,930.48/mo	0.08%
110	<u>ONIN STAFFING LLC</u>	Outside Services	\$6,878.85	avg \$12,991.77/mo	0.08%
111	<u>CENTRAL HYDRAULICS INC</u>	Maintenance - Equipment	\$6,615.57	avg \$6,615.57/mo	0.08%
112	<u>FISHER SCIENTIFIC</u>	Materials	\$6,532.88	avg \$12,277.34/mo	0.08%
113	<u>EUROFINS ENVIRONMENT TESTING AMERICA HOLDING INC</u>	Inspection and Testing	\$6,230.00	avg \$8,642.00/mo	0.07%
114	<u>TSW PROPERTIES INC</u>	Maintenance - Equipment	\$6,166.89	avg \$7,245.58/mo	0.07%

#	VENDOR	CATEGORY	AMOUNT	MONTHLY	% TOTAL
115	WOLTERS KLUWER FINANCIAL SERVICES INC	Software Licensing Fees	\$6,089.96	avg \$6,089.96/mo	0.07%
116	MUNICIPALH20.COM	Consulting Services	\$6,000.00	avg \$6,000.00/mo	0.07%
117	ALFA LAVAL INC	Maintenance - Equipment	\$5,996.74	avg \$5,996.74/mo	0.07%
118	HARRY G ROBINSON JR	Project Right of Way	\$5,990.00	avg \$5,990.00/mo	0.07%
119	WESTERN ARKANSAS COUSELING & GUIDANCE CENTER INC	Employee Screenings	\$5,923.09	avg \$5,923.09/mo	0.07%
120	FERGUSON ENTERPRISES INC	Inventory - Purchase	\$5,918.26	avg \$5,918.26/mo	0.07%
121	TK ELEVATOR	Maintenance - Buildings	\$5,833.56	avg \$5,833.56/mo	0.07%
122	NEXTGEN DEVELOPMENT PARTNERS, LLC	Rental Op Lease - Building	\$5,791.67	avg \$11,583.34/mo	0.07%
123	GALLS, A DIVISION OF ARAMARK UNIFORM	Uniform Clothing	\$5,683.46	avg \$7,531.71/mo	0.07%
124	GRAPHIC SERVICE CO	Maintenance - Equipment	\$5,599.83	avg \$9,585.10/mo	0.07%
125	WHIMSICAL LIGHT SHOWS	Materials	\$5,443.10	avg \$5,443.10/mo	0.06%
126	RIVER CITY HYDRAULICS INC	Maintenance - Equipment	\$5,434.44	avg \$10,104.08/mo	0.06%
127	METROHM USA INC	Maintenance - Equipment	\$5,401.63	avg \$5,401.63/mo	0.06%
128	CORLEY ELECTRIC INC	Maintenance - Buildings	\$5,239.11	avg \$5,847.72/mo	0.06%
129	NATIONAL FILTER MEDIA	Inventory - Purchase	\$5,027.39	avg \$5,027.39/mo	0.06%
130	AFRICAN AMERICAN MAYORS ASSOCIATION INC	Dues & Subscriptions	\$5,000.00	avg \$5,000.00/mo	0.06%
131	PROFESSIONAL SECURITY INC	Outside Services	\$4,927.50	avg \$4,927.50/mo	0.06%
132	FRATERNAL ORDER OF POLICE	Fraternal Order of Police	\$4,915.35	avg \$4,935.35/mo	0.06%
133	CONNELLY BROS CONSTRUCTION INC	Federal Grant Programs	\$4,900.00	avg \$4,900.00/mo	0.06%
134	PREFERRED OFFICE PRODUCTS INC	Rental Op Lease - Equipmen	\$4,880.31	avg \$6,387.42/mo	0.06%
135	PRO CLEAN JANITORIAL SERVICE INC	Maintenance - Buildings	\$4,845.38	avg \$4,845.38/mo	0.06%
136	CLEAN SLATE SERVICES	Outside Services	\$4,731.90	avg \$4,731.90/mo	0.06%
137	CLAYTONS CONSULTING AND WELDING INC	Maintenance - Equipment	\$4,708.50	avg \$6,659.80/mo	0.05%

#	VENDOR	CATEGORY	AMOUNT	MONTHLY	% TOTAL
138	JACK TYLER ENGINEERING OF ARK	Maintenance - Equipment	\$4,658.15	avg \$4,800.50/mo	0.05%
139	DARRAGH CO	Materials	\$4,617.56	avg \$5,103.53/mo	0.05%
140	GLOVER MACHINE WORKS INC	Maintenance - Equipment	\$4,592.43	avg \$4,592.43/mo	0.05%
141	ITRON INC	Maintenance - Equipment	\$4,548.03	avg \$4,548.03/mo	0.05%
142	WEST ARK SOD AND TURF INC	Materials	\$4,534.12	avg \$4,534.12/mo	0.05%
143	OPEN TEXT INC	Software Licensing Fees	\$4,522.52	avg \$4,522.52/mo	0.05%
144	CHRISTINA WILLIAMS CONSULTING LLC	Consulting Services	\$4,500.00	avg \$6,000.00/mo	0.05%
145	KATHERINE ARMSTRONG	Conferences & Seminars	\$4,375.00	avg \$4,375.00/mo	0.05%
146	GLOBAL EQUIPMENT CO INC	Construction Contracts	\$4,356.95	avg \$4,356.95/mo	0.05%
147	ACME JANITOR AND CHEMICAL SUPPLY	Custodial Equipment & Supp	\$4,352.55	avg \$4,450.27/mo	0.05%
148	BOWERS GRANT	Materials	\$4,095.30	avg \$4,095.30/mo	0.05%
149	PITNEY BOWES BANK INC	Prepaid Other	\$4,054.75	avg \$4,054.75/mo	0.05%
150	WATCH SYSTEMS LLC	Software Licensing Fees	\$4,051.69	avg \$4,051.69/mo	0.05%
151	INDUSTRIAL PRECAST INC.	Materials	\$4,051.50	avg \$4,051.50/mo	0.05%
152	PAGEFREEZER SOFTWARE INC	Software Licensing Fees	\$4,031.48	avg \$4,031.48/mo	0.05%
153	JAMES R PITTMAN	Uncategorized	\$4,000.00	—	0.05%
154	PINKLEY SALES CO	Materials	\$3,991.28	avg \$3,991.28/mo	0.05%
155	HICKS LAWN CARE SERVICE	Outside Services	\$3,954.12	avg \$3,954.12/mo	0.05%
156	4IMPRINT INC	Uncategorized	\$3,939.07	—	0.05%
157	GILLIG LLC	Maintenance - Equipment	\$3,867.19	avg \$6,057.79/mo	0.05%
158	MARMIC FIRE & SAFETY CO INC	Maintenance - Buildings	\$3,819.05	avg \$3,929.03/mo	0.04%
159	CERTIFIED LABORATORIES	Fleet Inventory	\$3,802.33	avg \$7,043.91/mo	0.04%
160	AUTO-PLEX OF AR INC	Maintenance - Equipment	\$3,787.26	avg \$3,787.26/mo	0.04%
161	UNIVERSITY OF ARKANSAS	Dues & Subscriptions	\$3,750.00	avg \$3,750.00/mo	0.04%

#	VENDOR	CATEGORY	AMOUNT	MONTHLY	% TOTAL
162	<u>CORE & MAIN</u>	Small Equipment	\$3,707.89	avg \$4,255.39/mo	0.04%
163	<u>PATHWAY VET ALLIANCE HOLDING LLC</u>	Custodial Equipment & Supp	\$3,687.77	avg \$4,973.46/mo	0.04%
164	<u>KENNETH E & LINDA KAELIN</u>	Project Right of Way	\$3,670.80	avg \$3,670.80/mo	0.04%
165	<u>CANON FINANCIAL SERVICES</u>	Rental Op Lease - Equipmen	\$3,421.81	avg \$7,868.82/mo	0.04%
166	<u>ROBINS INTERNATIONAL INC</u>	Outside Services	\$3,397.65	avg \$3,857.55/mo	0.04%
167	<u>HACH CHEMICAL CO</u>	Maintenance - Equipment	\$3,366.10	avg \$4,141.99/mo	0.04%
168	<u>DOGGETT FREIGHTLINER OF AR LLC</u>	Maintenance - Equipment	\$3,299.82	avg \$3,299.82/mo	0.04%
169	<u>TRUCKPRO INC</u>	Maintenance - Equipment	\$3,277.06	avg \$6,373.60/mo	0.04%
170	<u>LITTLEFIELD PROPANE LLC</u>	Utilities	\$3,269.51	avg \$5,416.76/mo	0.04%
171	<u>ROAD REHAB SOLUTIONS LLC</u>	Materials	\$3,257.63	avg \$3,257.63/mo	0.04%
172	<u>GRAINGER INDUSTRIAL SUPPLY</u>	Small Equipment	\$3,252.99	avg \$3,252.99/mo	0.04%
173	<u>VERIZON CONNECT FLEET USA LLC</u>	Software Licensing Fees	\$3,202.55	avg \$4,737.50/mo	0.04%
174	<u>CORVUS OF NORTHWEST ARKANSAS LLC</u>	Maintenance - Buildings	\$3,084.67	avg \$3,084.67/mo	0.04%
175	<u>PFM FINANCIAL ADVISORS LLC</u>	Consulting Services	\$3,000.00	avg \$3,000.00/mo	0.04%
176	<u>FORT SMITH DOWNTOWN BUSINESS ASSOCIATION</u>	Agency Costs	\$3,000.00	avg \$3,000.00/mo	0.04%
177	<u>GROUP TRAVEL LEADER INC</u>	Print Media - Magazine	\$2,950.00	avg \$2,950.00/mo	0.03%
178	<u>OFFICE DEPOT LLC</u>	Office Supplies	\$2,921.80	avg \$5,423.51/mo	0.03%
179	<u>ONIT LAWN CARE LLC</u>	Materials	\$2,910.33	avg \$2,910.33/mo	0.03%
180	<u>FAWCETT COMPUTER SERVICES</u>	Computer Equipment & Softw	\$2,902.50	avg \$2,902.50/mo	0.03%
181	<u>LORI MAXINE CARR</u>	Consulting Services	\$2,880.00	avg \$2,880.00/mo	0.03%
182	<u>SOUTHERN TIRE MART, LLC</u>	Maintenance - Equipment	\$2,855.51	avg \$2,915.74/mo	0.03%
183	<u>JAMES STITES</u>	Other Current Expenses	\$2,800.00	avg \$2,800.00/mo	0.03%
184	<u>BERGKAMP INC</u>	Maintenance - Equipment	\$2,792.77	avg \$2,792.77/mo	0.03%

#	VENDOR	CATEGORY	AMOUNT	MONTHLY	% TOTAL
185	<u>CLEAN ENERGY</u>	Maintenance - Buildings	\$2,737.50	avg \$3,197.40/mo	0.03%
186	<u>E-CELL</u>	Outside Services	\$2,700.00	avg \$2,700.00/mo	0.03%
187	<u>LEXISNEXIS RISK DATA MGMT INC</u>	Dues & Subscriptions	\$2,628.00	avg \$2,858.45/mo	0.03%
188	<u>THORNBURG'S HEAT & AIR INC.</u>	Federal Grant Programs	\$2,625.00	avg \$2,625.00/mo	0.03%
189	<u>ONE TIME PAY REFUNDS - PARKS & RECREATION</u>	Parks Deposits	\$2,600.00	avg \$4,421.00/mo	0.03%
190	<u>OLD REPUBLIC SURETY GROUP</u>	Property Insurance	\$2,500.00	avg \$2,500.00/mo	0.03%
191	<u>TONI GREGORY</u>	Maintenance - Buildings	\$2,500.00	avg \$2,500.00/mo	0.03%
192	<u>KANE BASSHAM</u>	Outside Services	\$2,500.00	avg \$2,500.00/mo	0.03%
193	<u>GARVER</u>	Arch Engineering Services	\$2,473.50	avg \$2,473.50/mo	0.03%
194	<u>STATE OF OKLAHOMA</u>	Child Support	\$2,464.19	avg \$4,928.38/mo	0.03%
195	<u>RYSE ELEVATOR</u>	Maintenance - Buildings	\$2,463.75	avg \$2,463.75/mo	0.03%
196	<u>ARKANSAS DEPT OF TRANSPORTATION</u>	Program Expense	\$2,452.43	avg \$2,452.43/mo	0.03%
197	<u>BAKER TILLY US LLP</u>	Outside Services	\$2,450.00	avg \$2,450.00/mo	0.03%
198	<u>YEAGERS HARDWARE INC</u>	Materials	\$2,419.02	avg \$6,789.13/mo	0.03%
199	<u>TRAVIS JOINER</u>	Outside Services	\$2,409.00	avg \$2,409.00/mo	0.03%
200	<u>FORT SMITH PROFESSIONAL FIREFIGHTERS</u>	Union Dues - Fire	\$2,407.56	avg \$4,815.12/mo	0.03%
201	<u>BATTERY OUTFITTERS INC</u>	Fleet Inventory	\$2,397.55	avg \$2,658.95/mo	0.03%
202	<u>DATAMAX INC.</u>	Office Supplies	\$2,336.73	avg \$4,139.10/mo	0.03%
203	<u>SUNSET HILL LLC</u>	Maintenance - Equipment	\$2,320.92	avg \$2,320.92/mo	0.03%
204	<u>MAIN STREET FORT SMITH</u>	Advertising & Printing	\$2,194.00	avg \$2,394.00/mo	0.03%
205	<u>SIDDONS-MARITN EMERGENCY GROUP LLC</u>	Maintenance - Equipment	\$2,064.72	avg \$3,355.20/mo	0.02%
206	<u>MERCY CLINIC FORT SMITH COMMUNITIES</u>	Employee Screenings	\$2,050.00	avg \$2,173.00/mo	0.02%
207	<u>LAMAR TEXAS LIMITED PARTNERSHIP</u>	Special Events	\$2,000.00	avg \$2,000.00/mo	0.02%

#	VENDOR	CATEGORY	AMOUNT	MONTHLY	% TOTAL
208	<u>AR ONE CALL SYSTEM INC</u>	Communications	\$1,954.00	avg \$1,954.00/mo	0.02%
209	<u>AMAZON CAPITAL SERVICES, INC.</u>	Office Supplies	\$1,927.51	avg \$3,982.43/mo	0.02%
210	<u>HQC PROPERTIES LLC</u>	Project Right of Way	\$1,905.60	avg \$1,905.60/mo	0.02%
211	<u>SWINK ELECTRIC INC</u>	Maintenance - Buildings	\$1,900.00	avg \$3,700.00/mo	0.02%
212	<u>FLOOD JANITORIAL AND CARPET CARE</u>	Maintenance - Buildings	\$1,899.83	avg \$2,266.66/mo	0.02%
213	<u>MARK CHAMBELAIN</u>	Federal Grant Programs	\$1,899.70	avg \$1,899.70/mo	0.02%
214	<u>VITAL RECORDS HOLDINGS LLC</u>	Rental Op Lease - Building	\$1,869.43	avg \$1,869.43/mo	0.02%
215	<u>MALLORY SAFETY AND SUPPLY LLC</u>	Uniform Clothing	\$1,839.89	avg \$1,945.69/mo	0.02%
216	<u>CROW BURLINGAME</u>	Maintenance - Equipment	\$1,826.06	avg \$2,719.33/mo	0.02%
217	<u>ATC HEAVY DUTY TOWING AND RECOVERY INC</u>	Maintenance - Equipment	\$1,806.76	avg \$2,288.56/mo	0.02%
218	<u>RICK L HAYES</u>	Maintenance - Buildings	\$1,800.00	avg \$1,800.00/mo	0.02%
219	<u>SHANNON & WILSON INC</u>	Outside Services	\$1,750.00	avg \$1,750.00/mo	0.02%
220	<u>WENDELL PENNINGTON, OWNER</u>	Inspection and Testing	\$1,740.00	avg \$1,740.00/mo	0.02%
221	<u>CEDAR AND SAGE</u>	Custodial Equipment & Supp	\$1,618.67	avg \$1,618.67/mo	0.02%
222	<u>ACE HYDRAULICS INC.</u>	Maintenance - Equipment	\$1,607.51	avg \$2,330.55/mo	0.02%
223	<u>OMEGA CUSTOMS LLC</u>	Maintenance - Equipment	\$1,586.17	avg \$2,328.08/mo	0.02%
224	<u>ADAM PRATT</u>	Maintenance - Equipment	\$1,580.63	avg \$1,580.63/mo	0.02%
225	<u>JAMES M JENNINGS</u>	American Rescue Plan - Hom	\$1,530.00	avg \$1,530.00/mo	0.02%
226	<u>JRT TRUCKING INC</u>	Maintenance - Buildings	\$1,500.00	avg \$1,500.00/mo	0.02%
227	<u>TERMINIX INTERNATIONAL CO LIMITED PARTNERSHIP</u>	Maintenance - Buildings	\$1,494.00	avg \$1,494.00/mo	0.02%
228	<u>SPATCO ENERGY SOLUTIONS LLC</u>	Maintenance - Buildings	\$1,493.04	avg \$1,493.04/mo	0.02%
229	<u>BOND EQUIPMENT COMPANY INC</u>	Maintenance - Equipment	\$1,479.30	avg \$1,479.30/mo	0.02%
230	<u>DARRELLS TIRE & SERVICE CENTER</u>	Maintenance - Equipment	\$1,455.51	avg \$1,455.51/mo	0.02%

#	VENDOR	CATEGORY	AMOUNT	MONTHLY	% TOTAL
231	J & R EQUIPMENT LLC	Maintenance - Equipment	\$1,446.94	avg \$2,140.70/mo	0.02%
232	WEHCO NEWSPAPERS INC	Advertising & Printing	\$1,439.64	avg \$1,710.20/mo	0.02%
233	ANDERS GROUP INC	Advertising & Printing	\$1,424.15	avg \$1,424.15/mo	0.02%
234	LOGICUBE INC	Software Licensing Fees	\$1,399.72	avg \$1,399.72/mo	0.02%
235	FAIRWAY LAWNS INC	Maintenance - Buildings	\$1,392.00	avg \$1,392.00/mo	0.02%
236	AQUALAW PLC	Legal Services-Consent Dec	\$1,380.00	avg \$1,380.00/mo	0.02%
237	THE FIRST NATIONAL BANK OF FORT SMITH	Rental Op Lease - Equipmen	\$1,359.42	avg \$1,359.42/mo	0.02%
238	A/R ONE TIME PAY VENDOR - ONE TIME PAY	A/R - Water	\$1,358.38	avg \$1,429.35/mo	0.02%
239	AT&T CORP	Communications	\$1,353.09	avg \$1,453.29/mo	0.02%
240	CELLCO PARTNERSHIP	Communications	\$1,352.16	avg \$1,352.16/mo	0.02%
241	ENVISION COMPUTER ASSOCIATES INC	Maintenance - Equipment	\$1,345.76	avg \$1,345.76/mo	0.02%
242	AR RURAL WATER ASSOC	Dues & Subscriptions	\$1,325.00	avg \$1,325.00/mo	0.02%
243	CANTERBURY FAMILY LLLP	Project Right of Way	\$1,292.00	avg \$1,292.00/mo	0.02%
244	AR CRIME INFORMATION CENTER	Rental Op Lease - Equipmen	\$1,257.90	avg \$1,257.90/mo	0.01%
245	DEPAUL SERVICES INC	Outside Services	\$1,211.84	avg \$1,731.20/mo	0.01%
246	MORGAN SUPPLY INC	Custodial Equipment & Supp	\$1,197.16	avg \$1,197.16/mo	0.01%
247	RIVER VALLEY MATERIALS LLC	Materials	\$1,178.46	avg \$1,178.46/mo	0.01%
248	RANDALL FORD INC	Maintenance - Equipment	\$1,154.12	avg \$1,469.92/mo	0.01%
249	URGENT TEAM OF ARKANSAS PHYSICIANS LLC	Employee Screenings	\$1,120.00	avg \$1,120.00/mo	0.01%
250	SVC ABS LLC	Project Right of Way	\$1,085.00	avg \$1,085.00/mo	0.01%
251	DAVIS PRINTING INC	Advertising & Printing	\$1,067.63	avg \$1,828.66/mo	0.01%
252	MR ROB'S DRY CLEANERS & LAUNDRY	Uniform Clothing	\$1,047.99	avg \$1,047.99/mo	0.01%
253	AR COMMUNITY FOUNDATION FOR	Benevolent Fund	\$1,040.75	avg \$1,930.43/mo	0.01%

#	VENDOR	CATEGORY	AMOUNT	MONTHLY	% TOTAL
254	<u>HIGH MEADOW BUSINESS SOLUTIONS INC.</u>	Software Licensing Fees	\$1,040.00	avg \$1,040.00/mo	0.01%
255	<u>ABC PRINTING AND SIGNS</u>	Uniform Clothing	\$1,020.01	avg \$1,343.04/mo	0.01%
256	<u>KEVIN M KING</u>	Project Right of Way	\$1,020.00	avg \$1,020.00/mo	0.01%
257	<u>FEDERAL EXPRESS CORPORATION</u>	Postage & Freight	\$1,014.32	avg \$1,014.32/mo	0.01%
258	<u>BLAYLOCK HEATING AND AIR COND INC</u>	Maintenance - Buildings	\$1,012.33	avg \$1,012.33/mo	0.01%
259	<u>SARAH R MATTHEWS COMPANY THE</u>	Project Right of Way	\$1,000.00	avg \$1,000.00/mo	0.01%
260	<u>JAMES RELEFORD</u>	Benevolent Fund	\$1,000.00	avg \$1,000.00/mo	0.01%
261	<u>AR VALLEY COMMUNICATIONS</u>	Small Equipment	\$979.56	avg \$979.56/mo	0.01%
262	<u>TROTTER ELECTRIC</u>	Maintenance - Buildings	\$970.00	avg \$970.00/mo	0.01%
263	<u>STRIBLING EQUIPMENT LLC</u>	Maintenance - Equipment	\$960.60	avg \$1,935.47/mo	0.01%
264	<u>THE PRINT CO OF NW ARK</u>	Advertising & Printing	\$917.73	avg \$917.73/mo	0.01%
265	<u>PILAR HUITRON-CHAVEZ</u>	Project Right of Way	\$890.00	avg \$890.00/mo	0.01%
266	<u>NORTHWEST CONTROL SYSTEMS</u>	Maintenance - Buildings	\$886.95	avg \$886.95/mo	0.01%
267	<u>LAIRAMORE CORP</u>	Custodial Equipment & Supp	\$836.33	avg \$836.33/mo	0.01%
268	<u>CUSTOM EQUIPMENT CO</u>	Maintenance - Equipment	\$826.80	avg \$2,099.77/mo	0.01%
269	<u>KING IRRIGATION & LIGHTING INC</u>	Maintenance - Buildings	\$821.26	avg \$821.26/mo	0.01%
270	<u>LANGUAGE LINE SERVICES INC</u>	Dues & Subscriptions	\$813.46	avg \$1,580.05/mo	0.01%
271	<u>DOBSON TECHNOLOGIES,TRANSPORT&TELECOM</u>	Communications	\$811.52	avg \$811.52/mo	0.01%
272	<u>FARMERS COOPERATIVE</u>	Materials	\$786.19	avg \$1,275.63/mo	0.01%
273	<u>JE SYSTEMS INC</u>	Maintenance - Buildings	\$768.14	avg \$768.14/mo	0.01%
274	<u>EXPERT TRUCK ELECTRIC</u>	Maintenance - Equipment	\$761.03	avg \$761.03/mo	0.01%
275	<u>AR FUEL INJECTION OF FORT SMITH INC</u>	Maintenance - Equipment	\$761.03	avg \$761.03/mo	0.01%
276	<u>ARKANSAS BAR ASSOCIATION</u>	Dues & Subscriptions	\$750.00	avg \$750.00/mo	0.01%

#	VENDOR	CATEGORY	AMOUNT	MONTHLY	% TOTAL
277	LARISSA FLANAGAN	Maintenance - Buildings	\$750.00	avg \$750.00/mo	0.01%
278	AIR COMPRESSOR EQUIPMENT CO	Maintenance - Equipment	\$748.53	avg \$748.53/mo	0.01%
279	LINDER TOPSOIL INC	Materials	\$732.70	avg \$732.70/mo	0.01%
280	ONE TIME PAY VENDOR	Claims and Judgments	\$728.14	avg \$728.14/mo	0.01%
281	ARC FOR THE RIVER VALLEY THE	Federal Grant Programs	\$722.91	avg \$722.91/mo	0.01%
282	DAKOTA HIGHLEY'S HEATING AND AIR CONDITIONING, LLC	Maintenance - Buildings	\$692.50	avg \$692.50/mo	0.01%
283	P 01/22/26 2101 100309 A/R - SEWER 560.00	Uncategorized	\$687.33	—	0.01%
284	ELITE EXTERMINATING INC	Outside Services	\$682.19	avg \$995.37/mo	0.01%
285	WELDON WILLIAMS AND LICK INC	Advertising & Printing	\$670.00	avg \$670.00/mo	0.01%
286	GEORGE MCGILL	Lodging	\$661.02	avg \$661.02/mo	0.01%
287	TLG OPERATIONS LLC	Inventory - Purchase	\$658.71	avg \$658.71/mo	0.01%
288	GLADIS PEREZ	Project Right of Way	\$648.00	avg \$648.00/mo	0.01%
289	NDT METAL FINISHING INC	Project Right of Way	\$648.00	avg \$648.00/mo	0.01%
290	JOHNS AUTO CENTER	Maintenance - Equipment	\$637.31	avg \$1,012.02/mo	0.01%
291	FORT SMITH HAND THERAPY	Employee Screenings	\$630.00	avg \$630.00/mo	0.01%
292	GOVCONNECTION INC	Computer Equipment & Softw	\$628.42	avg \$628.42/mo	0.01%
293	ZONES INC	Office Supplies	\$606.57	avg \$808.76/mo	0.01%
294	COOLING SOLUTIONS INC	Maintenance - Equipment	\$602.25	avg \$602.25/mo	0.01%
295	JOBLAB SERVICES	Employee Screenings	\$600.00	avg \$600.00/mo	0.01%
296	FULCRUM BIOMETRICS INC	Software Licensing Fees	\$600.00	avg \$600.00/mo	0.01%
297	CDK ENTERPRISES	Materials	\$600.00	avg \$600.00/mo	0.01%
298	3SI SECURITY SYSTEMS INC	Dues & Subscriptions	\$600.00	avg \$600.00/mo	0.01%
299	FLEETPRIDE INC	Maintenance - Equipment	\$590.16	avg \$947.37/mo	0.01%
300	CRESENTIA S LOHSE	Maintenance - Buildings	\$581.20	avg \$581.20/mo	0.01%

#	VENDOR	CATEGORY	AMOUNT	MONTHLY	% TOTAL
301	<u>GRAND FINALE PRODUCTIONS LLC</u>	Outside Services	\$569.40	avg \$569.40/mo	0.01%
302	<u>RATH AUTO RESOURCES & MEINEKE #2200</u>	Maintenance - Equipment	\$563.99	avg \$744.24/mo	0.01%
303	<u>UNITED WAY OF FORT SMITH AREA INC</u>	United Fund Withheld	\$561.11	avg \$1,054.83/mo	0.01%
304	<u>FIRST CHOICE COFFEE SERVICES</u>	Custodial Equipment & Supp	\$535.49	avg \$535.49/mo	0.01%
305	<u>UNIFIRST FIRST AID CORP</u>	Custodial Equipment & Supp	\$535.15	avg \$535.15/mo	0.01%
306	<u>GIRLS INC</u>	Federal Grant Programs	\$530.00	avg \$530.00/mo	0.01%
307	<u>GELCO CLOTHING AND SHOES INC</u>	Uniform Clothing	\$524.47	avg \$929.61/mo	0.01%
308	<u>THE HEIL CO</u>	Communications	\$521.50	avg \$521.50/mo	0.01%
309	<u>JOYCE BRADLEY BABIN TRUSTEE</u>	Misc/ Bankruptcy	\$505.38	avg \$1,010.76/mo	0.01%
310	<u>SENECA COMPANIES</u>	Maintenance - Equipment	\$503.15	avg \$503.15/mo	0.01%
311	<u>SOUTHERN AR UNIVERSITY TECH</u>	Training Materials	\$500.00	avg \$500.00/mo	0.01%
312	<u>PHARIS BROADCASTING INC</u>	Special Events	\$500.00	avg \$500.00/mo	0.01%
313	<u>STOP STICK LTD</u>	Small Equipment	\$493.85	avg \$493.85/mo	0.01%
314	<u>NEXAIR LLC</u>	Rental Op Lease - Equipmen	\$480.12	avg \$756.73/mo	0.01%
315	<u>HERITAGE-CRYSTAL CLEAN LLC</u>	Materials	\$475.38	avg \$475.38/mo	0.01%
316	<u>STEPHEN BRUCE & ASSOCIATES</u>	Garnishment	\$459.61	avg \$692.76/mo	0.01%
317	<u>JODYS TOWING AND RECOVERY</u>	Maintenance - Equipment	\$454.44	avg \$454.44/mo	0.01%
318	<u>ARCHITECTURE PLUS, INC.</u>	Cap Outlay - Improvement 0	\$450.00	avg \$450.00/mo	0.01%
319	<u>MULTI SERVICE TECHNOLOGY SOLUTIONS INC</u>	Uniform Clothing	\$448.39	avg \$448.39/mo	0.01%
320	<u>P 01/29/26 2101 100309 A/R - SEWER 266.19</u>	Uncategorized	\$427.47	-	0.00%
321	<u>THE ROOP LAW FIRM</u>	Legal Services	\$420.00	avg \$420.00/mo	0.00%
322	<u>JON PICKEL</u>	Maintenance - Equipment	\$400.00	avg \$400.00/mo	0.00%
323	<u>MARLIN LEASING CORPORATION</u>	Rental Op Lease - Equipmen	\$393.71	avg \$782.70/mo	0.00%
324	<u>STATE OF AR DEPT OF FIN & ADMIN</u>	Garnishment	\$374.78	avg \$731.03/mo	0.00%

#	VENDOR	CATEGORY	AMOUNT	MONTHLY	% TOTAL
325	<u>COPELAND RENTALS LLC</u>	Project Right of Way	\$374.40	avg \$374.40/mo	0.00%
326	<u>FORT SMITH FIRE FIGHTERS FOUNDATION</u>	Uncategorized	\$374.00	—	0.00%
327	<u>MURPHREES INC</u>	Maintenance - Equipment	\$360.00	avg \$360.00/mo	0.00%
328	<u>THE DOWLER LAW FIRM</u>	Garnishment	\$350.05	avg \$687.96/mo	0.00%
329	<u>CDW GOVERNMENT INC</u>	Peripheral Replacements	\$348.70	avg \$348.70/mo	0.00%
330	<u>MOUNTAIN SPRING WATER</u>	Custodial Equipment & Supp	\$329.25	avg \$453.52/mo	0.00%
331	<u>BECDAVIS INC</u>	Maintenance - Buildings	\$328.50	avg \$328.50/mo	0.00%
332	<u>BUTTERFIELD DISTRICT 5</u>	Outside Services	\$325.00	avg \$325.00/mo	0.00%
333	<u>P 01/15/26 2101 100309 A/R - SEWER 183.75</u>	A/R - Late Fees	\$317.16	avg \$28.88/mo	0.00%
334	<u>MOWER SHOP INC THE</u>	Maintenance - Equipment	\$316.28	avg \$725.30/mo	0.00%
335	<u>FUSION HEAT & AIR LLC</u>	Maintenance - Buildings	\$314.77	avg \$314.77/mo	0.00%
336	<u>CA STATE DISBURSEMENT UNIT</u>	Child Support	\$304.15	avg \$608.30/mo	0.00%
337	<u>CRANFORD JOHNSON ROBINSON</u>	Digital Marketing	\$300.00	avg \$300.00/mo	0.00%
338	<u>KREU/LA RAZA 92.3</u>	Advertising & Printing	\$300.00	avg \$300.00/mo	0.00%
339	<u>TODD MITTGE</u>	Dues & Subscriptions	\$300.00	avg \$300.00/mo	0.00%
340	<u>MATLOCK ELECTRIC CO INC</u>	Maintenance - Buildings	\$296.00	avg \$296.00/mo	0.00%
341	<u>NATALIE DURANT</u>	Other Travel	\$288.30	avg \$288.30/mo	0.00%
342	<u>FRANCOTYP-POSTALIA INC</u>	Rental Op Lease - Equipmen	\$286.36	avg \$286.36/mo	0.00%
343	<u>TRI-TECH FORENSICS INC</u>	Materials	\$275.94	avg \$275.94/mo	0.00%
344	<u>PHIL HASSETT INC</u>	Maintenance - Equipment	\$273.75	avg \$273.75/mo	0.00%
345	<u>PRECISION DRUG SCREENING INC</u>	Employee Screenings	\$273.00	avg \$273.00/mo	0.00%
346	<u>TERRY RANKIN</u>	Prepaid Travel	\$264.72	avg \$264.72/mo	0.00%
347	<u>A & G DIESEL SERVICES INC</u>	Maintenance - Equipment	\$258.69	avg \$258.69/mo	0.00%
348	<u>RAYCO ENTERPRISES INC DBA DOCU PRINT</u>	Office Supplies	\$257.33	avg \$257.33/mo	0.00%

#	VENDOR	CATEGORY	AMOUNT	MONTHLY	% TOTAL
349	<u>MARLENI S LINARES</u>	Project Right of Way	\$255.00	avg \$255.00/mo	0.00%
350	<u>AR ASSOC OF CHIEFS OF POLICE</u>	Dues & Subscriptions	\$250.00	avg \$250.00/mo	0.00%
351	<u>LEE KEMP</u>	Other Travel	\$247.40	avg \$247.40/mo	0.00%
352	<u>MR AUTO GLASS</u>	Maintenance - Equipment	\$246.38	avg \$246.38/mo	0.00%
353	<u>A CLEAN POTTY INC</u>	Program Expense	\$246.38	avg \$503.71/mo	0.00%
354	<u>ANDREWS PLUMBING AND HEATING CO INC</u>	Outside Services	\$245.25	avg \$245.25/mo	0.00%
355	<u>AMERIGAS PROPANE LP</u>	Materials	\$244.09	avg \$244.09/mo	0.00%
356	<u>JEFF DINGMAN</u>	Other Travel	\$241.60	avg \$241.60/mo	0.00%
357	<u>CHRIS HOOVER</u>	Other Travel	\$240.15	avg \$471.60/mo	0.00%
358	<u>MATTHEW BENDER AND COMPANY INC DBA</u>	Office Supplies	\$230.45	avg \$230.45/mo	0.00%
359	<u>SOUTHWEST GARAGE DOOR CO</u>	Maintenance - Buildings	\$228.86	avg \$228.86/mo	0.00%
360	<u>CHEMAQUA</u>	Maintenance - Buildings	\$225.57	avg \$451.14/mo	0.00%
361	<u>AG WITT LLC</u>	FEMA Consultant	\$225.00	avg \$225.00/mo	0.00%
362	<u>LINDA WHITED</u>	Project Right of Way	\$218.00	avg \$218.00/mo	0.00%
363	<u>UNIVERSAL FIRE EQUIPMENT CO</u>	Materials	\$216.04	avg \$216.04/mo	0.00%
364	<u>ABILITIES UNLIMITED INC</u>	Program Expense	\$213.73	avg \$412.39/mo	0.00%
365	<u>FABER & BRAND LLC</u>	Garnishment	\$212.24	avg \$362.25/mo	0.00%
366	<u>WANDA FOSTER</u>	A/R - Water	\$212.14	avg \$212.14/mo	0.00%
367	<u>JOHN WRIGHT ASSOCIATES</u>	Small Equipment	\$212.00	avg \$212.00/mo	0.00%
368	<u>AAA U RENT IT INC</u>	Materials	\$209.15	avg \$209.15/mo	0.00%
369	<u>SCENTAIR HOLDINGS INC</u>	Rental Op Lease - Equipmen	\$206.96	avg \$413.92/mo	0.00%
370	<u>DIEM QUYNH NGUYEN</u>	A/R - Water	\$198.66	avg \$198.66/mo	0.00%
371	<u>SHERMAN MOORE</u>	Communications	\$191.00	avg \$191.00/mo	0.00%

#	VENDOR	CATEGORY	AMOUNT	MONTHLY	% TOTAL
372	<u>RUBBER & GASKET OF AMERICA-FORT SMITH</u>	Maintenance - Equipment	\$190.30	avg \$190.30/mo	0.00%
373	<u>DOUGLAS K SKOKOS</u>	A/R - Water	\$188.46	avg \$188.46/mo	0.00%
374	<u>REDDY ICE CORPORATION</u>	Custodial Equipment & Supp	\$181.66	avg \$181.66/mo	0.00%
375	<u>FORT SMITH FIREFIGHTERS ASSOCIATION</u>	Fire Association Dues	\$180.00	avg \$180.00/mo	0.00%
376	<u>CHELSEA DEE MARR</u>	Child Support	\$177.23	avg \$354.46/mo	0.00%
377	<u>WICHITA WATER CONDITIONING, INC</u>	Custodial Equipment & Supp	\$161.60	avg \$181.97/mo	0.00%
378	<u>AR RECYCLING COALITION</u>	Dues & Subscriptions	\$150.00	avg \$150.00/mo	0.00%
379	<u>AR CON TESTING SERVICES INC</u>	Construction Contracts	\$150.00	avg \$150.00/mo	0.00%
380	<u>MARY LOUIS RACHEL</u>	Project Right of Way	\$150.00	avg \$150.00/mo	0.00%
381	<u>DUSTIN BRADSHAW</u>	Prepaid Travel	\$149.00	avg \$149.00/mo	0.00%
382	<u>MITCHELL PARKER</u>	Prepaid Travel	\$149.00	avg \$149.00/mo	0.00%
383	<u>KAREN HAINLINE</u>	Project Right of Way	\$145.00	avg \$145.00/mo	0.00%
384	<u>TEECO SAFETY INC</u>	Uniform Clothing	\$144.79	avg \$144.79/mo	0.00%
385	<u>SWAIM OFFICE PRODUCTS CO</u>	Office Supplies	\$142.85	avg \$263.81/mo	0.00%
386	<u>TRI STATE ENTERPRISES INC</u>	Maintenance - Equipment	\$118.84	avg \$219.75/mo	0.00%
387	<u>MUNICIPAL POLICE ASSOCIATION</u>	Union Dues - Police	\$110.00	avg \$110.00/mo	0.00%
388	<u>USED OIL SERVICE CO INC</u>	Fleet Inventory	\$100.00	avg \$100.00/mo	0.00%
389	<u>PIONEER PUBLISHING</u>	Digital Marketing	\$100.00	avg \$100.00/mo	0.00%
390	<u>CHAU NGOC TRAN</u>	Project Right of Way	\$100.00	avg \$100.00/mo	0.00%
391	<u>DANIEL BROYLES</u>	Project Right of Way	\$100.00	avg \$100.00/mo	0.00%
392	<u>JAMES BROWN</u>	Project Right of Way	\$100.00	avg \$100.00/mo	0.00%
393	<u>SANTIAGO FIGUEROA</u>	Project Right of Way	\$100.00	avg \$100.00/mo	0.00%
394	<u>YESENIA E SAVVEDRA GARCIA</u>	A/R - Water	\$99.93	avg \$99.93/mo	0.00%

#	VENDOR	CATEGORY	AMOUNT	MONTHLY	% TOTAL
395	<u>CODY BROWN</u>	A/R - Water	\$95.97	avg \$95.97/mo	0.00%
396	<u>DEVIN WILLIAMS</u>	Taxes Licenses Permits	\$93.08	avg \$93.08/mo	0.00%
397	<u>TEXAS CHILD SUPPORT SDU</u>	Child Support	\$92.31	avg \$184.62/mo	0.00%
398	<u>SPEEDY LOANS</u>	Garnishment	\$86.59	avg \$157.41/mo	0.00%
399	<u>AR DEPT OF HEALTH</u>	Taxes Licenses Permits	\$85.00	avg \$85.00/mo	0.00%
400	<u>ALERT ALARM SYSTEMS INC</u>	Outside Services	\$80.48	avg \$120.72/mo	0.00%
401	<u>KEELING CO</u>	Materials	\$75.97	avg \$75.97/mo	0.00%
402	<u>NAFECO INC</u>	Uniform Clothing	\$75.56	avg \$75.56/mo	0.00%
403	<u>MICHELLE REYES MACIAS</u>	A/R - Water	\$73.36	avg \$73.36/mo	0.00%
404	<u>LEIGH A BLAKE</u>	A/R - Water	\$71.63	avg \$71.63/mo	0.00%
405	<u>GENE A DELLAVALLE JR</u>	A/R - Water	\$70.97	avg \$70.97/mo	0.00%
406	<u>TAMI RENEE WOOD</u>	Other Travel	\$64.33	avg \$64.33/mo	0.00%
407	<u>SO STATES POLICE BENEVOLENT ASSOC</u>	South States Police Ben As	\$63.00	avg \$63.00/mo	0.00%
408	<u>SHAMROCK BOLT AND SCREW CO INC</u>	Fleet Inventory	\$59.21	avg \$59.21/mo	0.00%
409	<u>AWW AND WEA</u>	Dues & Subscriptions	\$57.00	avg \$57.00/mo	0.00%
410	<u>WEST TERMITE AND PEST MANAGEMENT INC</u>	Materials	\$56.94	avg \$56.94/mo	0.00%
411	<u>ALLSTATE TERMITE AND PEST SOLUTIONS INC</u>	Outside Services	\$54.75	avg \$54.75/mo	0.00%
412	<u>RODNEY HUDSON</u>	Taxes Licenses Permits	\$52.83	avg \$52.83/mo	0.00%
413	<u>SUNBELT RENTALS INC</u>	Rental Op Lease - Equipmen	\$51.87	avg \$51.87/mo	0.00%
414	<u>KIONA R FONDA</u>	A/R - Water	\$48.00	avg \$48.00/mo	0.00%
415	<u>AMY JONES</u>	Allowances - Misc	\$45.00	avg \$45.00/mo	0.00%
416	<u>EMILY HORN</u>	Allowances - Misc	\$45.00	avg \$45.00/mo	0.00%
417	<u>OLAN CLARENCE JAMES III</u>	Allowances - Misc	\$45.00	avg \$45.00/mo	0.00%

#	VENDOR	CATEGORY	AMOUNT	MONTHLY	% TOTAL
418	<u>JOANNA HERNANDEZ</u>	Allowances - Misc	\$45.00	avg \$45.00/mo	0.00%
419	<u>PAIGE MATHEWS</u>	Allowances - Misc	\$45.00	avg \$45.00/mo	0.00%
420	<u>LAUREL SWICEGOOD</u>	Allowances - Misc	\$45.00	avg \$45.00/mo	0.00%
421	<u>LORI RAMSEY</u>	Other Travel	\$39.34	avg \$39.34/mo	0.00%
422	<u>MARK'S MACHINERY & MORE</u>	Small Equipment	\$38.33	avg \$38.33/mo	0.00%
423	<u>CITY OF FORT SMITH</u>	Misc/ Bankruptcy	\$35.00	avg \$35.00/mo	0.00%
424	<u>ZACKERY BATEMAN</u>	Other Travel	\$35.00	avg \$35.00/mo	0.00%
425	<u>GARY VEARRIER</u>	Other Travel	\$35.00	avg \$35.00/mo	0.00%
426	<u>PROPIO LS LLC</u>	Outside Services	\$30.10	avg \$30.10/mo	0.00%
427	<u>MITCHELL VINSANT</u>	Other Travel	\$25.00	avg \$25.00/mo	0.00%
428	<u>JASON PERGESON</u>	Training Materials	\$25.00	avg \$25.00/mo	0.00%
429	<u>IAN BOLANTE</u>	Training Materials	\$25.00	avg \$25.00/mo	0.00%
430	<u>MATTHEW WILLIAM LEWIS</u>	Other Travel	\$25.00	avg \$25.00/mo	0.00%
431	<u>GUY MOON</u>	Other Travel	\$25.00	avg \$25.00/mo	0.00%
432	<u>VAUGHN CHARLES</u>	Other Travel	\$25.00	avg \$25.00/mo	0.00%
433	<u>LORNE MATTHEWS</u>	Training Materials	\$25.00	avg \$25.00/mo	0.00%
434	<u>DEVIN JOHN DEERINWATER</u>	Other Travel	\$25.00	avg \$25.00/mo	0.00%
435	<u>DARREN BONDS</u>	Other Travel	\$25.00	avg \$25.00/mo	0.00%
436	<u>KEITH DELANEY WILSON</u>	Other Travel	\$25.00	avg \$25.00/mo	0.00%
437	<u>MELISSA ARNOLD</u>	Training Materials	\$25.00	avg \$25.00/mo	0.00%
438	<u>FARRIS GREG</u>	Other Travel	\$25.00	avg \$25.00/mo	0.00%
439	<u>ODIS L. PILGRIM II</u>	Training Materials	\$25.00	avg \$25.00/mo	0.00%
440	<u>DYLAN LEARMONT</u>	Training Materials	\$25.00	avg \$25.00/mo	0.00%

#	VENDOR	CATEGORY	AMOUNT	MONTHLY	% TOTAL
441	<u>JESSICA JEAN WALLACE HEICHBERGER</u>	Training Materials	\$25.00	avg \$25.00/mo	0.00%
442	<u>HOMER MUELLER</u>	Other Travel	\$25.00	avg \$25.00/mo	0.00%
443	<u>ASHLEY Y WEBB</u>	A/R - Water	\$20.97	avg \$20.97/mo	0.00%
444	<u>AMERICAN STAMP AND MARKING PRODUCTS</u>	Office Supplies	\$20.74	avg \$20.74/mo	0.00%
445	<u>BRIAN'S LOCK & SAFE INC.</u>	Maintenance - Equipment	\$16.43	avg \$16.43/mo	0.00%
446	<u>KAMI CALE</u>	A/R - Water	\$10.05	avg \$10.05/mo	0.00%
447	<u>CARLA CRAVENS</u>	Other Travel	\$5.60	avg \$5.60/mo	0.00%
448	<u>STEPHEN ECHOLS</u>	A/R - Water	\$1.08	avg \$1.08/mo	0.00%

PAID INVOICES ANALYSIS

January 2026, February 2026, March 2026, April 2026 · Exported May 17, 2026

Fort Smith, Arkansas — City Paid Invoices

Periods: **January 2026, February 2026, March 2026, April 2026** · Exported: May 17, 2026 · 984 vendors · Grand total: **\$35,732,142.04**

OVERVIEW

JANUARY 2026

FEBRUARY 2026

MARCH 2026

APRIL 2026

PERIOD
February 2026

TOTAL PAID
\$11,835,887.92

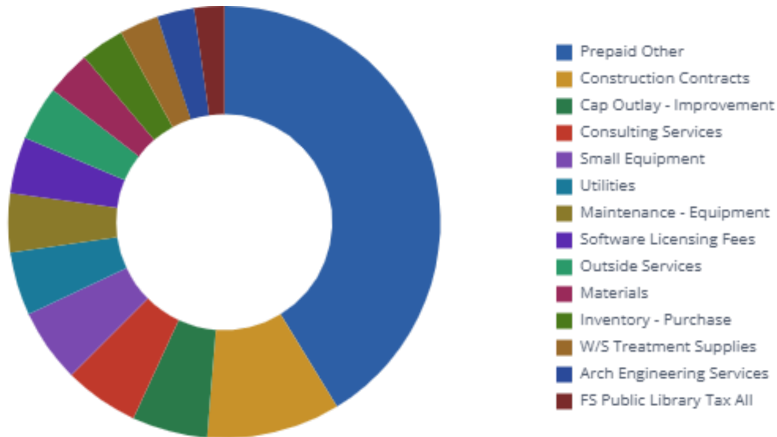
OPERATING
\$6,913,643.22

INVESTMENTS
\$4,922,244.70

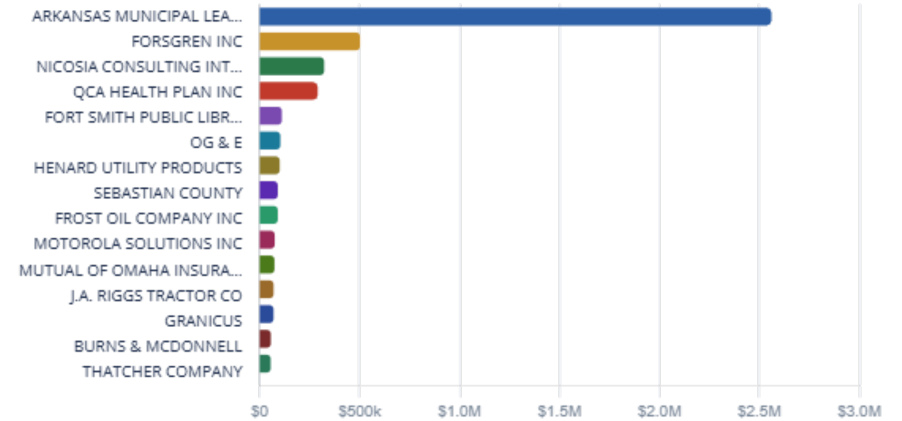
VENDORS
454

TOP VENDOR
ARKANSAS MUNICIPAL LEAGUE
\$2,650,829.29

SPENDING BY CATEGORY — OPERATING



TOP 15 VENDORS — OPERATING



INVESTMENTS & CAPITAL 3 vendors · total: \$4,922,244.70

#	VENDOR	CATEGORY	AMOUNT	MONTHLY	% TOTAL
1	BANK OZK	Investments - Bonds	\$4,918,087.50	avg \$4,200,056.24/mo	99.92%
2	AR POLYGRAPH AND INVESTIGATIVE ASSOC LL	Examinations - Civil Serv	\$2,925.00	avg \$2,925.00/mo	0.06%
3	OW INVESTORS LLC	Maintenance - Equipment	\$1,232.20	avg \$1,232.20/mo	0.03%

ALL VENDORS (OPERATING) — FEBRUARY 2026 451 vendors · total: \$6,913,643.22

#	VENDOR	CATEGORY	AMOUNT	MONTHLY	% TOTAL
1	<u>ARKANSAS MUNICIPAL LEAGUE</u>	Prepaid Other	\$2,650,829.29	avg \$2,650,829.29/mo	38.34%
2	<u>FORSGREN INC</u>	Construction Contracts	\$543,719.61	avg \$543,719.61/mo	7.86%
3	<u>NICOSIA CONSULTING INTERNATIONAL</u>	Cap Outlay - Improvement	\$359,552.68	avg \$359,552.68/mo	5.20%
4	<u>OCA HEALTH PLAN INC</u>	Consulting Services	\$163,925.18	avg \$327,375.60/mo	2.37%
5	<u>FORT SMITH PUBLIC LIBRARY</u>	FS Public Library Tax All	\$142,997.29	avg \$142,997.29/mo	2.07%
6	<u>HENARD UTILITY PRODUCTS</u>	Small Equipment	\$132,044.69	avg \$132,044.69/mo	1.91%
7	<u>SEBASTIAN COUNTY</u>	Condemnation Deposits	\$119,174.35	avg \$122,148.85/mo	1.72%
8	<u>GRANICUS</u>	Software Licensing Fees	\$95,964.46	avg \$100,447.96/mo	1.39%
9	<u>J.A. RIGGS TRACTOR CO</u>	Maintenance - Equipment	\$71,343.53	avg \$100,639.39/mo	1.03%
10	<u>OG & E</u>	Utilities	\$69,596.51	avg \$135,303.18/mo	1.01%
11	<u>THATCHER COMPANY</u>	W/S Treatment Supplies	\$64,960.50	avg \$85,662.30/mo	0.94%
12	<u>SOFTWARE HOUSE INTERNATIONAL INC</u>	Software Licensing Fees	\$64,482.48	avg \$64,482.48/mo	0.93%
13	<u>VAN HORN CONSTRUCTION INC</u>	Construction Contracts	\$64,163.97	avg \$64,163.97/mo	0.93%
14	<u>KITTIES & KANINES SHELTER INC</u>	Other Current Expenses	\$63,407.00	avg \$63,407.00/mo	0.92%
15	<u>COX COMMUNICATIONS INC</u>	Communications	\$60,749.18	avg \$65,947.86/mo	0.88%
16	<u>AR VALLEY ELECTRIC COOP CORP</u>	Utilities	\$60,337.01	avg \$78,067.42/mo	0.87%
17	<u>FROST OIL COMPANY INC</u>	Inventory - Purchase	\$58,457.00	avg \$122,143.51/mo	0.85%
18	<u>HUG CHEVROLET BUICK GMC</u>	Small Equipment	\$54,963.63	avg \$54,963.63/mo	0.80%
19	<u>DELTA DENTAL PLAN OF ARKANSAS INC</u>	Dental Claims	\$54,941.80	avg \$54,941.80/mo	0.79%
20	<u>MUTUAL OF OMAHA INSURANCE COMPANY</u>	EE Basic Life Insurance	\$53,029.18	avg \$105,095.41/mo	0.77%
21	<u>CRAM-A LOT</u>	Containers	\$45,336.45	avg \$45,336.45/mo	0.66%
22	<u>MOTOROLA SOLUTIONS INC</u>	Small Equipment	\$45,124.27	avg \$106,537.93/mo	0.65%

#	VENDOR	CATEGORY	AMOUNT	MONTHLY	% TOTAL
23	<u>BURNS & MCDONNELL</u>	Outside Services	\$45,007.50	avg \$86,396.25/mo	0.65%
24	<u>KNOWBE4 INC</u>	Software Licensing Fees	\$44,077.28	avg \$44,077.28/mo	0.64%
25	<u>SIERRA CONTAINER GROUP</u>	Cap Outlay - Refuse Carts	\$43,919.36	avg \$83,711.56/mo	0.64%
26	<u>SRCA INC SOCIAL SERVICES</u>	SRCA	\$43,750.00	avg \$43,750.00/mo	0.63%
27	<u>HAWKINS WEIR ENGINEERS INC</u>	Arch Engineering Services	\$43,492.50	avg \$53,162.50/mo	0.63%
28	<u>APAC CENTRAL INC</u>	Materials	\$41,268.00	avg \$81,304.24/mo	0.60%
29	<u>BRIXEY ENGINEERING AND LAND</u>	Arch Engineering Services	\$41,051.12	avg \$41,051.12/mo	0.59%
30	<u>CITY OF FORT SMITH</u>	Federal Grant Programs	\$39,297.14	avg \$40,427.70/mo	0.57%
31	<u>AR OK GAS CORP</u>	Utilities	\$39,284.00	avg \$82,694.07/mo	0.57%
32	<u>AT&T MOBILITY</u>	Communications	\$36,336.49	avg \$37,354.49/mo	0.53%
33	<u>SEBASTIAN COUNTY REGIONAL SOLID</u>	Landfill Fees	\$34,010.01	avg \$34,010.01/mo	0.49%
34	<u>STATE OF ARKANSAS</u>	Taxes Licenses Permits	\$31,609.11	avg \$32,254.11/mo	0.46%
35	<u>CON-WAL INC</u>	Materials	\$30,331.72	avg \$30,331.72/mo	0.44%
36	<u>AREA AGENCY ON AGING INC</u>	Area Agency on Aging	\$30,000.00	avg \$30,000.00/mo	0.43%
37	<u>JRT TRUCKING INC</u>	Outside Services	\$27,600.00	avg \$27,600.00/mo	0.40%
38	<u>MICKLE GRIFFIN LLC</u>	Arch Engineering Services	\$26,516.50	avg \$49,979.25/mo	0.38%
39	<u>BRENNTAG SOUTHWEST INC</u>	W/S Treatment Supplies	\$26,316.00	avg \$26,316.00/mo	0.38%
40	<u>PATRIOT UNDERGROUND</u>	Construction Contracts	\$26,167.28	avg \$26,167.28/mo	0.38%
41	<u>MOORE CONTRACTING CO INC</u>	Outside Services	\$25,200.00	avg \$25,200.00/mo	0.36%
42	<u>US GEOLOGICAL SURVEY</u>	Outside Services	\$25,030.25	avg \$25,030.25/mo	0.36%
43	<u>MAIN STREET FORT SMITH</u>	Main Street Fort Smith	\$25,000.00	avg \$27,194.00/mo	0.36%
44	<u>WINWATER FORT SMITH</u>	Inventory - Purchase	\$24,928.23	avg \$44,787.42/mo	0.36%
45	<u>MARCK RECYCLING</u>	Outside Services	\$24,065.60	avg \$24,065.60/mo	0.35%

#	VENDOR	CATEGORY	AMOUNT	MONTHLY	% TOTAL
46	<u>DAILY & WOODS PLLC</u>	Legal Services	\$22,431.80	avg \$24,171.80/mo	0.32%
47	<u>FEDLOGIC LLC</u>	Supplemental Insurance	\$22,302.00	avg \$22,302.00/mo	0.32%
48	<u>PREMIER PYROTECHNICS</u>	Uncategorized	\$22,000.00	—	0.32%
49	<u>BARLING WATER DEPT</u>	Residential Sewer Volume	\$21,355.87	avg \$21,355.87/mo	0.31%
50	<u>HEARTLAND BUSINESS SYSTEMS, LLC</u>	Small Equipment	\$20,842.70	avg \$30,581.02/mo	0.30%
51	<u>CEDARCHEM LLC</u>	W/S Treatment Supplies	\$20,257.25	avg \$40,131.44/mo	0.29%
52	<u>CARAHSOFT TECHNOLOGY CORP</u>	Software Licensing Fees	\$18,258.00	avg \$18,258.00/mo	0.26%
53	<u>ROSS MATTHEW MARK</u>	Federal Grant Programs	\$18,000.00	avg \$29,550.00/mo	0.26%
54	<u>FERGUSON ENTERPRISES INC</u>	Inventory - Purchase	\$17,896.55	avg \$17,896.55/mo	0.26%
55	<u>GULF STATES DISTRIBUTORS</u>	Small Equipment	\$17,804.71	avg \$21,513.21/mo	0.26%
56	<u>MCMILLEN, INC.</u>	Consulting Services	\$15,739.86	avg \$15,739.86/mo	0.23%
57	<u>SYN-TECH SYSTEMS INC</u>	Software Licensing Fees	\$15,006.00	avg \$15,006.00/mo	0.22%
58	<u>GREAT AMERICAN CONFERENCE</u>	Special Events	\$15,000.00	avg \$15,000.00/mo	0.22%
59	<u>RIVER VALLEY QUARRIES LLC</u>	Materials	\$14,645.34	avg \$14,645.34/mo	0.21%
60	<u>DATA FORMS INC</u>	Advertising & Printing	\$13,675.11	avg \$38,371.90/mo	0.20%
61	<u>SUPERIOR VISION</u>	Cobra Insurance Fees	\$13,606.28	avg \$25,211.42/mo	0.20%
62	<u>MAHG ARCHITECTURE INC</u>	Program Expense	\$13,000.00	avg \$21,768.74/mo	0.19%
63	<u>MALLORY SAFETY AND SUPPLY LLC</u>	Uniform Clothing	\$12,987.70	avg \$15,408.39/mo	0.19%
64	<u>OREILLY AUTOMOTIVE INC</u>	Maintenance - Equipment	\$12,753.52	avg \$13,494.96/mo	0.18%
65	<u>POLYDYNE INC</u>	W/S Treatment Supplies	\$12,744.00	avg \$12,744.00/mo	0.18%
66	<u>THE ROOSEVELT GROUP</u>	Outside Services	\$12,500.00	avg \$12,500.00/mo	0.18%
67	<u>GALLS, A DIVISION OF ARAMARK UNIFORM</u>	Uniform Clothing	\$12,206.95	avg \$30,131.04/mo	0.18%
68	<u>ROOTX</u>	Materials	\$12,115.00	avg \$12,115.00/mo	0.18%
69	<u>AR LIME CO</u>	W/S Treatment Supplies	\$12,063.69	avg \$12,063.69/mo	0.17%

#	VENDOR	CATEGORY	AMOUNT	MONTHLY	% TOTAL
70	CHEMPRO SERVICES INC	Outside Services	\$12,000.00	avg \$12,000.00/mo	0.17%
71	MIC SALES INC	Maintenance - Equipment	\$11,773.18	avg \$11,773.18/mo	0.17%
72	MCW DEVELOPMENT LLC	Project Right of Way	\$11,500.00	avg \$11,500.00/mo	0.17%
73	PENCCO INC	W/S Treatment Supplies	\$11,453.28	avg \$11,453.28/mo	0.17%
74	CONVERGE STRATEGIES, LLC	Federal Grant Programs	\$11,434.25	avg \$11,434.25/mo	0.17%
75	OAKLEY FERTILIZER INC	Materials	\$11,401.11	avg \$11,401.11/mo	0.16%
76	TONY'S TIRE SERVICE INC	Maintenance - Equipment	\$11,157.47	avg \$25,824.87/mo	0.16%
77	AR CHILD SUPPORT CLEARINGHOUSE	Child Support	\$10,724.27	avg \$21,448.54/mo	0.16%
78	CINTAS CORP	Uniform Clothing	\$10,712.10	avg \$22,787.75/mo	0.15%
79	DAVISON FUELS CO INC	Fuel & Lubricant	\$10,681.21	avg \$31,691.16/mo	0.15%
80	N HARRIS COMPUTER CORP	Cap Outlay - Software	\$10,527.50	avg \$18,577.50/mo	0.15%
81	CVENT INC	Digital Marketing	\$10,310.00	avg \$10,310.00/mo	0.15%
82	DIGITAL INSURANCE LLC	Consulting Services	\$10,000.00	avg \$10,000.00/mo	0.14%
83	DOWNTOWN AUTOMOTIVE & ACCESSORIES	Maintenance - Equipment	\$9,946.69	avg \$21,076.83/mo	0.14%
84	MCCLELLAND CONSULTING ENGINEERS INC	Arch Engineering Services	\$9,857.50	avg \$13,918.75/mo	0.14%
85	YBANEZ ENTERPRISES INC.	Outside Services	\$9,772.88	avg \$9,772.88/mo	0.14%
86	JDS SUPPLY CO	Inventory - Purchase	\$9,095.18	avg \$9,095.18/mo	0.13%
87	FARMERS COOPERATIVE	Materials	\$8,881.61	avg \$9,700.99/mo	0.13%
88	CRANFORD JOHNSON ROBINSON	Digital Marketing	\$8,500.00	avg \$8,500.00/mo	0.12%
89	WESTERN ARKANSAS COUSELING & GUIDANCE CENTER INC	Employee Screenings	\$8,372.54	avg \$8,372.54/mo	0.12%
90	ADDNODE USA HOLDING CO	Software Licensing Fees	\$8,151.00	avg \$8,151.00/mo	0.12%
91	BLAYLOCK HEATING AND AIR COND INC	Maintenance - Buildings	\$8,100.00	avg \$10,274.47/mo	0.12%
92	SPLASHTOP INC	Software Licensing Fees	\$7,950.00	avg \$7,950.00/mo	0.11%

#	VENDOR	CATEGORY	AMOUNT	MONTHLY	% TOTAL
93	<u>SCS ENGINEERS</u>	Inspection and Testing	\$7,664.47	avg \$7,664.47/mo	0.11%
94	<u>EMERY SAPP & SONS</u>	Materials	\$7,652.74	avg \$7,652.74/mo	0.11%
95	<u>CANON FINANCIAL SERVICES</u>	Rental Op Lease - Equipme	\$7,240.42	avg \$13,850.83/mo	0.10%
96	<u>DUE NORTH CONSULTING INC</u>	Print Media - Magazine	\$6,900.00	avg \$6,900.00/mo	0.10%
97	<u>EDISON HEALTHCARE LLC</u>	Other Travel	\$6,662.01	avg \$6,662.01/mo	0.10%
98	<u>KENNY WRAYS AUTOMOTIVE</u>	Maintenance - Equipment	\$6,524.90	avg \$6,524.90/mo	0.09%
99	<u>STRIBLING EQUIPMENT LLC</u>	Maintenance - Equipment	\$6,401.62	avg \$8,270.32/mo	0.09%
100	<u>TYLER TECHNOLOGIES INC</u>	Misc - Unanticipated	\$6,383.85	avg \$6,383.85/mo	0.09%
101	<u>ALARMCO INC</u>	Maintenance - Buildings	\$6,285.52	avg \$6,285.52/mo	0.09%
102	<u>RJN GROUP</u>	Construction Contracts	\$6,225.00	avg \$6,225.00/mo	0.09%
103	<u>FORT SMITH MUSEUM OF HISTORY</u>	Ft Smith Museum of Histor	\$6,137.08	avg \$6,137.08/mo	0.09%
104	<u>RIVER VALLEY MATERIALS LLC</u>	Materials	\$6,100.82	avg \$9,058.04/mo	0.09%
105	<u>SUNBELT CHEMICAL AND EQUIP CO INC</u>	Maintenance - Equipment	\$5,991.96	avg \$5,991.96/mo	0.09%
106	<u>KENILWORTH MEDIA INC</u>	Print Media - Magazine	\$5,845.00	avg \$5,845.00/mo	0.08%
107	<u>NEXTGEN DEVELOPMENT PARTNERS, LLC</u>	Rental Op Lease - Buildin	\$5,791.67	avg \$5,791.67/mo	0.08%
108	<u>WIRELESS CCTV LLC</u>	Rental Op Lease - Equipme	\$5,769.12	avg \$5,769.12/mo	0.08%
109	<u>CLASSIC COLLISION CENTER</u>	Maintenance - Equipment	\$5,749.62	avg \$5,749.62/mo	0.08%
110	<u>EXPERT TRUCK ELECTRIC</u>	Maintenance - Equipment	\$5,527.18	avg \$11,626.34/mo	0.08%
111	<u>CONSOLIDATED PIPE & SUPPLY CO INC</u>	Materials	\$5,526.65	avg \$8,561.23/mo	0.08%
112	<u>HALFF ASSOCIATES, INC.</u>	Arch Engineering Services	\$5,286.25	avg \$10,393.75/mo	0.08%
113	<u>WEHCO NEWSPAPERS INC</u>	Advertising & Printing	\$5,257.40	avg \$6,351.56/mo	0.08%
114	<u>DEWEY YOUNG</u>	Other Current Expenses	\$5,150.00	avg \$5,150.00/mo	0.07%
115	<u>RYAN EDWARDS</u>	Outside Services	\$5,000.00	avg \$5,000.00/mo	0.07%

#	VENDOR	CATEGORY	AMOUNT	MONTHLY	% TOTAL
116	<u>PLANNING 2 PRESERVE, LLC</u>	Federal Grant Programs	\$5,000.00	avg \$5,000.00/mo	0.07%
117	<u>BURRIS APPRAISAL CO INC</u>	Project Right of Way	\$5,000.00	avg \$9,500.00/mo	0.07%
118	<u>IDEXX DISTRIBUTION CORP</u>	Materials	\$4,948.89	avg \$4,948.89/mo	0.07%
119	<u>J & R EQUIPMENT LLC</u>	Maintenance - Equipment	\$4,901.97	avg \$6,152.51/mo	0.07%
120	<u>PRO CLEAN JANITORIAL SERVICE INC</u>	Maintenance - Buildings	\$4,845.38	avg \$4,845.38/mo	0.07%
121	<u>THE FIRST NATIONAL BANK OF FORT SMITH</u>	Interest Expense	\$4,810.00	avg \$11,019.14/mo	0.07%
122	<u>FRATERNAL ORDER OF POLICE</u>	Fraternal Order of Police	\$4,790.34	avg \$4,810.34/mo	0.07%
123	<u>CLEAN SLATE SERVICES</u>	Outside Services	\$4,775.00	avg \$4,775.00/mo	0.07%
124	<u>YEAGERS HARDWARE INC</u>	Materials	\$4,729.81	avg \$6,120.08/mo	0.07%
125	<u>DELL MARKETING LP</u>	Computer Equipment & Soft	\$4,627.69	avg \$5,134.50/mo	0.07%
126	<u>UNION PACIFIC RAILROAD CO</u>	Arch Engineering Services	\$4,510.62	avg \$7,432.72/mo	0.07%
127	<u>ONIN STAFFING LLC</u>	Outside Services	\$4,508.46	avg \$7,742.79/mo	0.07%
128	<u>TLG OPERATIONS LLC</u>	Inventory - Purchase	\$4,506.27	avg \$7,565.96/mo	0.07%
129	<u>NORTHWESTERN UNIVERSITY</u>	Conferences & Seminars	\$4,500.00	avg \$4,500.00/mo	0.07%
130	<u>CHRISTINA WILLIAMS CONSULTING LLC</u>	Consulting Services	\$4,500.00	avg \$4,500.00/mo	0.07%
131	<u>LITTLEFIELD PROPANE LLC</u>	Utilities	\$4,182.62	avg \$9,017.82/mo	0.06%
132	<u>BOWERS GRANT</u>	Outside Services	\$4,095.30	avg \$4,095.30/mo	0.06%
133	<u>PITNEY BOWES BANK INC</u>	Postage & Freight	\$4,059.75	avg \$6,079.25/mo	0.06%
134	<u>DARRAGH CO</u>	Materials	\$3,984.76	avg \$4,305.40/mo	0.06%
135	<u>LEADSONLINE LLC</u>	Software Licensing Fees	\$3,492.00	avg \$3,492.00/mo	0.05%
136	<u>RICHARD B BEAUCHAMP</u>	A/R - Water	\$3,452.29	avg \$3,452.29/mo	0.05%
137	<u>SPROUT SOCIAL INC</u>	Software Licensing Fees	\$3,450.43	avg \$3,450.43/mo	0.05%
138	<u>GENARO CABREA</u>	Project Right of Way	\$3,388.00	avg \$3,388.00/mo	0.05%

#	VENDOR	CATEGORY	AMOUNT	MONTHLY	% TOTAL
139	AR SOCIETY OF ASSOC EXECUTIVES	Dues & Subscriptions	\$3,250.00	avg \$3,250.00/mo	0.05%
140	VERIZON CONNECT FLEET USA LLC	Software Licensing Fees	\$3,202.55	avg \$4,737.50/mo	0.05%
141	AQUALAW PLC	Legal Services-Consent De	\$3,174.00	avg \$3,558.00/mo	0.05%
142	CARCO INTERNATIONAL INC	Maintenance - Equipment	\$3,173.58	avg \$6,242.84/mo	0.05%
143	ACE HYDRAULICS INC.	Maintenance - Equipment	\$3,111.95	avg \$5,358.89/mo	0.05%
144	CORVUS OF NORTHWEST ARKANSAS LLC	Maintenance - Buildings	\$3,084.67	avg \$3,084.67/mo	0.04%
145	ROBERT WADE	Outside Services	\$2,993.00	avg \$2,993.00/mo	0.04%
146	CASCO INDUSTRIES INC	Uniform Clothing	\$2,988.26	avg \$2,988.26/mo	0.04%
147	GELCO CLOTHING AND SHOES INC	Uniform Clothing	\$2,978.30	avg \$3,941.85/mo	0.04%
148	CROW BURLINGAME	Maintenance - Equipment	\$2,885.64	avg \$4,975.86/mo	0.04%
149	CUSTOM EQUIPMENT CO	Fleet Inventory	\$2,822.72	avg \$3,149.51/mo	0.04%
150	HEXAGON AGILITY FLETCARE LLC	Maintenance - Equipment	\$2,774.71	avg \$4,064.57/mo	0.04%
151	E-CELL	Outside Services	\$2,700.00	avg \$2,700.00/mo	0.04%
152	PHOENIX SERVICES	Materials	\$2,678.42	avg \$2,678.42/mo	0.04%
153	ELITE PLUMBING	Maintenance - Buildings	\$2,640.00	avg \$2,640.00/mo	0.04%
154	HUGG AND HALL EQUIPMENT CO	Maintenance - Equipment	\$2,604.78	avg \$3,540.95/mo	0.04%
155	SOUTHWEST GARAGE DOOR CO	Maintenance - Buildings	\$2,528.00	avg \$2,887.71/mo	0.04%
156	TONI GREGORY	Maintenance - Buildings	\$2,500.00	avg \$2,500.00/mo	0.04%
157	HACKING LAW PRACTICE	Legal Services	\$2,500.00	avg \$2,500.00/mo	0.04%
158	ORR MOTORS OF FORT SMITH 3 INC	Maintenance - Equipment	\$2,485.65	avg \$2,485.65/mo	0.04%
159	STATE OF OKLAHOMA	Child Support	\$2,464.19	avg \$4,928.38/mo	0.04%
160	FORT SMITH PROFESSIONAL FIREFIGHTERS	Union Dues - Fire	\$2,390.86	avg \$4,745.87/mo	0.03%
161	CDW GOVERNMENT INC	Computer Equipment & Soft	\$2,342.10	avg \$2,946.29/mo	0.03%

#	VENDOR	CATEGORY	AMOUNT	MONTHLY	% TOTAL
162	<u>SUNSET HILL LLC</u>	Maintenance - Equipment	\$2,320.92	avg \$2,320.92/mo	0.03%
163	<u>CORE & MAIN</u>	Inventory - Purchase	\$2,283.63	avg \$2,283.63/mo	0.03%
164	<u>TRUCKPRO INC</u>	Maintenance - Equipment	\$2,256.23	avg \$3,100.11/mo	0.03%
165	<u>ARCHITECTURE PLUS, INC.</u>	Cap Outlay - Improvement	\$2,250.00	avg \$2,250.00/mo	0.03%
166	<u>THE FORGING PLACE</u>	Employee Screenings	\$2,250.00	avg \$2,400.00/mo	0.03%
167	<u>COVE ENVIRONMENTAL LLC</u>	Inspection and Testing	\$2,225.00	avg \$4,450.00/mo	0.03%
168	<u>MICROBAC LABORATORIES INC</u>	Inspection and Testing	\$2,217.25	avg \$2,217.25/mo	0.03%
169	<u>SPECK PUBLISHING LLC</u>	Advertising & Printing	\$2,200.00	avg \$2,200.00/mo	0.03%
170	<u>RHOMAR INDUSTRIES INC.</u>	Maintenance - Equipment	\$2,199.67	avg \$2,725.19/mo	0.03%
171	<u>SCHULTE SUPPLY INC</u>	Small Equipment	\$2,190.00	avg \$2,190.00/mo	0.03%
172	<u>INDUSTRIAL OILS UNLIMITED</u>	Fuel & Lubricant	\$2,135.45	avg \$3,746.09/mo	0.03%
173	<u>CLAYTONS CONSULTING AND WELDING INC</u>	Maintenance - Equipment	\$2,102.40	avg \$3,180.98/mo	0.03%
174	<u>BREEDEN DODGE CHRYSLER JEEP INC</u>	Maintenance - Equipment	\$2,055.86	avg \$2,055.86/mo	0.03%
175	<u>DETCO INDUSTRIES INC</u>	Inventory - Purchase	\$2,040.59	avg \$3,491.47/mo	0.03%
176	<u>COMMUNITY BAND OF WESTERN ARKANSAS INC</u>	Special Events	\$2,000.00	avg \$2,000.00/mo	0.03%
177	<u>ONE TIME PAY VENDOR</u>	Demolition Bond Deposits	\$2,000.00	avg \$2,010.60/mo	0.03%
178	<u>LORI MAXINE CARR</u>	Consulting Services	\$1,950.00	avg \$1,950.00/mo	0.03%
179	<u>CONSULTING PSYCHOLOGY OF WESTERN AR INC</u>	Employee Screenings	\$1,925.00	avg \$1,925.00/mo	0.03%
180	<u>FLOOD JANITORIAL AND CARPET CARE</u>	Outside Services	\$1,899.83	avg \$1,899.83/mo	0.03%
181	<u>ARMORED TRANSPORT SERVICES INC</u>	Outside Services	\$1,861.28	avg \$3,722.56/mo	0.03%
182	<u>AMAZON CAPITAL SERVICES, INC.</u>	Office Supplies	\$1,858.11	avg \$4,889.37/mo	0.03%
183	<u>CLEAN ENERGY</u>	Maintenance - Buildings	\$1,839.60	avg \$3,208.35/mo	0.03%
184	<u>WEST ARK SOD AND TURF INC</u>	Materials	\$1,810.20	avg \$2,534.28/mo	0.03%

#	VENDOR	CATEGORY	AMOUNT	MONTHLY	% TOTAL
185	<u>AR ONE CALL SYSTEM INC</u>	Communications	\$1,787.75	avg \$1,787.75/mo	0.03%
186	<u>VERMEER MIDSOUTH INC</u>	Maintenance - Equipment	\$1,786.31	avg \$1,786.31/mo	0.03%
187	<u>GRAND TRUCK EQUIPMENT CO LLC</u>	Maintenance - Equipment	\$1,780.26	avg \$1,780.26/mo	0.03%
188	<u>SOUTHERN TIRE MART, LLC</u>	Maintenance - Equipment	\$1,699.88	avg \$3,154.95/mo	0.02%
189	<u>PROFESSIONAL SECURITY INC</u>	Outside Services	\$1,642.50	avg \$1,642.50/mo	0.02%
190	<u>AAMSCO IDENTIFICATION PRODUCTS INC</u>	Software Licensing Fees	\$1,641.41	avg \$1,641.41/mo	0.02%
191	<u>BENEFIT PLUMBING INC</u>	Outside Services	\$1,619.36	avg \$1,619.36/mo	0.02%
192	<u>GRAY BROTHERS EQUIPMENT INC.</u>	Maintenance - Equipment	\$1,619.14	avg \$1,619.14/mo	0.02%
193	<u>FEDERAL EXPRESS CORPORATION</u>	Postage & Freight	\$1,600.13	avg \$1,600.13/mo	0.02%
194	<u>VITAL RECORDS HOLDINGS LLC</u>	Rental Op Lease - Equipme	\$1,578.25	avg \$1,578.25/mo	0.02%
195	<u>ERGON ASPHALT & EMULSIONS INC</u>	Materials	\$1,561.54	avg \$1,561.54/mo	0.02%
196	<u>TIME STRIPING INC</u>	Construction Contracts	\$1,558.75	avg \$1,558.75/mo	0.02%
197	<u>NAFECO INC</u>	Uniform Clothing	\$1,543.92	avg \$1,543.92/mo	0.02%
198	<u>MR ROB'S DRY CLEANERS & LAUNDRY</u>	Uniform Clothing	\$1,541.35	avg \$1,541.35/mo	0.02%
199	<u>SWINK ELECTRIC INC</u>	Maintenance - Buildings	\$1,500.00	avg \$1,500.00/mo	0.02%
200	<u>FORT SMITH REGIONAL ALLIANCE</u>	Dues & Subscriptions	\$1,500.00	avg \$1,500.00/mo	0.02%
201	<u>EAGLE REDI-MIX CONCRETE LLC</u>	Materials	\$1,466.14	avg \$1,466.14/mo	0.02%
202	<u>JJ KELLER & ASSOC INC</u>	Dues & Subscriptions	\$1,450.10	avg \$1,450.10/mo	0.02%
203	<u>ACME JANITOR AND CHEMICAL SUPPLY</u>	Custodial Equipment & Sup	\$1,448.64	avg \$1,448.64/mo	0.02%
204	<u>PREFERRED OFFICE PRODUCTS INC</u>	Rental Op Lease - Equipme	\$1,399.74	avg \$2,686.31/mo	0.02%
205	<u>MARIE J WHITE</u>	Project Right of Way	\$1,360.00	avg \$1,360.00/mo	0.02%
206	<u>CELLCO PARTNERSHIP</u>	Communications	\$1,352.10	avg \$1,352.10/mo	0.02%
207	<u>ROBINS INTERNATIONAL INC</u>	Maintenance - Buildings	\$1,350.00	avg \$1,350.00/mo	0.02%

#	VENDOR	CATEGORY	AMOUNT	MONTHLY	% TOTAL
208	<u>RACHEL RICHARDS</u>	Agency Costs	\$1,342.75	avg \$1,342.75/mo	0.02%
209	<u>ARKANSAS NATIONAL GUARD MWR</u>	Uniform Clothing	\$1,314.10	avg \$1,314.10/mo	0.02%
210	<u>AR CRIME INFORMATION CENTER</u>	Rental Op Lease - Equipme	\$1,298.65	avg \$1,298.65/mo	0.02%
211	<u>4IMPRINT INC</u>	Special Events	\$1,277.80	avg \$1,277.80/mo	0.02%
212	<u>C & C MANUFACTURING</u>	Maintenance - Equipment	\$1,265.77	avg \$1,265.77/mo	0.02%
213	<u>TURN-KEY MOBILE INC</u>	Office Supplies	\$1,259.25	avg \$1,259.25/mo	0.02%
214	<u>COMMUNITY TRANSPORTATION ASSOCIATION OF AMERICA</u>	Dues & Subscriptions	\$1,250.00	avg \$1,250.00/mo	0.02%
215	<u>MERCY CLINIC FORT SMITH COMMUNITIES</u>	Employee Screenings	\$1,244.00	avg \$3,310.00/mo	0.02%
216	<u>FISHER SCIENTIFIC</u>	Materials	\$1,177.95	avg \$1,177.95/mo	0.02%
217	<u>SWAIM OFFICE PRODUCTS CO</u>	Office Supplies	\$1,167.04	avg \$1,167.04/mo	0.02%
218	<u>HERITAGE-CRYSTAL CLEAN LLC</u>	Small Equipment	\$1,124.47	avg \$1,124.47/mo	0.02%
219	<u>DATAMAX INC.</u>	Rental Op Lease - Equipme	\$1,102.73	avg \$2,205.46/mo	0.02%
220	<u>FORT SMITH BLUE PRINT INC</u>	Arch Engineering Services	\$1,098.85	avg \$1,098.85/mo	0.02%
221	<u>OFFICE DEPOT LLC</u>	Office Supplies	\$1,088.67	avg \$2,335.86/mo	0.02%
222	<u>EUROFINS ENVIRONMENT TESTING AMERICA HOLDING INC</u>	Inspection and Testing	\$1,075.26	avg \$1,075.26/mo	0.02%
223	<u>GOODYEAR TIRE & RUBBER CO THE</u>	Maintenance - Equipment	\$1,047.44	avg \$1,047.44/mo	0.02%
224	<u>BRUCKNER TRUCK SALES</u>	Maintenance - Equipment	\$1,043.47	avg \$2,485.49/mo	0.02%
225	<u>FORT SMITH PAPER CO</u>	Custodial Equipment & Sup	\$1,036.07	avg \$1,036.07/mo	0.01%
226	<u>KIMBALL MIDWEST</u>	Small Equipment	\$1,032.92	avg \$1,642.79/mo	0.01%
227	<u>BATTERY OUTFITTERS INC</u>	Fleet Inventory	\$1,028.52	avg \$1,596.06/mo	0.01%
228	<u>RIVER CITY HYDRAULICS INC</u>	Inventory - Purchase	\$1,007.88	avg \$1,181.83/mo	0.01%
229	<u>PARADIGM SOFTWARE LLC</u>	Computer Equipment & Soft	\$1,000.00	avg \$1,527.50/mo	0.01%
230	<u>ONE TIME PAY REFUNDS - PARKS & RECREATION</u>	Parks Deposits	\$1,000.00	avg \$3,320.00/mo	0.01%

#	VENDOR	CATEGORY	AMOUNT	MONTHLY	% TOTAL
231	JAMES MAYS	Benevolent Fund	\$1,000.00	avg \$1,000.00/mo	0.01%
232	CARISSA RICHARDSON	Special Events	\$1,000.00	avg \$1,792.65/mo	0.01%
233	CONNIE LACKEY	Benevolent Fund	\$1,000.00	avg \$1,000.00/mo	0.01%
234	TRI STATE ENTERPRISES INC	Maintenance - Equipment	\$999.34	avg \$1,471.92/mo	0.01%
235	UNIVERSAL FIRE EQUIPMENT CO	Materials	\$993.29	avg \$1,558.81/mo	0.01%
236	ELITE BUILDING SOLUTIONS	Maintenance - Buildings	\$936.11	avg \$936.11/mo	0.01%
237	AR COMMUNITY FOUNDATION FOR	Benevolent Fund	\$913.56	avg \$1,807.71/mo	0.01%
238	FLEETPRIDE INC	Inventory - Purchase	\$880.68	avg \$1,470.72/mo	0.01%
239	CEDAR AND SAGE	Custodial Equipment & Sup	\$878.12	avg \$878.12/mo	0.01%
240	GIRLS INC	Federal Grant Programs	\$835.00	avg \$835.00/mo	0.01%
241	JON PICKEL	Maintenance - Equipment	\$800.00	avg \$800.00/mo	0.01%
242	KEISHA LADALE MCKINNEY	Digital Marketing	\$800.00	avg \$800.00/mo	0.01%
243	PITNEY BOWES GLOBAL FINANCIAL SERV LLC	Maintenance - Equipment	\$796.17	avg \$796.17/mo	0.01%
244	CRAFTON TULL & ASSOC INC	Arch Engineering Services	\$788.40	avg \$788.40/mo	0.01%
245	ELITE EXTERMINATING INC	Materials	\$786.22	avg \$1,620.27/mo	0.01%
246	OMEGA CUSTOMS LLC	Small Equipment	\$757.28	avg \$757.28/mo	0.01%
247	ROBERTS SALVAGE INC	Maintenance - Equipment	\$755.42	avg \$755.42/mo	0.01%
248	MARMIC FIRE & SAFETY CO INC	Inspection and Testing	\$726.00	avg \$947.00/mo	0.01%
249	ON-TARGET STRATEGIES INC	Conferences & Seminars	\$700.00	avg \$700.00/mo	0.01%
250	DAKOTA HIGHLEY'S HEATING AND AIR CONDITIONING, LLC	Maintenance - Buildings	\$692.50	avg \$692.50/mo	0.01%
251	MR AUTO GLASS	Maintenance - Equipment	\$684.38	avg \$1,478.27/mo	0.01%
252	AAA BUSINESS SYSTEMS	Office Supplies	\$673.43	avg \$673.43/mo	0.01%
253	ABC PRINTING AND SIGNS	Uniform Clothing	\$667.95	avg \$1,635.95/mo	0.01%

#	VENDOR	CATEGORY	AMOUNT	MONTHLY	% TOTAL
254	<u>MATTHEW MOSCHNER</u>	Other Travel	\$660.00	avg \$660.00/mo	0.01%
255	<u>ADRIAN MORALES</u>	Other Travel	\$660.00	avg \$660.00/mo	0.01%
256	<u>FIRST CHOICE COFFEE SERVICES</u>	Custodial Equipment & Sup	\$640.45	avg \$640.45/mo	0.01%
257	<u>STATE OF AR DEPT OF FIN & ADMIN</u>	Garnishment	\$628.80	avg \$1,210.65/mo	0.01%
258	<u>NEXAIR LLC</u>	Rental Op Lease - Equipme	\$623.17	avg \$756.73/mo	0.01%
259	<u>JOHNS AUTO CENTER</u>	Maintenance - Equipment	\$615.96	avg \$1,081.37/mo	0.01%
260	<u>LARISSA FLANAGAN</u>	Maintenance - Buildings	\$600.00	avg \$600.00/mo	0.01%
261	<u>ULINE INC</u>	Small Equipment	\$598.05	avg \$598.05/mo	0.01%
262	<u>LANGUAGE LINE SERVICES INC</u>	Dues & Subscriptions	\$593.53	avg \$606.13/mo	0.01%
263	<u>DAVID CORREA AYALA</u>	Project Right of Way	\$590.60	avg \$590.60/mo	0.01%
264	<u>REDDY ICE CORPORATION</u>	Custodial Equipment & Sup	\$587.67	avg \$587.67/mo	0.01%
265	<u>KING IRRIGATION & LIGHTING INC</u>	Maintenance - Buildings	\$584.50	avg \$584.50/mo	0.01%
266	<u>MURPHREES INC</u>	Maintenance - Equipment	\$579.00	avg \$579.00/mo	0.01%
267	<u>POLICE EXECUTIVE RESEARCH FORUM</u>	Dues & Subscriptions	\$575.00	avg \$575.00/mo	0.01%
268	<u>SHAWN GARD</u>	Other Travel	\$559.00	avg \$559.00/mo	0.01%
269	<u>JESSE BENNETT</u>	Prepaid Travel	\$559.00	avg \$559.00/mo	0.01%
270	<u>THE ABY MFG GROUP DBA</u>	Uniform Clothing	\$544.10	avg \$696.54/mo	0.01%
271	<u>UNIVERSITY OF ARKANSAS FORT SMITH</u>	Training Materials	\$537.00	avg \$537.00/mo	0.01%
272	<u>SOUTHERN AR UNIVERSITY TECH</u>	Training Materials	\$525.00	avg \$525.00/mo	0.01%
273	<u>HICKS LAWCARE SERVICE</u>	Outside Services	\$518.79	avg \$518.79/mo	0.01%
274	<u>JOYCE BRADLEY BABIN TRUSTEE</u>	Misc/ Bankruptcy	\$505.38	avg \$1,010.76/mo	0.01%
275	<u>UNITED WAY OF FORT SMITH AREA INC</u>	United Fund Withheld	\$501.52	avg \$1,002.75/mo	0.01%
276	<u>JOHN T KOPTA</u>	Special Events	\$500.00	avg \$500.00/mo	0.01%

#	VENDOR	CATEGORY	AMOUNT	MONTHLY	% TOTAL
277	<u>STEVEN W FISHER</u>	Federal Grant Programs	\$492.75	avg \$492.75/mo	0.01%
278	<u>ATC HEAVY DUTY TOWING AND RECOVERY INC</u>	Maintenance - Equipment	\$481.80	avg \$963.60/mo	0.01%
279	<u>RATH AUTO RESOURCES & MEINEKE #2200</u>	Maintenance - Equipment	\$467.45	avg \$671.23/mo	0.01%
280	<u>HUDSON DAVID NOEL</u>	Prepaid Travel	\$462.00	avg \$462.00/mo	0.01%
281	<u>ETHAN XAVIER SPILLERS</u>	Prepaid Travel	\$462.00	avg \$462.00/mo	0.01%
282	<u>SCOTT N EAST</u>	Prepaid Travel	\$462.00	avg \$462.00/mo	0.01%
283	<u>BAPTIST HEALTH SERVICES</u>	Training Materials	\$453.00	avg \$453.00/mo	0.01%
284	<u>RICK L HAYES</u>	Outside Services	\$450.00	avg \$450.00/mo	0.01%
285	<u>GARVER</u>	Arch Engineering Services	\$442.50	avg \$442.50/mo	0.01%
286	<u>PURE OX LLC</u>	Materials	\$429.24	avg \$429.24/mo	0.01%
287	<u>HARCHEM WATER SERVICES</u>	Maintenance - Buildings	\$425.00	avg \$425.00/mo	0.01%
288	<u>RIVER VALLEY PLBG</u>	SEP Line Replacement Prog	\$425.00	avg \$645.00/mo	0.01%
289	<u>JODYS TOWING AND RECOVERY</u>	Maintenance - Equipment	\$421.59	avg \$421.59/mo	0.01%
290	<u>EXTERMCO TERMITE AND PEST CONTROL</u>	Outside Services	\$411.75	avg \$823.50/mo	0.01%
291	<u>BREAK THE ICE MEDIA INC</u>	Dues & Subscriptions	\$400.00	avg \$400.00/mo	0.01%
292	<u>UNIFIRST FIRST AID CORP</u>	Custodial Equipment & Sup	\$385.68	avg \$385.68/mo	0.01%
293	<u>RANDALL FORD INC</u>	Maintenance - Equipment	\$383.25	avg \$598.71/mo	0.01%
294	<u>MULTI SERVICE TECHNOLOGY SOLUTIONS INC</u>	Uniform Clothing	\$381.37	avg \$381.37/mo	0.01%
295	<u>HUMBARD CONTRACTING</u>	A/R - Water	\$373.23	avg \$373.23/mo	0.01%
296	<u>FORT SMITH FIRE FIGHTERS FOUNDATION</u>	Uncategorized	\$372.00	—	0.01%
297	<u>PINKLEY SALES CO</u>	Materials	\$363.54	avg \$363.54/mo	0.01%
298	<u>JOB CONSTRUCTION CO INC</u>	Materials	\$360.63	avg \$360.63/mo	0.01%
299	<u>STEPHEN BRUCE & ASSOCIATES</u>	Garnishment	\$354.08	avg \$587.23/mo	0.01%
300	<u>MOUNTAIN SPRING WATER</u>	Custodial Equipment & Sup	\$348.13	avg \$608.26/mo	0.01%

#	VENDOR	CATEGORY	AMOUNT	MONTHLY	% TOTAL
301	<u>APPLIED INDUSTRIAL TECHNOLOGIES</u>	Maintenance - Equipment	\$347.44	avg \$347.44/mo	0.01%
302	<u>LITTLEFIELD OIL COMPANY INC</u>	Fuel & Lubricant	\$341.63	avg \$341.63/mo	0.00%
303	<u>BECDAVIS INC</u>	Maintenance - Buildings	\$328.50	avg \$328.50/mo	0.00%
304	<u>HACH CHEMICAL CO</u>	Materials	\$320.70	avg \$320.70/mo	0.00%
305	<u>SHAMROCK BOLT AND SCREW CO INC</u>	Fleet Inventory	\$316.67	avg \$338.49/mo	0.00%
306	<u>THE BUCKLEY FIRM</u>	Legal Services	\$315.00	avg \$315.00/mo	0.00%
307	<u>ARKANSAS PRESS ASSOCIATON, INC</u>	Advertising & Printing	\$315.00	avg \$315.00/mo	0.00%
308	<u>LARRYS DRIVESHAFT SERVICE INC</u>	Maintenance - Equipment	\$313.87	avg \$313.87/mo	0.00%
309	<u>MARIA MORALES</u>	Prepaid Travel	\$309.66	avg \$309.66/mo	0.00%
310	<u>CA STATE DISBURSEMENT UNIT</u>	Child Support	\$304.15	avg \$608.30/mo	0.00%
311	<u>AIRGAS USA LLC</u>	Materials	\$304.11	avg \$304.11/mo	0.00%
312	<u>BRENT TOBIAS-ARRIOLA</u>	Prepaid Travel	\$302.00	avg \$302.00/mo	0.00%
313	<u>RICHARD PROCTOR</u>	Prepaid Travel	\$302.00	avg \$302.00/mo	0.00%
314	<u>DAVID WESLEY WILLIAMS</u>	Prepaid Travel	\$302.00	avg \$302.00/mo	0.00%
315	<u>JOSHUA MARK MCCLEOD</u>	Prepaid Travel	\$302.00	avg \$302.00/mo	0.00%
316	<u>JAMES B STANLEY</u>	Prepaid Travel	\$302.00	avg \$302.00/mo	0.00%
317	<u>ADMINISTRATIVE OFFICE OF COURTS</u>	Conferences & Seminars	\$300.00	avg \$300.00/mo	0.00%
318	<u>AR TRANSIT ASSOC</u>	Dues & Subscriptions	\$300.00	avg \$300.00/mo	0.00%
319	<u>AR CON TESTING SERVICES INC</u>	Construction Contracts	\$300.00	avg \$300.00/mo	0.00%
320	<u>COURTHOUSE CONCEPTS INC</u>	Employee Screenings	\$298.82	avg \$574.82/mo	0.00%
321	<u>THOMAS BRASHIER</u>	Prepaid Travel	\$298.00	avg \$298.00/mo	0.00%
322	<u>CAMBERED CUSTOMS</u>	Small Equipment	\$295.64	avg \$295.64/mo	0.00%
323	<u>WEST TERMITE AND PEST MANAGEMENT INC</u>	Materials	\$291.27	avg \$348.21/mo	0.00%

#	VENDOR	CATEGORY	AMOUNT	MONTHLY	% TOTAL
324	<u>STAR MECHANICAL SUPPLY INC</u>	Maintenance - Equipment	\$290.50	avg \$290.50/mo	0.00%
325	<u>FRANCOTYP-POSTALIA INC</u>	Rental Op Lease - Equipme	\$286.36	avg \$286.36/mo	0.00%
326	<u>RUBBER & GASKET OF AMERICA-FORT SMITH</u>	Maintenance - Equipment	\$283.52	avg \$504.12/mo	0.00%
327	<u>AUTOZONE STORES</u>	Maintenance - Equipment	\$280.20	avg \$280.20/mo	0.00%
328	<u>J-SIX DEVELOPMENT</u>	A/R - Water	\$277.77	avg \$277.77/mo	0.00%
329	<u>COOLING SOLUTIONS INC</u>	Maintenance - Equipment	\$273.75	avg \$273.75/mo	0.00%
330	<u>USED OIL SERVICE CO INC</u>	Fleet Inventory	\$270.00	avg \$370.00/mo	0.00%
331	<u>JERRY D KNIGHT</u>	A/R - Water	\$263.34	avg \$263.34/mo	0.00%
332	<u>BRIAN'S LOCK & SAFE INC.</u>	Maintenance - Buildings	\$262.80	avg \$262.80/mo	0.00%
333	<u>MOWER SHOP INC THE</u>	Maintenance - Equipment	\$253.89	avg \$380.37/mo	0.00%
334	<u>PETTY CASH</u>	PETTY CASH FUND	\$250.00	avg \$250.00/mo	0.00%
335	<u>CENTRAL HYDRAULICS INC</u>	Maintenance - Equipment	\$249.08	avg \$379.87/mo	0.00%
336	<u>JOSHUA M BUCHFINK</u>	Other Travel	\$240.15	avg \$240.15/mo	0.00%
337	<u>SPEEDY LOANS</u>	Garnishment	\$239.09	avg \$296.49/mo	0.00%
338	<u>MALONE'S MECHANICAL, INC.</u>	Maintenance - Buildings	\$234.57	avg \$234.57/mo	0.00%
339	<u>AMY JONES</u>	Other Travel	\$232.00	avg \$232.00/mo	0.00%
340	<u>CHEMAQUA</u>	Maintenance - Buildings	\$225.57	avg \$225.57/mo	0.00%
341	<u>THE DOWLER LAW FIRM</u>	Garnishment	\$221.99	avg \$221.99/mo	0.00%
342	<u>JOSHUA ESTRADA</u>	Other Travel	\$211.75	avg \$211.75/mo	0.00%
343	<u>ELIZABETH KATE SPRUELL</u>	Project Right of Way	\$207.50	avg \$207.50/mo	0.00%
344	<u>SCENTAIR HOLDINGS INC</u>	Rental Op Lease - Equipme	\$206.96	avg \$206.96/mo	0.00%
345	<u>WASTE MANAGEMENT OF VAN BUREN</u>	Outside Services	\$206.85	avg \$411.28/mo	0.00%
346	<u>DANNY O'CONNOR</u>	Prepaid Travel	\$205.00	avg \$205.00/mo	0.00%

#	VENDOR	CATEGORY	AMOUNT	MONTHLY	% TOTAL
347	<u>KEITH SHELBY</u>	Prepaid Travel	\$205.00	avg \$205.00/mo	0.00%
348	<u>WESTERN AR PLANNING AND</u>	Conferences & Seminars	\$200.00	avg \$200.00/mo	0.00%
349	<u>ELEVATOR SAFETY INSPECTION SER INC</u>	Taxes Licenses Permits	\$195.00	avg \$195.00/mo	0.00%
350	<u>SHERMAN MOORE</u>	Communications	\$191.00	avg \$382.00/mo	0.00%
351	<u>DAVIS PRINTING INC</u>	Advertising & Printing	\$188.24	avg \$188.24/mo	0.00%
352	<u>FORT SMITH FIREFIGHTERS ASSOCIATION</u>	Fire Association Dues	\$180.00	avg \$180.00/mo	0.00%
353	<u>FORT SMITH HAND THERAPY</u>	Employee Screenings	\$180.00	avg \$180.00/mo	0.00%
354	<u>CHELSEA DEE MARR</u>	Child Support	\$177.23	avg \$354.46/mo	0.00%
355	<u>TROPHIES UNLIMITED INC.</u>	Small Equipment	\$175.20	avg \$175.20/mo	0.00%
356	<u>YARBROUGH PROPERTIES</u>	A/R - Water	\$174.41	avg \$174.41/mo	0.00%
357	<u>A CLEAN POTTY INC</u>	Rental Op Lease - Equipme	\$164.25	avg \$246.38/mo	0.00%
358	<u>URGENT TEAM OF ARKANSAS PHYSICIANS LLC</u>	Employee Screenings	\$160.00	avg \$160.00/mo	0.00%
359	<u>FRANCISCO J REYES</u>	A/R - Water	\$159.61	avg \$159.61/mo	0.00%
360	<u>GREAT AMERICA LEASING CORP</u>	Rental Op Lease - Equipme	\$151.89	avg \$303.78/mo	0.00%
361	<u>ARKANSAS BLACK MAYORS ASSOCIATION</u>	Dues & Subscriptions	\$150.00	avg \$150.00/mo	0.00%
362	<u>ABILITIES UNLIMITED INC</u>	Program Expense	\$149.41	avg \$149.41/mo	0.00%
363	<u>KEN KENNEDY</u>	A/R - Water	\$145.07	avg \$145.07/mo	0.00%
364	<u>FRED TROBAUGH</u>	A/R - Water	\$134.53	avg \$134.53/mo	0.00%
365	<u>DAVIS STRUCTURAL STEEL INC</u>	Fleet Inventory	\$127.59	avg \$239.94/mo	0.00%
366	<u>MUNICIPAL POLICE ASSOCIATION</u>	Union Dues - Police	\$110.00	avg \$110.00/mo	0.00%
367	<u>PAMELA NICOLE MILLER</u>	Other Travel	\$107.01	avg \$107.01/mo	0.00%
368	<u>MIDWEST TYPE AND PRINTING INC</u>	Advertising & Printing	\$104.03	avg \$104.03/mo	0.00%
369	<u>LAWSON PRODUCTS INC</u>	Fleet Inventory	\$100.87	avg \$138.17/mo	0.00%

#	VENDOR	CATEGORY	AMOUNT	MONTHLY	% TOTAL
370	<u>CAROL L DEAN</u>	A/R - Water	\$100.61	avg \$100.61/mo	0.00%
371	<u>JOBLAB SERVICES</u>	Employee Screenings	\$100.00	avg \$100.00/mo	0.00%
372	<u>TALON</u>	Dues & Subscriptions	\$100.00	avg \$100.00/mo	0.00%
373	<u>JAMES BROWN</u>	Project Right of Way	\$100.00	avg \$100.00/mo	0.00%
374	<u>DARYL CLIFTON</u>	Project Right of Way	\$100.00	avg \$100.00/mo	0.00%
375	<u>MARIA L CHAVEZ</u>	A/R - Lot Clean Up	\$100.00	avg \$100.00/mo	0.00%
376	<u>EMILY G JACKS</u>	A/R - Water	\$100.00	avg \$100.00/mo	0.00%
377	<u>RANGER SHREDDING</u>	Utilities	\$98.00	avg \$98.00/mo	0.00%
378	<u>MACKS AUTO CENTER LLC</u>	Maintenance - Equipment	\$93.08	avg \$93.08/mo	0.00%
379	<u>TEXAS CHILD SUPPORT SDU</u>	Child Support	\$92.31	avg \$184.62/mo	0.00%
380	<u>AT&T CORP</u>	Communications	\$92.26	avg \$92.26/mo	0.00%
381	<u>AWW AND WEA</u>	Dues & Subscriptions	\$91.00	avg \$91.00/mo	0.00%
382	<u>TEECO SAFETY INC</u>	Uniform Clothing	\$80.66	avg \$122.27/mo	0.00%
383	<u>WICHITA WATER CONDITIONING, INC</u>	Custodial Equipment & Sup	\$79.60	avg \$111.57/mo	0.00%
384	<u>GDS & ASSOCIATES</u>	Advertising & Printing	\$78.58	avg \$78.58/mo	0.00%
385	<u>BRYAN G NHAM</u>	A/R - Water	\$72.13	avg \$72.13/mo	0.00%
386	<u>BRYAN NHAM</u>	A/R - Water	\$70.97	avg \$70.97/mo	0.00%
387	<u>PELE PHAXAY</u>	A/R - Water	\$70.97	avg \$70.97/mo	0.00%
388	<u>BILL BUTLER</u>	Custodial Equipment & Sup	\$65.64	avg \$65.64/mo	0.00%
389	<u>SO STATES POLICE BENEVOLENT ASSOC</u>	South States Police Ben A	\$63.00	avg \$63.00/mo	0.00%
390	<u>FABER & BRAND LLC</u>	Garnishment	\$62.83	avg \$62.83/mo	0.00%
391	<u>SARA G COBIAN</u>	A/R - Water	\$61.69	avg \$61.69/mo	0.00%
392	<u>KRISTEN CRAIN-ROBINSON</u>	A/R - Water	\$60.02	avg \$60.02/mo	0.00%

#	VENDOR	CATEGORY	AMOUNT	MONTHLY	% TOTAL
393	<u>ISAIAS MANGANDI RAMOS</u>	A/R - Water	\$57.39	avg \$57.39/mo	0.00%
394	<u>DANNIE G TOWNLEY JR</u>	A/R - Water	\$55.97	avg \$55.97/mo	0.00%
395	<u>ALLSTATE TERMITE AND PEST SOLUTIONS INC</u>	Outside Services	\$54.75	avg \$54.75/mo	0.00%
396	<u>LAUREL SWICEGOOD</u>	Other Travel	\$54.52	avg \$54.52/mo	0.00%
397	<u>REBECCA D FRUEH</u>	A/R - Water	\$53.38	avg \$53.38/mo	0.00%
398	<u>LINDA C TORRES</u>	A/R - Water	\$49.48	avg \$49.48/mo	0.00%
399	<u>TALYE FAITH JETTON</u>	A/R - Water	\$47.69	avg \$47.69/mo	0.00%
400	<u>ALERT ALARM SYSTEMS INC</u>	Maintenance - Buildings	\$43.81	avg \$43.81/mo	0.00%
401	<u>BRANDON SERJEANT</u>	Custodial Equipment & Sup	\$43.69	avg \$43.69/mo	0.00%
402	<u>LINDER TOPSOIL INC</u>	Materials	\$43.10	avg \$43.10/mo	0.00%
403	<u>DONALD L NAVE</u>	A/R - Water	\$41.23	avg \$41.23/mo	0.00%
404	<u>PROPERTIES BY LE LLC</u>	A/R - Lot Clean Up	\$41.22	avg \$41.22/mo	0.00%
405	<u>AUSTIN L SOUTHERN</u>	A/R - Water	\$40.64	avg \$40.64/mo	0.00%
406	<u>ANA G GONZALEZ</u>	A/R - Water	\$38.91	avg \$38.91/mo	0.00%
407	<u>SASS CATERING, LLC</u>	A/R - Water	\$38.37	avg \$38.37/mo	0.00%
408	<u>THOMAS ENERGY SYSTEMS INC</u>	Maintenance - Equipment	\$36.16	avg \$36.16/mo	0.00%
409	<u>AR DEPT OF HEALTH</u>	Taxes Licenses Permits	\$35.00	avg \$35.00/mo	0.00%
410	<u>A/R ONE TIME PAY VENDOR - ONE TIME PAY</u>	A/R - Water	\$32.66	avg \$32.66/mo	0.00%
411	<u>SHELBY KAROW</u>	A/R - Water	\$30.56	avg \$30.56/mo	0.00%
412	<u>REDWOOD TOXICOLOGY LABORATORY INC</u>	Outside Services	\$28.86	avg \$28.86/mo	0.00%
413	<u>CURT SERJEANT</u>	Other Travel	\$28.00	avg \$53.00/mo	0.00%
414	<u>WESTERN AR HUMAN RESOURCE ASSOCIATION</u>	Conferences & Seminars	\$25.00	avg \$25.00/mo	0.00%
415	<u>MITCHELL VINSANT</u>	Other Travel	\$25.00	avg \$25.00/mo	0.00%

#	VENDOR	CATEGORY	AMOUNT	MONTHLY	% TOTAL
416	<u>JOHN BEARD</u>	Training Materials	\$25.00	avg \$25.00/mo	0.00%
417	<u>MIKE CROSLIN</u>	Other Travel	\$25.00	avg \$25.00/mo	0.00%
418	<u>IAN BOLANTE</u>	Training Materials	\$25.00	avg \$25.00/mo	0.00%
419	<u>KENNETH EGLINSDOERFER</u>	Training Materials	\$25.00	avg \$25.00/mo	0.00%
420	<u>MATTHEW WILLIAM LEWIS</u>	Other Travel	\$25.00	avg \$25.00/mo	0.00%
421	<u>GUY MOON</u>	Other Travel	\$25.00	avg \$25.00/mo	0.00%
422	<u>JERRY HOWELL</u>	Other Travel	\$25.00	avg \$25.00/mo	0.00%
423	<u>VAUGHN CHARLES</u>	Other Travel	\$25.00	avg \$25.00/mo	0.00%
424	<u>LORNE MATTHEWS</u>	Training Materials	\$25.00	avg \$25.00/mo	0.00%
425	<u>KYLA KELLEY</u>	Training Materials	\$25.00	avg \$25.00/mo	0.00%
426	<u>DEVIN JOHN DEERINWATER</u>	Other Travel	\$25.00	avg \$25.00/mo	0.00%
427	<u>DARREN BONDS</u>	Other Travel	\$25.00	avg \$25.00/mo	0.00%
428	<u>REED MEAGAN</u>	Other Travel	\$25.00	avg \$25.00/mo	0.00%
429	<u>TANNER.RONNY</u>	Other Travel	\$25.00	avg \$25.00/mo	0.00%
430	<u>KEITH DELANEY WILSON</u>	Other Travel	\$25.00	avg \$25.00/mo	0.00%
431	<u>STEPHEN HIGNITE</u>	Other Travel	\$25.00	avg \$25.00/mo	0.00%
432	<u>CHARLOTTE BARNEY</u>	Other Travel	\$25.00	avg \$25.00/mo	0.00%
433	<u>ANDREA WINTERS</u>	Other Travel	\$25.00	avg \$25.00/mo	0.00%
434	<u>MELISSA ARNOLD</u>	Training Materials	\$25.00	avg \$25.00/mo	0.00%
435	<u>ODIS L. PILGRIM II</u>	Training Materials	\$25.00	avg \$25.00/mo	0.00%
436	<u>MIGUEL MORALES</u>	Other Travel	\$25.00	avg \$25.00/mo	0.00%
437	<u>DYLAN LEARMONT</u>	Training Materials	\$25.00	avg \$25.00/mo	0.00%
438	<u>JESSICA JEAN WALLACE HEICHBERGER</u>	Training Materials	\$25.00	avg \$25.00/mo	0.00%

#	VENDOR	CATEGORY	AMOUNT	MONTHLY	% TOTAL
439	<u>TYLER ELDRIDGE</u>	Training Materials	\$25.00	avg \$25.00/mo	0.00%
440	<u>VERONICA A ARENS-GALVEZ</u>	A/R - Water	\$20.97	avg \$20.97/mo	0.00%
441	<u>JEFF TURRENTINE</u>	Other Travel	\$19.00	avg \$38.00/mo	0.00%
442	<u>STEVE BOLLINGER</u>	Other Travel	\$19.00	avg \$19.00/mo	0.00%
443	<u>JASON HALEY</u>	Other Travel	\$19.00	avg \$19.00/mo	0.00%
444	<u>DOUGLAS MARTINEZ</u>	Other Travel	\$19.00	avg \$19.00/mo	0.00%
445	<u>CHARLES HALEY</u>	Other Travel	\$19.00	avg \$19.00/mo	0.00%
446	<u>AMY MARIE MARTIN</u>	A/R - Water	\$18.99	avg \$18.99/mo	0.00%
447	<u>TAYLOR S HOUSTON</u>	A/R - Water	\$14.85	avg \$14.85/mo	0.00%
448	<u>PROPIO LS LLC</u>	Outside Services	\$14.70	avg \$14.70/mo	0.00%
449	<u>TAMI RENEE WOOD</u>	Other Travel	\$13.44	avg \$13.44/mo	0.00%
450	<u>GRAPHIC SERVICE CO</u>	Special Events	\$10.95	avg \$10.95/mo	0.00%
451	<u>KRISTAL PHILLIPS</u>	A/R - Water	\$3.41	avg \$3.41/mo	0.00%

PAID INVOICES ANALYSIS

January 2026, February 2026, March 2026, April 2026 · Exported May 17, 2026

Fort Smith, Arkansas — City Paid Invoices

Periods: **January 2026, February 2026, March 2026, April 2026** · Exported: May 17, 2026 · 984 vendors · Grand total: **\$35,732,142.04**

OVERVIEW

JANUARY 2026

FEBRUARY 2026

MARCH 2026

APRIL 2026

PERIOD

March 2026

TOTAL PAID

\$7,374,122.56

OPERATING

\$4,915,003.81

INVESTMENTS

\$2,459,118.75

VENDORS

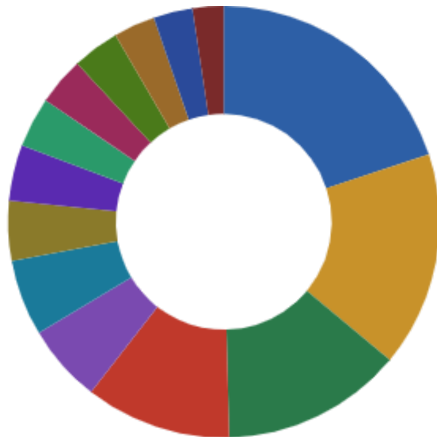
418

TOP VENDOR

TYLER TECHNOLOGIES INC

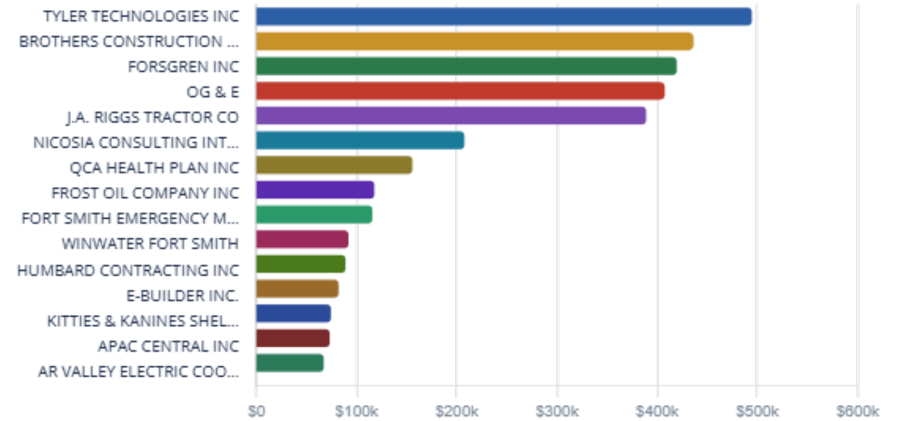
\$513,351.06

SPENDING BY CATEGORY — OPERATING



- Construction Contracts
- Maintenance - Equipment
- Software Licensing Fees
- Utilities
- Inventory - Purchase
- W/S Treatment Supplies
- Cap Outlay - Improvement
- Other Current Expenses
- Consulting Services
- Outside Services
- Materials
- Arch Engineering Services
- Maintenance - Buildings
- Communications

TOP 15 VENDORS — OPERATING



INVESTMENTS & CAPITAL 1 vendors · total: \$2,459,118.75

#	VENDOR	CATEGORY	AMOUNT	MONTHLY	% TOTAL
1	BANK OZK	Investments - Bonds	\$2,459,118.75	avg \$1,400,018.75/mo	100.00%

ALL VENDORS (OPERATING) — MARCH 2026 417 vendors · total: \$4,915,003.81

#	VENDOR	CATEGORY	AMOUNT	MONTHLY	% TOTAL
1	<u>TYLER TECHNOLOGIES INC</u>	Software Licensing Fees	\$513,351.06	avg \$513,351.06/mo	10.44%
2	<u>BROTHERS CONSTRUCTION INC</u>	Construction Contracts	\$453,756.65	avg \$453,756.65/mo	9.23%
3	<u>FORSGREN INC</u>	Construction Contracts	\$436,479.19	avg \$436,479.19/mo	8.88%
4	<u>OG & E</u>	Utilities	\$229,073.81	avg \$424,479.98/mo	4.66%
5	<u>NICOSIA CONSULTING INTERNATIONAL</u>	Cap Outlay - Improvement	\$219,135.67	avg \$219,135.67/mo	4.46%
6	<u>J.A. RIGGS TRACTOR CO</u>	Maintenance - Equipment	\$212,669.12	avg \$405,169.13/mo	4.33%
7	<u>QCA HEALTH PLAN INC</u>	Consulting Services	\$165,927.92	avg \$165,927.92/mo	3.38%
8	<u>FORT SMITH EMERGENCY MEDICAL SERVICES CORP</u>	Other Current Expenses	\$125,000.00	avg \$125,000.00/mo	2.54%
9	<u>HUMBARD CONTRACTING INC</u>	Construction Contracts	\$97,594.44	avg \$97,594.44/mo	1.99%
10	<u>E-BUILDER INC.</u>	Software Licensing Fees	\$90,495.41	avg \$90,495.41/mo	1.84%
11	<u>FROST OIL COMPANY INC</u>	Inventory - Purchase	\$76,009.25	avg \$126,955.96/mo	1.55%
12	<u>WINWATER FORT SMITH</u>	Inventory - Purchase	\$75,068.17	avg \$100,555.53/mo	1.53%
13	<u>ELITE BUILDING SOLUTIONS</u>	Maintenance - Buildings	\$69,488.70	avg \$69,488.70/mo	1.41%
14	<u>DELTA DENTAL PLAN OF ARKANSAS INC</u>	Dental Claims	\$64,896.02	avg \$64,896.02/mo	1.32%
15	<u>KITTIES & KANINES SHELTER INC</u>	Other Current Expenses	\$63,407.00	avg \$82,625.76/mo	1.29%
16	<u>COX COMMUNICATIONS INC</u>	Communications	\$61,001.21	avg \$66,408.13/mo	1.24%
17	<u>AR VALLEY ELECTRIC COOP CORP</u>	Utilities	\$56,744.04	avg \$75,296.74/mo	1.15%
18	<u>RIVERBIKE OF FORT SMITH LLC</u>	Cap Outlay - Vehicles	\$56,000.00	avg \$56,000.00/mo	1.14%
19	<u>FERGUSON ENTERPRISES INC</u>	Inventory - Purchase	\$53,591.35	avg \$53,996.50/mo	1.09%
20	<u>ENVIRO TECH CHEMICAL SERVICES INC</u>	W/S Treatment Supplies	\$53,127.00	avg \$67,009.95/mo	1.08%
21	<u>THE ROOSEVELT GROUP</u>	Program Expense	\$52,500.00	avg \$52,500.00/mo	1.07%
22	<u>MUTUAL OF OMAHA INSURANCE COMPANY</u>	EE Basic Life Insurance	\$51,836.44	avg \$51,836.44/mo	1.05%

#	VENDOR	CATEGORY	AMOUNT	MONTHLY	% TOTAL
23	<u>GRAY BROTHERS EQUIPMENT INC.</u>	Maintenance - Equipment	\$45,711.73	avg \$45,739.64/mo	0.93%
24	<u>CONNELLY BROS CONSTRUCTION INC</u>	Federal Grant Programs	\$42,150.00	avg \$42,150.00/mo	0.86%
25	<u>SEBASTIAN COUNTY REGIONAL SOLID</u>	Landfill Fees	\$39,940.33	avg \$39,940.33/mo	0.81%
26	<u>SEBASTIAN COUNTY</u>	Outside Services	\$39,271.21	avg \$41,342.71/mo	0.80%
27	<u>GULF STATES DISTRIBUTORS</u>	Small Equipment	\$39,091.50	avg \$39,091.50/mo	0.80%
28	<u>AT&T MOBILITY</u>	Communications	\$36,759.05	avg \$36,759.05/mo	0.75%
29	<u>HAWKINS WEIR ENGINEERS INC</u>	Arch Engineering Services	\$35,190.39	avg \$47,665.39/mo	0.72%
30	<u>EVERBRIDGE INC</u>	Software Licensing Fees	\$34,410.25	avg \$34,410.25/mo	0.70%
31	<u>BURNS & MCDONNELL</u>	Outside Services	\$33,836.50	avg \$58,605.29/mo	0.69%
32	<u>BRENTTAG SOUTHWEST INC</u>	W/S Treatment Supplies	\$32,164.00	avg \$41,585.65/mo	0.65%
33	<u>BRIXEY ENGINEERING AND LAND</u>	Arch Engineering Services	\$31,699.69	avg \$31,699.69/mo	0.64%
34	<u>DAILY & WOODS PLLC</u>	Legal Services	\$31,481.35	avg \$43,227.55/mo	0.64%
35	<u>MARCK RECYCLING</u>	Outside Services	\$27,821.25	avg \$27,821.25/mo	0.57%
36	<u>APAC CENTRAL INC</u>	Materials	\$27,358.12	avg \$81,435.35/mo	0.56%
37	<u>BARLING WATER DEPT</u>	Residential Sewer Volume	\$23,655.92	avg \$23,655.92/mo	0.48%
38	<u>CHAMPION CYCLING & FITNESS</u>	Cap Outlay - Vehicles	\$23,192.05	avg \$23,192.05/mo	0.47%
39	<u>STRIBLING EQUIPMENT LLC</u>	Maintenance - Equipment	\$23,010.30	avg \$44,536.52/mo	0.47%
40	<u>THATCHER COMPANY</u>	W/S Treatment Supplies	\$22,524.60	avg \$44,481.90/mo	0.46%
41	<u>SCS ENGINEERS</u>	Inspection and Testing	\$21,802.50	avg \$21,802.50/mo	0.44%
42	<u>RDG PLANNING & DESIGN INC</u>	Arch Engineering Services	\$21,313.59	avg \$34,213.12/mo	0.43%
43	<u>AUTO-PLEX OF AR INC</u>	Maintenance - Equipment	\$21,194.94	avg \$28,312.02/mo	0.43%
44	<u>CITY OF FORT SMITH</u>	Federal Grant Programs	\$21,168.10	avg \$22,556.68/mo	0.43%
45	<u>CEDARCHEM LLC</u>	W/S Treatment Supplies	\$19,990.00	avg \$39,890.92/mo	0.41%

#	VENDOR	CATEGORY	AMOUNT	MONTHLY	% TOTAL
46	RIVER CITY HYDRAULICS INC	Maintenance - Equipment	\$19,477.95	avg \$21,422.47/mo	0.40%
47	BEST HVAC PARTS & SUPPLY	Maintenance - Buildings	\$19,140.60	avg \$20,071.35/mo	0.39%
48	IDEXX DISTRIBUTION CORP	Materials	\$18,823.56	avg \$18,823.56/mo	0.38%
49	USALCO LLC	W/S Treatment Supplies	\$17,945.54	avg \$35,651.38/mo	0.37%
50	TONY'S TIRE SERVICE INC	Maintenance - Equipment	\$15,891.25	avg \$33,764.48/mo	0.32%
51	MAIN STREET FORT SMITH	Main Street Fort Smith	\$14,694.00	avg \$14,694.00/mo	0.30%
52	AR OK GAS CORP	Utilities	\$14,608.61	avg \$39,420.69/mo	0.30%
53	DEERE & COMPANY	Small Equipment	\$14,585.34	avg \$14,585.34/mo	0.30%
54	CARCO INTERNATIONAL INC	Maintenance - Equipment	\$14,119.16	avg \$27,883.79/mo	0.29%
55	WATER TECH INC	W/S Treatment Supplies	\$13,895.55	avg \$13,895.55/mo	0.28%
56	HALFF ASSOCIATES, INC.	Arch Engineering Services	\$13,036.25	avg \$17,625.00/mo	0.27%
57	MATTHEW YANCEY	Project Right of Way	\$12,700.00	avg \$12,700.00/mo	0.26%
58	GERRY D HALL JR	Federal Grant Programs	\$12,650.23	avg \$12,650.23/mo	0.26%
59	AR LIME CO	W/S Treatment Supplies	\$11,895.60	avg \$11,895.60/mo	0.24%
60	DATA FORMS INC	Advertising & Printing	\$11,817.61	avg \$21,820.96/mo	0.24%
61	MID-CONTINENT CONCRETE CO	State Asset Forfeiture	\$11,565.92	avg \$11,565.92/mo	0.24%
62	SUPERIOR VISION	Cobra Insurance Fees	\$11,512.60	avg \$11,512.60/mo	0.23%
63	CONVERGE STRATEGIES, LLC	Federal Grant Programs	\$11,434.25	avg \$11,434.25/mo	0.23%
64	MSAB INC	Software Licensing Fees	\$11,366.00	avg \$11,366.00/mo	0.23%
65	WATER TECH, INC.	Materials	\$11,104.90	avg \$11,104.90/mo	0.23%
66	DAVISON FUELS CO INC	Fuel & Lubricant	\$11,094.84	avg \$14,231.48/mo	0.23%
67	STEM BROTHERS TRACTOR WORK INC	Outside Services	\$11,000.00	avg \$11,000.00/mo	0.22%
68	HANK BOUNKHONG	Maintenance - Equipment	\$10,943.31	avg \$21,629.31/mo	0.22%

#	VENDOR	CATEGORY	AMOUNT	MONTHLY	% TOTAL
69	<u>DOWNTOWN AUTOMOTIVE & ACCESSORIES</u>	Maintenance - Equipment	\$10,881.94	avg \$11,928.17/mo	0.22%
70	<u>AR CHILD SUPPORT CLEARINGHOUSE</u>	Child Support	\$10,754.18	avg \$21,508.36/mo	0.22%
71	<u>WESTERN AR MOUNTAIN FRONTIER</u>	Advertising & Printing	\$10,750.00	avg \$11,050.00/mo	0.22%
72	<u>MCCLELLAND CONSULTING ENGINEERS INC</u>	Arch Engineering Services	\$10,750.00	avg \$20,667.86/mo	0.22%
73	<u>ACE FENCE CO INC</u>	Maintenance - Buildings	\$10,347.80	avg \$10,347.80/mo	0.21%
74	<u>CORE & MAIN</u>	Small Equipment	\$10,087.14	avg \$17,876.82/mo	0.21%
75	<u>DIGITAL INSURANCE LLC</u>	Consulting Services	\$10,000.00	avg \$10,000.00/mo	0.20%
76	<u>THE LIGHT BRIGADE INC</u>	Conferences & Seminars	\$9,977.80	avg \$9,977.80/mo	0.20%
77	<u>PENCCO INC</u>	W/S Treatment Supplies	\$9,789.56	avg \$9,789.56/mo	0.20%
78	<u>RSR DESIGN & RECONSTRUCTION LLC</u>	Federal Grant Programs	\$9,782.41	avg \$9,782.41/mo	0.20%
79	<u>YBANEZ ENTERPRISES INC.</u>	Maintenance - Buildings	\$9,537.45	avg \$9,537.45/mo	0.19%
80	<u>USA BLUE BOOK</u>	W/S Treatment Supplies	\$9,328.83	avg \$18,607.49/mo	0.19%
81	<u>BLAYLOCK HEATING AND AIR COND INC</u>	Maintenance - Buildings	\$9,190.00	avg \$13,385.02/mo	0.19%
82	<u>OREILLY AUTOMOTIVE INC</u>	Maintenance - Equipment	\$8,776.53	avg \$13,633.29/mo	0.18%
83	<u>GILLIG LLC</u>	Maintenance - Equipment	\$8,553.14	avg \$10,282.35/mo	0.17%
84	<u>PITNEY BOWES BANK INC</u>	Prepaid Other	\$8,119.75	avg \$8,119.75/mo	0.17%
85	<u>EVENFLO</u>	State Grant Programs	\$8,054.49	avg \$8,054.49/mo	0.16%
86	<u>GALLS, A DIVISION OF ARAMARK UNIFORM</u>	Uniform Clothing	\$7,678.94	avg \$21,518.19/mo	0.16%
87	<u>VERSATERM PUBLIC SAFETY US INC</u>	Software Licensing Fees	\$7,668.66	avg \$7,668.66/mo	0.16%
88	<u>FREESE AND NICHOLS INC</u>	Inspection and Testing	\$7,558.04	avg \$12,558.04/mo	0.15%
89	<u>CHOCTAW NATION OF OKLAHOMA</u>	Special Events	\$7,453.00	avg \$7,453.00/mo	0.15%
90	<u>CERTIFIED LABORATORIES</u>	Fleet Inventory	\$7,131.13	avg \$7,131.13/mo	0.15%
91	<u>J & R EQUIPMENT LLC</u>	Maintenance - Equipment	\$7,096.13	avg \$11,454.68/mo	0.14%

#	VENDOR	CATEGORY	AMOUNT	MONTHLY	% TOTAL
92	RIVER VALLEY QUARRIES LLC	Materials	\$7,038.81	avg \$12,828.42/mo	0.14%
93	UNITED STATES POSTAL SERVICE	Postage & Freight	\$7,000.00	avg \$7,000.00/mo	0.14%
94	TRUCKPRO INC	Maintenance - Equipment	\$6,893.01	avg \$18,451.43/mo	0.14%
95	ITERIS INC	Software Licensing Fees	\$6,880.00	avg \$6,880.00/mo	0.14%
96	CINTAS CORP	Uniform Clothing	\$6,850.68	avg \$17,493.92/mo	0.14%
97	VACUUM TRUCK SALES & SERVICE, LLC	Maintenance - Equipment	\$6,609.82	avg \$6,609.82/mo	0.13%
98	KOPCO	Inventory - Purchase	\$6,580.40	avg \$6,580.40/mo	0.13%
99	DOGGETT FREIGHTLINER OF AR LLC	Maintenance - Equipment	\$6,348.56	avg \$7,192.30/mo	0.13%
100	EMERY SAPP & SONS	Materials	\$6,253.08	avg \$6,253.08/mo	0.13%
101	TLG OPERATIONS LLC	Maintenance - Equipment	\$6,021.71	avg \$12,983.90/mo	0.12%
102	NEXTGEN DEVELOPMENT PARTNERS, LLC	Rental Op Lease - Buildin	\$5,791.67	avg \$5,791.67/mo	0.12%
103	WIRELESS CCTV LLC	Rental Op Lease - Equipme	\$5,769.12	avg \$5,769.12/mo	0.12%
104	EXPERT TRUCK ELECTRIC	Maintenance - Equipment	\$5,718.09	avg \$5,718.09/mo	0.12%
105	CLAYTONS CONSULTING AND WELDING INC	Maintenance - Equipment	\$5,310.75	avg \$5,852.78/mo	0.11%
106	INDUSTRIAL PRECAST INC.	Materials	\$5,288.85	avg \$8,398.65/mo	0.11%
107	CLASSIC COLLISION CENTER	Maintenance - Equipment	\$5,236.47	avg \$5,236.47/mo	0.11%
108	CNA SURETY	Surety Bonds	\$5,000.00	avg \$5,000.00/mo	0.10%
109	PRECISION CONSTRUCTION	Outside Services	\$5,000.00	avg \$5,000.00/mo	0.10%
110	NAFECO INC	Uniform Clothing	\$4,979.26	avg \$4,979.26/mo	0.10%
111	CANON FINANCIAL SERVICES	Rental Op Lease - Equipme	\$4,909.66	avg \$6,958.02/mo	0.10%
112	BERGKAMP INC	Maintenance - Equipment	\$4,904.25	avg \$4,904.25/mo	0.10%
113	PRO CLEAN JANITORIAL SERVICE INC	Maintenance - Buildings	\$4,845.38	avg \$4,845.38/mo	0.10%
114	FRATERNAL ORDER OF POLICE	Fraternal Order of Police	\$4,812.01	avg \$4,832.01/mo	0.10%

#	VENDOR	CATEGORY	AMOUNT	MONTHLY	% TOTAL
115	<u>CLEAN SLATE SERVICES</u>	Outside Services	\$4,775.00	avg \$4,775.00/mo	0.10%
116	<u>AQUALAW PLC</u>	Legal Services-Consent De	\$4,752.00	avg \$4,752.00/mo	0.10%
117	<u>CHRISTINA WILLIAMS CONSULTING LLC</u>	Consulting Services	\$4,500.00	avg \$4,500.00/mo	0.09%
118	<u>EUROFINS ENVIRONMENT TESTING AMERICA HOLDING INC</u>	Inspection and Testing	\$4,450.00	avg \$5,503.00/mo	0.09%
119	<u>OMEGA CUSTOMS LLC</u>	Maintenance - Equipment	\$4,364.23	avg \$4,364.23/mo	0.09%
120	<u>SCOTT PETROLEUM CORP</u>	Fuel & Lubricant	\$4,352.86	avg \$4,352.86/mo	0.09%
121	<u>HAMILTON CENTER FOR CHILD ADVOCACY</u>	Federal Grant Programs	\$4,175.63	avg \$4,175.63/mo	0.08%
122	<u>MICROBIOLOGICS INC</u>	Materials	\$4,124.67	avg \$4,124.67/mo	0.08%
123	<u>PVP COMMUNICATIONS</u>	Cap Outlay - Vehicles	\$4,099.00	avg \$4,099.00/mo	0.08%
124	<u>BOWERS GRANT</u>	Outside Services	\$4,095.30	avg \$4,095.30/mo	0.08%
125	<u>AR VALLEY COMMUNICATIONS</u>	Maintenance - Equipment	\$3,957.33	avg \$3,957.33/mo	0.08%
126	<u>UNIVERSAL FIRE EQUIPMENT CO</u>	Maintenance - Equipment	\$3,877.83	avg \$4,044.82/mo	0.08%
127	<u>MCMILLEN, INC.</u>	Consulting Services	\$3,772.50	avg \$3,772.50/mo	0.08%
128	<u>TSW PROPERTIES INC</u>	Maintenance - Equipment	\$3,759.63	avg \$5,125.84/mo	0.08%
129	<u>INDUSTRIAL OILS UNLIMITED</u>	Fuel & Lubricant	\$3,550.38	avg \$3,550.38/mo	0.07%
130	<u>4IMPRINT INC</u>	Special Events	\$3,270.38	avg \$3,270.38/mo	0.07%
131	<u>AIRGAS USA LLC</u>	Small Equipment	\$3,264.13	avg \$3,264.13/mo	0.07%
132	<u>AR ONE CALL SYSTEM INC</u>	Communications	\$3,259.30	avg \$3,259.30/mo	0.07%
133	<u>DARRAGH CO</u>	Materials	\$3,213.93	avg \$8,490.84/mo	0.07%
134	<u>VERIZON CONNECT FLEET USA LLC</u>	Software Licensing Fees	\$3,202.55	avg \$4,737.50/mo	0.07%
135	<u>CORVUS OF NORTHWEST ARKANSAS LLC</u>	Maintenance - Buildings	\$3,177.21	avg \$3,177.21/mo	0.06%
136	<u>GRAND FINALE PRODUCTIONS LLC</u>	Small Equipment	\$3,079.14	avg \$3,079.14/mo	0.06%
137	<u>GRACIE GLOBAL LLC</u>	Conferences & Seminars	\$3,000.00	avg \$3,000.00/mo	0.06%

#	VENDOR	CATEGORY	AMOUNT	MONTHLY	% TOTAL
138	<u>AR ASSOC FOR PLAY THERAPY</u>	Special Events	\$3,000.00	avg \$3,000.00/mo	0.06%
139	<u>ROBERT WADE</u>	Outside Services	\$2,993.00	avg \$2,993.00/mo	0.06%
140	<u>LISA SELLERS</u>	Project Right of Way	\$2,950.00	avg \$2,950.00/mo	0.06%
141	<u>MARNA S BATEMAN</u>	Project Right of Way	\$2,950.00	avg \$2,950.00/mo	0.06%
142	<u>MR AUTO GLASS</u>	Maintenance - Equipment	\$2,945.55	avg \$3,191.93/mo	0.06%
143	<u>WEST ARK SOD AND TURF INC</u>	Materials	\$2,941.57	avg \$4,054.84/mo	0.06%
144	<u>ROSS MATTHEW MARK</u>	Federal Grant Programs	\$2,880.00	avg \$4,080.00/mo	0.06%
145	<u>ZACKARY MCCORMICK</u>	Education Reimbursement	\$2,717.00	avg \$2,717.00/mo	0.06%
146	<u>HEARTLAND BUSINESS SYSTEMS, LLC</u>	Outside Services	\$2,708.00	avg \$3,507.35/mo	0.06%
147	<u>STATE OF OKLAHOMA</u>	Child Support	\$2,702.29	avg \$5,166.48/mo	0.05%
148	<u>E-CELL</u>	Outside Services	\$2,700.00	avg \$2,700.00/mo	0.05%
149	<u>NEWMAN SIGNS INC</u>	Materials	\$2,658.42	avg \$2,658.42/mo	0.05%
150	<u>ALL RISE FOR JUSTICE</u>	Conferences and Seminars	\$2,580.00	avg \$2,580.00/mo	0.05%
151	<u>RUSH TRUCK CENTERS OF ARKANSAS INC</u>	Maintenance - Equipment	\$2,535.00	avg \$2,535.00/mo	0.05%
152	<u>TONI GREGORY</u>	Maintenance - Buildings	\$2,500.00	avg \$2,500.00/mo	0.05%
153	<u>BOB BORDELON</u>	Project Right of Way	\$2,500.00	avg \$2,500.00/mo	0.05%
154	<u>TRAVIS JOINER</u>	Outside Services	\$2,381.63	avg \$2,381.63/mo	0.05%
155	<u>FORT SMITH PROFESSIONAL FIREFIGHTERS</u>	Union Dues - Fire	\$2,355.01	avg \$4,710.02/mo	0.05%
156	<u>ARCHITECTURE PLUS, INC.</u>	Cap Outlay - Improvement	\$2,250.00	avg \$2,250.00/mo	0.05%
157	<u>GRANICUS</u>	Software Licensing Fees	\$2,241.75	avg \$2,241.75/mo	0.05%
158	<u>METROHM USA INC</u>	Maintenance - Equipment	\$2,186.34	avg \$2,186.34/mo	0.04%
159	<u>YEAGERS HARDWARE INC</u>	Materials	\$2,172.00	avg \$5,512.69/mo	0.04%
160	<u>SIDDONS-MARITN EMERGENCY GROUP LLC</u>	Maintenance - Equipment	\$2,151.04	avg \$2,151.04/mo	0.04%

#	VENDOR	CATEGORY	AMOUNT	MONTHLY	% TOTAL
161	<u>BRUCKNER TRUCK SALES</u>	Maintenance - Equipment	\$2,138.34	avg \$2,395.74/mo	0.04%
162	<u>HICKS LAWN CARE SERVICE</u>	Outside Services	\$2,137.49	avg \$2,840.09/mo	0.04%
163	<u>FISHER SCIENTIFIC</u>	Materials	\$2,080.23	avg \$2,080.23/mo	0.04%
164	<u>FEDERAL EXPRESS CORPORATION</u>	Postage & Freight	\$2,053.65	avg \$2,053.65/mo	0.04%
165	<u>THE FIRST NATIONAL BANK OF FORT SMITH</u>	Rental Op Lease - Equipme	\$2,030.96	avg \$2,030.96/mo	0.04%
166	<u>GARVER</u>	Arch Engineering Services	\$1,976.00	avg \$1,976.00/mo	0.04%
167	<u>QUALITY PETROLEUM INC.</u>	Fuel & Lubricant	\$1,971.99	avg \$1,971.99/mo	0.04%
168	<u>ONE TIME PAY REFUNDS - PARKS & RECREATION</u>	Parks Deposits	\$1,950.00	avg \$1,950.00/mo	0.04%
169	<u>LORI MAXINE CARR</u>	Consulting Services	\$1,950.00	avg \$1,950.00/mo	0.04%
170	<u>URGENT TEAM OF ARKANSAS PHYSICIANS LLC</u>	Employee Screenings	\$1,915.00	avg \$1,915.00/mo	0.04%
171	<u>NAVIGATE 360 LLC</u>	Communications	\$1,909.62	avg \$1,909.62/mo	0.04%
172	<u>FLOOD JANITORIAL AND CARPET CARE</u>	Outside Services	\$1,899.83	avg \$1,899.83/mo	0.04%
173	<u>ROBINS INTERNATIONAL INC</u>	Maintenance - Buildings	\$1,896.50	avg \$1,896.50/mo	0.04%
174	<u>JON PICKEL</u>	Maintenance - Equipment	\$1,800.00	avg \$1,800.00/mo	0.04%
175	<u>ONIN STAFFING LLC</u>	Outside Services	\$1,796.85	avg \$5,256.24/mo	0.04%
176	<u>MARK CHAMBELAIN</u>	Federal Grant Programs	\$1,768.40	avg \$2,114.40/mo	0.04%
177	<u>PROFESSIONAL SECURITY INC</u>	Outside Services	\$1,642.50	avg \$1,642.50/mo	0.03%
178	<u>DOBSON TECHNOLOGIES, TRANSPORT & TELECOM</u>	Communications	\$1,623.04	avg \$1,623.04/mo	0.03%
179	<u>ACE HYDRAULICS INC.</u>	Maintenance - Equipment	\$1,606.67	avg \$3,107.16/mo	0.03%
180	<u>CROW BURLINGAME</u>	Maintenance - Equipment	\$1,577.13	avg \$2,263.69/mo	0.03%
181	<u>MARK RITE LINES EQUIPMENT COMPANY, INC.</u>	Maintenance - Equipment	\$1,551.83	avg \$1,551.83/mo	0.03%
182	<u>SPARKS INC</u>	Maintenance - Buildings	\$1,548.30	avg \$1,548.30/mo	0.03%
183	<u>VITAL RECORDS HOLDINGS LLC</u>	Rental Op Lease - Buildin	\$1,535.90	avg \$1,535.90/mo	0.03%

#	VENDOR	CATEGORY	AMOUNT	MONTHLY	% TOTAL
184	SCHULTE SUPPLY INC	Materials	\$1,532.95	avg \$1,532.95/mo	0.03%
185	MR ROB'S DRY CLEANERS & LAUNDRY	Uniform Clothing	\$1,495.81	avg \$1,495.81/mo	0.03%
186	EAGLE REDI-MIX CONCRETE LLC	Materials	\$1,405.50	avg \$1,405.50/mo	0.03%
187	ARKANSAS NATIONAL GUARD MWR	Uniform Clothing	\$1,397.30	avg \$1,947.90/mo	0.03%
188	BREEDEN DODGE CHRYSLER JEEP INC	Maintenance - Equipment	\$1,394.88	avg \$1,394.88/mo	0.03%
189	GOODYEAR TIRE & RUBBER CO THE	Maintenance - Equipment	\$1,391.80	avg \$1,391.80/mo	0.03%
190	HERITAGE-CRYSTAL CLEAN LLC	Maintenance - Buildings	\$1,375.15	avg \$1,425.15/mo	0.03%
191	AT&T CORP	Communications	\$1,353.09	avg \$2,810.14/mo	0.03%
192	CELLCO PARTNERSHIP	Communications	\$1,352.01	avg \$1,352.01/mo	0.03%
193	NEXAIR LLC	Rental Op Lease - Equipme	\$1,344.06	avg \$1,950.48/mo	0.03%
194	THE POPPED POPCORN CO	Special Events	\$1,314.00	avg \$1,314.00/mo	0.03%
195	AMAZON CAPITAL SERVICES, INC.	Office Supplies	\$1,291.52	avg \$3,481.33/mo	0.03%
196	MERCY CLINIC FORT SMITH COMMUNITIES	Employee Screenings	\$1,259.00	avg \$1,834.00/mo	0.03%
197	ACME JANITOR AND CHEMICAL SUPPLY	Custodial Equipment & Sup	\$1,208.87	avg \$2,058.92/mo	0.02%
198	WEHCO NEWSPAPERS INC	Advertising & Printing	\$1,204.84	avg \$1,450.84/mo	0.02%
199	GROUP TRAVEL LEADER INC	Digital Marketing	\$1,200.00	avg \$1,200.00/mo	0.02%
200	PREFERRED OFFICE PRODUCTS INC	Rental Op Lease - Equipme	\$1,193.56	avg \$2,484.30/mo	0.02%
201	P & K EQUIPMENT	Maintenance - Equipment	\$1,180.05	avg \$2,069.97/mo	0.02%
202	CEDAR AND SAGE	Custodial Equipment & Sup	\$1,146.22	avg \$1,146.22/mo	0.02%
203	DAKOTA HIGHLEY'S HEATING AND AIR CONDITIONING, LLC	Maintenance - Buildings	\$1,133.29	avg \$1,238.29/mo	0.02%
204	AR DISTRICT & CITY COURT CLERK'S	Dues & Subscriptions	\$1,125.00	avg \$1,125.00/mo	0.02%
205	LITTLEFIELD PROPANE LLC	Utilities	\$1,119.30	avg \$1,708.41/mo	0.02%
206	3M COMPANY	Materials	\$1,108.58	avg \$1,108.58/mo	0.02%

#	VENDOR	CATEGORY	AMOUNT	MONTHLY	% TOTAL
207	BURTON POOL AND SPA	Materials	\$1,078.52	avg \$1,078.52/mo	0.02%
208	SWAIM OFFICE PRODUCTS CO	Office Supplies	\$1,023.14	avg \$1,023.14/mo	0.02%
209	GARAGE AND GLASS OF ARKANSAS LLC	Maintenance - Buildings	\$1,006.00	avg \$1,006.00/mo	0.02%
210	AR CONF OF UNITED METHODIST CHURCH	Special Events	\$1,000.00	avg \$1,000.00/mo	0.02%
211	OFFICE DEPOT LLC	Office Supplies	\$978.61	avg \$1,763.47/mo	0.02%
212	PRECISION DRUG SCREENING INC	Employee Screenings	\$976.00	avg \$976.00/mo	0.02%
213	CUMMINS ALLISON CORP	Rental Op Lease - Equipme	\$963.03	avg \$963.03/mo	0.02%
214	BAPTIST HEALTH SERVICES	Conferences & Seminars	\$948.00	avg \$948.00/mo	0.02%
215	AR COMMUNITY FOUNDATION FOR	Benevolent Fund	\$936.61	avg \$1,857.14/mo	0.02%
216	JOB CONSTRUCTION CO INC	Materials	\$935.93	avg \$1,581.32/mo	0.02%
217	SOUTHERN AR UNIVERSITY TECH	Training Materials	\$900.00	avg \$1,491.00/mo	0.02%
218	AR CRIME INFORMATION CENTER	Rental Op Lease - Equipme	\$897.21	avg \$897.21/mo	0.02%
219	GEORGE MCGILL	Lodging	\$890.17	avg \$890.17/mo	0.02%
220	ATC HEAVY DUTY TOWING AND RECOVERY INC	Maintenance - Equipment	\$843.15	avg \$843.15/mo	0.02%
221	AW CHESTERTON CO	Inventory - Purchase	\$840.70	avg \$1,547.07/mo	0.02%
222	CLEAN ENERGY	Maintenance - Buildings	\$839.33	avg \$839.33/mo	0.02%
223	COURTHOUSE CONCEPTS INC	Employee Screenings	\$785.13	avg \$785.13/mo	0.02%
224	JODYS TOWING AND RECOVERY	Maintenance - Equipment	\$755.58	avg \$755.58/mo	0.02%
225	TRI STATE ENTERPRISES INC	Maintenance - Equipment	\$751.66	avg \$1,699.90/mo	0.02%
226	GELCO CLOTHING AND SHOES INC	Uniform Clothing	\$733.63	avg \$2,014.72/mo	0.01%
227	CENTRAL HYDRAULICS INC	Maintenance - Equipment	\$729.06	avg \$729.06/mo	0.01%
228	DAVIS STRUCTURAL STEEL INC	Materials	\$713.87	avg \$1,154.93/mo	0.01%
229	FORT SMITH BLUE PRINT INC	Arch Engineering Services	\$705.84	avg \$705.84/mo	0.01%

#	VENDOR	CATEGORY	AMOUNT	MONTHLY	% TOTAL
230	<u>RJN GROUP</u>	Construction Contracts	\$690.00	avg \$690.00/mo	0.01%
231	<u>CUSTOM EQUIPMENT CO</u>	Maintenance - Equipment	\$684.86	avg \$1,094.07/mo	0.01%
232	<u>FORT SMITH VETERINARY WELLNESS AND URGENT CARE</u>	Custodial Equipment & Sup	\$683.30	avg \$683.30/mo	0.01%
233	<u>STATE OF ARKANSAS</u>	Rental Op Lease - Equipme	\$600.00	avg \$900.00/mo	0.01%
234	<u>LARISSA FLANAGAN</u>	Maintenance - Buildings	\$600.00	avg \$600.00/mo	0.01%
235	<u>NSPE</u>	Dues & Subscriptions	\$598.00	avg \$598.00/mo	0.01%
236	<u>MALLORY SAFETY AND SUPPLY LLC</u>	Small Equipment	\$593.70	avg \$717.04/mo	0.01%
237	<u>CASCO INDUSTRIES INC</u>	Uniform Clothing	\$593.49	avg \$593.49/mo	0.01%
238	<u>C & C MANUFACTURING</u>	Maintenance - Equipment	\$573.85	avg \$573.85/mo	0.01%
239	<u>LAWSON PRODUCTS INC</u>	Fleet Inventory	\$571.78	avg \$571.78/mo	0.01%
240	<u>FORT SMITH HAND THERAPY</u>	Employee Screenings	\$565.00	avg \$565.00/mo	0.01%
241	<u>GIRLS INC</u>	Federal Grant Programs	\$560.00	avg \$560.00/mo	0.01%
242	<u>RIVER VALLEY PLBG</u>	Maintenance - Buildings	\$545.50	avg \$545.50/mo	0.01%
243	<u>LANGUAGE LINE SERVICES INC</u>	Dues & Subscriptions	\$542.16	avg \$932.84/mo	0.01%
244	<u>TROPHIES UNLIMITED INC.</u>	Office Supplies	\$536.55	avg \$536.55/mo	0.01%
245	<u>MURPHREES INC</u>	Maintenance - Equipment	\$535.18	avg \$535.18/mo	0.01%
246	<u>STATE OF AR DEPT OF FIN & ADMIN</u>	Garnishment	\$535.05	avg \$932.80/mo	0.01%
247	<u>ALARMCO INC</u>	Maintenance - Buildings	\$525.60	avg \$525.60/mo	0.01%
248	<u>BATTERY OUTFITTERS INC</u>	Fleet Inventory	\$522.80	avg \$899.63/mo	0.01%
249	<u>THE HEIL CO</u>	Communications	\$521.50	avg \$521.50/mo	0.01%
250	<u>A & G DIESEL SERVICES INC</u>	Maintenance - Equipment	\$517.38	avg \$862.31/mo	0.01%
251	<u>UNITED WAY OF FORT SMITH AREA INC</u>	United Fund Withheld	\$505.41	avg \$1,006.54/mo	0.01%
252	<u>JOYCE BRADLEY BABIN TRUSTEE</u>	Misc/ Bankruptcy	\$505.38	avg \$1,010.76/mo	0.01%

#	VENDOR	CATEGORY	AMOUNT	MONTHLY	% TOTAL
253	<u>BOND EQUIPMENT COMPANY INC</u>	Inventory - Purchase	\$486.66	avg \$922.24/mo	0.01%
254	<u>FIRST CHOICE COFFEE SERVICES</u>	Custodial Equipment & Sup	\$482.61	avg \$482.61/mo	0.01%
255	<u>SWINK ELECTRIC INC</u>	Maintenance - Buildings	\$475.00	avg \$475.00/mo	0.01%
256	<u>MATLOCK ELECTRIC CO INC</u>	Maintenance - Equipment	\$467.00	avg \$467.00/mo	0.01%
257	<u>OPEN TEXT INC</u>	Software Licensing Fees	\$466.22	avg \$466.22/mo	0.01%
258	<u>MOWER SHOP INC THE</u>	Maintenance - Equipment	\$459.89	avg \$893.84/mo	0.01%
259	<u>ELITE EXTERMINATING INC</u>	Outside Services	\$458.64	avg \$458.64/mo	0.01%
260	<u>LESLIE HARMS</u>	A/R - Water	\$456.70	avg \$456.70/mo	0.01%
261	<u>DANA KILLIAN</u>	Project Right of Way	\$454.50	avg \$454.50/mo	0.01%
262	<u>GREATER FT SMITH ASSOCIATION OF</u>	Dues & Subscriptions	\$450.00	avg \$450.00/mo	0.01%
263	<u>BRITNEY NICOLE MARINELLO</u>	Other Travel	\$440.82	avg \$440.82/mo	0.01%
264	<u>ENVISION COMPUTER ASSOCIATES INC</u>	Office Supplies	\$440.19	avg \$440.19/mo	0.01%
265	<u>LAIRAMORE CORP</u>	Custodial Equipment & Sup	\$436.92	avg \$436.92/mo	0.01%
266	<u>AR RECYCLING COALITION</u>	Conferences & Seminars	\$425.00	avg \$425.00/mo	0.01%
267	<u>MARLIN LEASING CORPORATION</u>	Rental Op Lease - Equipme	\$419.65	avg \$760.01/mo	0.01%
268	<u>KING IRRIGATION & LIGHTING INC</u>	Maintenance - Buildings	\$410.63	avg \$547.51/mo	0.01%
269	<u>PATHWAY VET ALLIANCE HOLDING LLC</u>	Custodial Equipment & Sup	\$408.67	avg \$683.65/mo	0.01%
270	<u>MULTI SERVICE TECHNOLOGY SOLUTIONS INC</u>	Uniform Clothing	\$407.01	avg \$407.01/mo	0.01%
271	<u>UNIFIRST FIRST AID CORP</u>	Custodial Equipment & Sup	\$396.21	avg \$396.21/mo	0.01%
272	<u>MICKLE GRIFFIN LLC</u>	Cap Outlay - Improvement	\$392.00	avg \$392.00/mo	0.01%
273	<u>DUANE MCDONALD</u>	Prepaid Travel	\$387.00	avg \$625.00/mo	0.01%
274	<u>COMPASS GROUP</u>	Special Events	\$378.93	avg \$378.93/mo	0.01%
275	<u>RANDALL FORD INC</u>	Maintenance - Equipment	\$378.66	avg \$378.66/mo	0.01%

#	VENDOR	CATEGORY	AMOUNT	MONTHLY	% TOTAL
276	<u>JAMIE FRANCIS</u>	Prepaid Travel	\$378.00	avg \$378.00/mo	0.01%
277	<u>ELEVATOR SAFETY INSPECTION SER INC</u>	Maintenance - Buildings	\$370.00	avg \$370.00/mo	0.01%
278	<u>EARLINE SATTERFIELD</u>	A/R - Water	\$367.45	avg \$367.45/mo	0.01%
279	<u>FORT SMITH FIRE FIGHTERS FOUNDATION</u>	Uncategorized	\$365.00	—	0.01%
280	<u>THE PLANT PEOPLE INC</u>	Special Events	\$362.00	avg \$362.00/mo	0.01%
281	<u>AAA U RENT IT INC</u>	State Asset Forfeiture	\$360.26	avg \$694.08/mo	0.01%
282	<u>CASEY LEE CAGLE</u>	Prepaid Travel	\$357.00	avg \$357.00/mo	0.01%
283	<u>DERRICK MICHAEL DOWDY</u>	Prepaid Travel	\$357.00	avg \$357.00/mo	0.01%
284	<u>CDW GOVERNMENT INC</u>	Software Licensing Fees	\$353.90	avg \$448.74/mo	0.01%
285	<u>RUNTIME TECHNOLOGIES, LLC</u>	Outside Services	\$351.28	avg \$351.28/mo	0.01%
286	<u>STEVE DIMMITT</u>	Other Travel	\$350.40	avg \$350.40/mo	0.01%
287	<u>RANDY SWAIM</u>	Prepaid Travel	\$344.00	avg \$344.00/mo	0.01%
288	<u>ROBERT MARTIN</u>	Other Travel	\$343.88	avg \$343.88/mo	0.01%
289	<u>FORT SMITH REGIONAL CHAMBER OF</u>	Dues & Subscriptions	\$336.00	avg \$336.00/mo	0.01%
290	<u>COLTON PACE</u>	Prepaid Travel	\$335.20	avg \$335.20/mo	0.01%
291	<u>MR PLASTIC INC</u>	Program Expense	\$328.50	avg \$328.50/mo	0.01%
292	<u>BECDAVIS INC</u>	Maintenance - Buildings	\$328.50	avg \$328.50/mo	0.01%
293	<u>FARMERS COOPERATIVE</u>	Materials	\$326.30	avg \$326.30/mo	0.01%
294	<u>ENVIRONMENTAL PRODUCTS GROUP INC</u>	Fleet Inventory	\$314.25	avg \$314.25/mo	0.01%
295	<u>CA STATE DISBURSEMENT UNIT</u>	Child Support	\$304.15	avg \$608.30/mo	0.01%
296	<u>SUNBELT RENTALS INC</u>	Rental Op Lease - Equipme	\$303.30	avg \$303.30/mo	0.01%
297	<u>VAUGHN DECOSTER</u>	Employee Screenings	\$300.00	avg \$300.00/mo	0.01%
298	<u>FRANCOTYP-POSTALIA INC</u>	Rental Op Lease - Equipme	\$286.36	avg \$286.36/mo	0.01%
299	<u>COURAGE TACTICAL LLC</u>	Uniform Clothing	\$285.78	avg \$285.78/mo	0.01%

#	VENDOR	CATEGORY	AMOUNT	MONTHLY	% TOTAL
300	<u>MTM RECOGNITION CORP</u>	Uniform Clothing	\$268.28	avg \$268.28/mo	0.01%
301	<u>FREDDYS APPLIANCE REPAIR INC</u>	Maintenance - Equipment	\$268.22	avg \$268.22/mo	0.01%
302	<u>OLAN CLARENCE JAMES III</u>	Other Travel	\$266.59	avg \$266.59/mo	0.01%
303	<u>ALL MAKES AUTOS</u>	A/R - Water	\$263.43	avg \$263.43/mo	0.01%
304	<u>ABC PRINTING AND SIGNS</u>	Uniform Clothing	\$262.82	avg \$462.67/mo	0.01%
305	<u>CHRIS HOOVER</u>	Other Travel	\$258.00	avg \$258.00/mo	0.01%
306	<u>MOUNTAIN SPRING WATER</u>	Rental Op Lease - Equipme	\$253.87	avg \$287.46/mo	0.01%
307	<u>BRADLEY MARION</u>	Prepaid Travel	\$249.00	avg \$249.00/mo	0.01%
308	<u>CRAIG ALLEN SHARP</u>	Prepaid Travel	\$249.00	avg \$249.00/mo	0.01%
309	<u>YOUR TOTAL FITNESS SHOP INC</u>	Maintenance - Equipment	\$246.38	avg \$246.38/mo	0.01%
310	<u>A CLEAN POTTY INC</u>	Rental Op Lease - Buildin	\$246.38	avg \$246.38/mo	0.01%
311	<u>SOUTHWEST GARAGE DOOR CO</u>	Maintenance - Buildings	\$234.00	avg \$234.00/mo	0.00%
312	<u>STEPHEN BRUCE & ASSOCIATES</u>	Garnishment	\$233.15	avg \$466.30/mo	0.00%
313	<u>MATTHEW BENDER AND COMPANY INC DBA</u>	Other Current Expenses	\$230.45	avg \$230.45/mo	0.00%
314	<u>JAMES GENTRY III</u>	Other Travel	\$229.10	avg \$229.10/mo	0.00%
315	<u>CHEMAQUA</u>	Maintenance - Buildings	\$225.57	avg \$225.57/mo	0.00%
316	<u>LINDER TOPSOIL INC</u>	Materials	\$215.50	avg \$215.50/mo	0.00%
317	<u>ABILITIES UNLIMITED INC</u>	Program Expense	\$213.73	avg \$355.10/mo	0.00%
318	<u>DETCO INDUSTRIES INC</u>	Maintenance - Buildings	\$210.12	avg \$210.12/mo	0.00%
319	<u>MATTHEW MOSCHNER</u>	Other Travel	\$209.00	avg \$209.00/mo	0.00%
320	<u>JOSHUA ESTRADA</u>	Other Travel	\$209.00	avg \$209.00/mo	0.00%
321	<u>ADRIAN MORALES</u>	Other Travel	\$209.00	avg \$209.00/mo	0.00%
322	<u>MATT D CLUCK</u>	A/R - Water	\$208.66	avg \$208.66/mo	0.00%

#	VENDOR	CATEGORY	AMOUNT	MONTHLY	% TOTAL
323	<u>FLEETPRIDE INC</u>	Maintenance - Equipment	\$208.18	avg \$407.34/mo	0.00%
324	<u>JENNIFER SMITH</u>	A/R - Water	\$198.04	avg \$198.04/mo	0.00%
325	<u>ORR MOTORS OF FORT SMITH 3 INC</u>	Maintenance - Equipment	\$197.19	avg \$197.19/mo	0.00%
326	<u>MID AMERICAN SIGNAL INC</u>	Materials	\$196.01	avg \$196.01/mo	0.00%
327	<u>RATH AUTO RESOURCES & MEINEKE #2200</u>	Maintenance - Equipment	\$192.82	avg \$192.82/mo	0.00%
328	<u>SHERMAN MOORE</u>	Communications	\$191.00	avg \$191.00/mo	0.00%
329	<u>RICK L HAYES</u>	Outside Services	\$190.00	avg \$190.00/mo	0.00%
330	<u>BRENTON ODLE</u>	Other Travel	\$188.00	avg \$188.00/mo	0.00%
331	<u>DAVID MATTAS</u>	Other Travel	\$188.00	avg \$188.00/mo	0.00%
332	<u>GREAT AMERICA LEASING CORP</u>	Rental Op Lease - Equipme	\$180.36	avg \$180.36/mo	0.00%
333	<u>FORT SMITH FIREFIGHTERS ASSOCIATION</u>	Fire Association Dues	\$180.00	avg \$180.00/mo	0.00%
334	<u>CHELSEA DEE MARR</u>	Child Support	\$177.23	avg \$354.46/mo	0.00%
335	<u>LANDS END INC</u>	Uniform Clothing	\$171.55	avg \$171.55/mo	0.00%
336	<u>REDWOOD TOXICOLOGY LABORATORY INC</u>	Outside Services	\$154.76	avg \$154.76/mo	0.00%
337	<u>CENTRAL LAUNDRY EQUIPMENT</u>	Maintenance - Equipment	\$153.30	avg \$153.30/mo	0.00%
338	<u>DIGNA MEJIA VELASQUEZ</u>	Project Right of Way	\$151.50	avg \$151.50/mo	0.00%
339	<u>AR CON TESTING SERVICES INC</u>	Construction Contracts	\$150.00	avg \$150.00/mo	0.00%
340	<u>DRONE NERDS INC</u>	Small Equipment	\$146.74	avg \$146.74/mo	0.00%
341	<u>DANA SAFETY SUPPLY</u>	Small Equipment	\$145.46	avg \$145.46/mo	0.00%
342	<u>AR DEPT OF HEALTH</u>	Other Current Expenses	\$145.00	avg \$180.00/mo	0.00%
343	<u>SHAMROCK BOLT AND SCREW CO INC</u>	Fleet Inventory	\$139.71	avg \$150.15/mo	0.00%
344	<u>LAUREL SWICEGOOD</u>	Other Travel	\$132.67	avg \$132.67/mo	0.00%
345	<u>JOHNS AUTO CENTER</u>	Maintenance - Equipment	\$131.40	avg \$131.40/mo	0.00%

#	VENDOR	CATEGORY	AMOUNT	MONTHLY	% TOTAL
346	<u>HUNTER J EARLS</u>	A/R - Water	\$125.00	avg \$125.00/mo	0.00%
347	<u>INDUSTRIAL SPLICING AND SLING LLC</u>	Maintenance - Equipment	\$113.53	avg \$113.53/mo	0.00%
348	<u>STANDARD BUSINESS SYSTEM INC</u>	Software Licensing Fees	\$110.38	avg \$110.38/mo	0.00%
349	<u>MUNICIPAL POLICE ASSOCIATION</u>	Union Dues - Police	\$110.00	avg \$110.00/mo	0.00%
350	<u>JOE M PARKER LIVING TRUST</u>	A/R - Water	\$106.80	avg \$106.80/mo	0.00%
351	<u>JESSICA JEAN WALLACE HEICHBERGER</u>	Other Travel	\$105.75	avg \$105.75/mo	0.00%
352	<u>JOSHUA ORTEGA</u>	A/R - Water	\$102.20	avg \$102.20/mo	0.00%
353	<u>WYNDCHASE HOMES LLC</u>	A/R - Water	\$100.00	avg \$100.00/mo	0.00%
354	<u>STEVEN M KESNER</u>	Project Right of Way	\$100.00	avg \$100.00/mo	0.00%
355	<u>WICHITA WATER CONDITIONING, INC</u>	Custodial Equipment & Sup	\$99.97	avg \$145.94/mo	0.00%
356	<u>RANGER SHREDDING</u>	Utilities	\$98.00	avg \$98.00/mo	0.00%
357	<u>A/R ONE TIME PAY VENDOR - ONE TIME PAY</u>	A/R - Water	\$95.97	avg \$95.97/mo	0.00%
358	<u>HEIDI LEVENSON</u>	A/R - Water	\$95.81	avg \$95.81/mo	0.00%
359	<u>JACQUELINE TOBIAS</u>	Prepaid Travel	\$95.00	avg \$95.00/mo	0.00%
360	<u>TEXAS CHILD SUPPORT SDU</u>	Child Support	\$92.31	avg \$184.62/mo	0.00%
361	<u>ANOOP KUMAR</u>	A/R - Water	\$89.84	avg \$89.84/mo	0.00%
362	<u>BASS ENTERPRISES INC., DBA NOVUS</u>	Maintenance - Equipment	\$82.13	avg \$153.31/mo	0.00%
363	<u>LOGAN TAYLOR</u>	Other Travel	\$82.00	avg \$82.00/mo	0.00%
364	<u>CHRISTOPHER BOYD</u>	Taxes Licenses Permits	\$75.11	avg \$75.11/mo	0.00%
365	<u>CALEY E ROBLES</u>	A/R - Water	\$72.64	avg \$72.64/mo	0.00%
366	<u>HUG CHEVROLET BUICK GMC</u>	Maintenance - Equipment	\$71.50	avg \$71.50/mo	0.00%
367	<u>SO STATES POLICE BENEVOLENT ASSOC</u>	South States Police Ben A	\$63.00	avg \$63.00/mo	0.00%
368	<u>AWW AND WEA</u>	Dues & Subscriptions	\$60.00	avg \$60.00/mo	0.00%

#	VENDOR	CATEGORY	AMOUNT	MONTHLY	% TOTAL
369	<u>AGNALDO L MEDEIROS</u>	A/R - Water	\$58.85	avg \$58.85/mo	0.00%
370	<u>WEST TERMITE AND PEST MANAGEMENT INC</u>	Materials	\$56.94	avg \$56.94/mo	0.00%
371	<u>SOUTHERN TIRE MART, LLC</u>	Maintenance - Equipment	\$55.85	avg \$96.37/mo	0.00%
372	<u>ALLSTATE TERMITE AND PEST SOLUTIONS INC</u>	Outside Services	\$54.75	avg \$54.75/mo	0.00%
373	<u>ROBERTS SALVAGE INC</u>	Maintenance - Equipment	\$53.96	avg \$53.96/mo	0.00%
374	<u>COBB BROTHERS</u>	A/R - Lot Clean Up	\$53.42	avg \$53.42/mo	0.00%
375	<u>DONALD W MILLER</u>	Taxes Licenses Permits	\$52.83	avg \$52.83/mo	0.00%
376	<u>APPLIED INDUSTRIAL TECHNOLOGIES</u>	Maintenance - Equipment	\$50.68	avg \$50.68/mo	0.00%
377	<u>JOHNSON COUNTY TREASURER</u>	Taxes Licenses Permits	\$50.19	avg \$50.19/mo	0.00%
378	<u>BARBARA JOAN CURTIS</u>	A/R - Water	\$49.42	avg \$49.42/mo	0.00%
379	<u>RICHARD M STOUFER</u>	A/R - Water	\$49.28	avg \$49.28/mo	0.00%
380	<u>CHARLES HALEY</u>	Other Travel	\$49.00	avg \$49.00/mo	0.00%
381	<u>KAYLA M FERGUSON</u>	A/R - Water	\$48.97	avg \$48.97/mo	0.00%
382	<u>ALERT ALARM SYSTEMS INC</u>	Outside Services	\$43.81	avg \$124.29/mo	0.00%
383	<u>GUILLERMO MORGA</u>	Project Right of Way	\$43.50	avg \$43.50/mo	0.00%
384	<u>PHILIP G JANSEN</u>	Other Travel	\$41.91	avg \$41.91/mo	0.00%
385	<u>PROPIO LS LLC</u>	Outside Services	\$37.82	avg \$37.82/mo	0.00%
386	<u>AMIYAH C CORMIER</u>	A/R - Water	\$31.99	avg \$31.99/mo	0.00%
387	<u>JASON HALEY</u>	Taxes Licenses Permits	\$27.56	avg \$27.56/mo	0.00%
388	<u>WESTERN AR HUMAN RESOURCE ASSOCIATION</u>	Conferences & Seminars	\$25.00	avg \$25.00/mo	0.00%
389	<u>MITCHELL VINSANT</u>	Other Travel	\$25.00	avg \$25.00/mo	0.00%
390	<u>JOHN BEARD</u>	Training Materials	\$25.00	avg \$25.00/mo	0.00%
391	<u>RICHARD D HAMRICK</u>	Training Materials	\$25.00	avg \$25.00/mo	0.00%

#	VENDOR	CATEGORY	AMOUNT	MONTHLY	% TOTAL
392	<u>MIKE CROSLIN</u>	Other Travel	\$25.00	avg \$25.00/mo	0.00%
393	<u>IAN BOLANTE</u>	Training Materials	\$25.00	avg \$25.00/mo	0.00%
394	<u>MATTHEW WILLIAM LEWIS</u>	Other Travel	\$25.00	avg \$25.00/mo	0.00%
395	<u>GUY MOON</u>	Other Travel	\$25.00	avg \$25.00/mo	0.00%
396	<u>KYLA KELLEY</u>	Training Materials	\$25.00	avg \$25.00/mo	0.00%
397	<u>DEVIN JOHN DEERINWATER</u>	Other Travel	\$25.00	avg \$25.00/mo	0.00%
398	<u>DARREN BONDS</u>	Other Travel	\$25.00	avg \$25.00/mo	0.00%
399	<u>REED MEAGAN</u>	Other Travel	\$25.00	avg \$25.00/mo	0.00%
400	<u>TANNER.RONNY</u>	Other Travel	\$25.00	avg \$25.00/mo	0.00%
401	<u>BILL MCFERRAN</u>	Other Travel	\$25.00	avg \$25.00/mo	0.00%
402	<u>CURT SERJEANT</u>	Other Travel	\$25.00	avg \$25.00/mo	0.00%
403	<u>KEITH DELANEY WILSON</u>	Other Travel	\$25.00	avg \$25.00/mo	0.00%
404	<u>STEPHEN HIGNITE</u>	Other Travel	\$25.00	avg \$25.00/mo	0.00%
405	<u>ANDREA WINTERS</u>	Other Travel	\$25.00	avg \$25.00/mo	0.00%
406	<u>MELISSA ARNOLD</u>	Training Materials	\$25.00	avg \$25.00/mo	0.00%
407	<u>ODIS L. PILGRIM II</u>	Training Materials	\$25.00	avg \$25.00/mo	0.00%
408	<u>MIGUEL MORALES</u>	Other Travel	\$25.00	avg \$25.00/mo	0.00%
409	<u>DYLAN LEARMONT</u>	Training Materials	\$25.00	avg \$25.00/mo	0.00%
410	<u>HOMER MUELLER</u>	Other Travel	\$25.00	avg \$25.00/mo	0.00%
411	<u>MARIA MORALES</u>	Other Travel	\$20.50	avg \$20.50/mo	0.00%
412	<u>JEFF TURRENTINE</u>	Other Travel	\$19.00	avg \$19.00/mo	0.00%
413	<u>LANDON HODGES</u>	Other Travel	\$19.00	avg \$19.00/mo	0.00%
414	<u>NORRIS SYSOMPHOU</u>	Other Travel	\$19.00	avg \$38.00/mo	0.00%

#	VENDOR	CATEGORY	AMOUNT	MONTHLY	% TOTAL
415	<u>DEDRICK WASHINGTON</u>	Other Travel	\$19.00	avg \$57.00/mo	0.00%
416	<u>THAO T PHAM</u>	A/R - Water	\$11.74	avg \$11.74/mo	0.00%
417	<u>O'REILLY AUTO #104</u>	State Asset Forfeiture	\$9.65	avg \$9.65/mo	0.00%

PAID INVOICES ANALYSIS

January 2026, February 2026, March 2026, April 2026 · Exported May 17, 2026

Fort Smith, Arkansas — City Paid Invoices

Periods: **January 2026, February 2026, March 2026, April 2026** · Exported: May 17, 2026 · 984 vendors · Grand total: **\$35,732,142.04**

OVERVIEW

JANUARY 2026

FEBRUARY 2026

MARCH 2026

APRIL 2026

PERIOD

April 2026

TOTAL PAID

\$7,949,852.97

OPERATING

\$4,803,648.87

INVESTMENTS

\$3,146,204.10

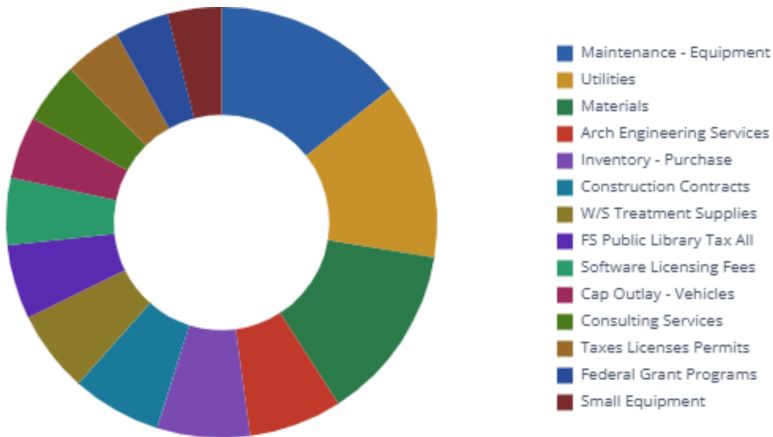
VENDORS

524

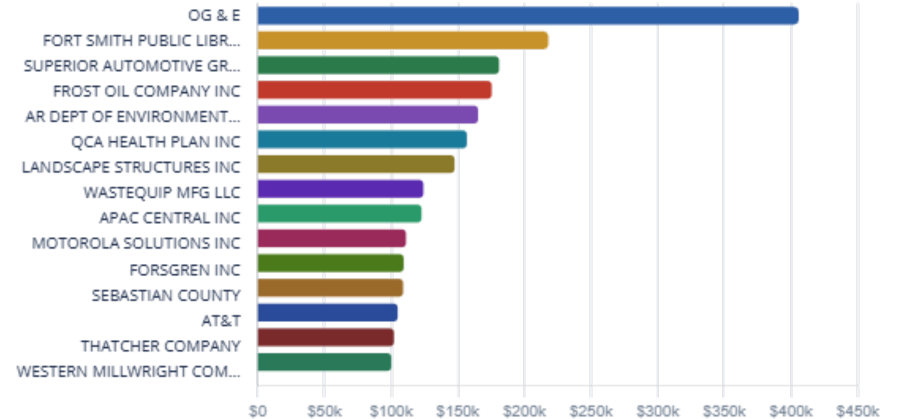
TOP VENDOR

OG & E
\$255,161.71

SPENDING BY CATEGORY — OPERATING



TOP 15 VENDORS — OPERATING



INVESTMENTS & CAPITAL 4 vendors · total: \$3,146,204.10

#	VENDOR	CATEGORY	AMOUNT	MONTHLY	% TOTAL
1	BANK OZK	Investments - Bonds	\$3,072,663.81	avg \$4,472,682.56/mo	97.66%
2	OW INVESTORS LLC	Software Licensing Fees	\$72,244.00	avg \$74,244.00/mo	2.30%
3	INVESTORS PROPERTY MANAGEMENT	A/R - Water	\$793.22	avg \$793.22/mo	0.03%
4	ASAP INVESTMENT PROPERTIES	A/R - Water	\$503.07	avg \$503.07/mo	0.02%

ALL VENDORS (OPERATING) — APRIL 2026 520 vendors · total: \$4,803,648.87

#	VENDOR	CATEGORY	AMOUNT	MONTHLY	% TOTAL
1	<u>OG & E</u>	Utilities	\$255,161.71	avg \$422,263.95/mo	5.31%
2	<u>SUPERIOR AUTOMOTIVE GROUP</u>	Cap Outlay - Vehicles	\$191,123.11	avg \$191,123.11/mo	3.98%
3	<u>AR DEPT OF ENVIRONMENTAL QUALITY</u>	Taxes Licenses Permits	\$169,499.90	avg \$174,999.90/mo	3.53%
4	<u>OCA HEALTH PLAN INC</u>	Consulting Services	\$166,317.80	avg \$166,317.80/mo	3.46%
5	<u>LANDSCAPE STRUCTURES INC</u>	Construction Contracts	\$156,844.66	avg \$156,844.66/mo	3.27%
6	<u>FORSGREN INC</u>	Construction Contracts	\$117,566.59	avg \$117,566.59/mo	2.45%
7	<u>FORT SMITH PUBLIC LIBRARY</u>	FS Public Library Tax All	\$116,571.32	avg \$229,163.06/mo	2.43%
8	<u>WESTERN MILLWRIGHT COMMERCIAL CONST</u>	Federal Grant Programs	\$108,062.50	avg \$108,062.50/mo	2.25%
9	<u>MOTOROLA SOLUTIONS INC</u>	Program Expense	\$100,006.14	avg \$119,376.22/mo	2.08%
10	<u>NICOSIA CONSULTING INTERNATIONAL</u>	Cap Outlay - Improvement	\$98,575.59	avg \$98,575.59/mo	2.05%
11	<u>AT&T</u>	Computer Equip/Software M	\$83,170.18	avg \$112,985.56/mo	1.73%
12	<u>EMERY SAPP & SONS</u>	Materials	\$79,080.32	avg \$84,551.37/mo	1.65%
13	<u>BURNS & MCDONNELL</u>	Arch Engineering Services	\$75,068.50	avg \$75,068.50/mo	1.56%
14	<u>KITTIES & KANINES SHELTER INC</u>	Other Current Expenses	\$73,769.00	avg \$105,480.54/mo	1.54%
15	<u>WASTEQUIP MFG LLC</u>	Cap Outlay - Rear Load Co	\$72,945.76	avg \$132,774.42/mo	1.52%
16	<u>AR VALLEY ELECTRIC COOP CORP</u>	Utilities	\$72,476.45	avg \$90,437.49/mo	1.51%
17	<u>TRITECH SOFTWARE SYSTEMS</u>	Software Licensing Fees	\$71,058.13	avg \$71,058.13/mo	1.48%
18	<u>CONSOLIDATED PIPE & SUPPLY CO INC</u>	Maintenance - Equipment	\$70,037.50	avg \$70,037.50/mo	1.46%
19	<u>FROST OIL COMPANY INC</u>	Inventory - Purchase	\$69,614.08	avg \$185,414.96/mo	1.45%
20	<u>DELL MARKETING LP</u>	PC Replacements	\$68,081.86	avg \$97,073.57/mo	1.42%
21	<u>CDK ENTERPRISES</u>	Materials	\$67,900.00	avg \$68,725.00/mo	1.41%
22	<u>THATCHER COMPANY</u>	W/S Treatment Supplies	\$66,513.60	avg \$110,093.40/mo	1.38%

#	VENDOR	CATEGORY	AMOUNT	MONTHLY	% TOTAL
23	<u>COX COMMUNICATIONS INC</u>	Communications	\$65,772.91	avg \$66,266.93/mo	1.37%
24	<u>BRIXEY ENGINEERING AND LAND</u>	Arch Engineering Services	\$64,587.83	avg \$65,747.83/mo	1.34%
25	<u>SEBASTIAN COUNTY</u>	Project Right of Way	\$63,684.84	avg \$117,159.38/mo	1.33%
26	<u>CONSOLIDATED TRAFFIC CONTROLS INC</u>	Materials	\$62,284.00	avg \$62,284.00/mo	1.30%
27	<u>APAC CENTRAL INC</u>	Materials	\$61,850.75	avg \$131,370.26/mo	1.29%
28	<u>MICKLE GRIFFIN LLC</u>	Arch Engineering Services	\$58,534.50	avg \$73,849.75/mo	1.22%
29	<u>DELTA DENTAL PLAN OF ARKANSAS INC</u>	Dental Claims	\$57,666.52	avg \$57,666.52/mo	1.20%
30	<u>GRM USA INC</u>	Software Licensing Fees	\$53,057.55	avg \$53,057.55/mo	1.10%
31	<u>MUTUAL OF OMAHA INSURANCE COMPANY</u>	EE Basic Life Insurance	\$51,362.85	avg \$51,362.85/mo	1.07%
32	<u>SEBASTIAN COUNTY REGIONAL SOLID</u>	Landfill Fees	\$44,097.59	avg \$44,097.59/mo	0.92%
33	<u>FARO TECHNOLOGIES INC</u>	Fed Asset Forfeiture	\$42,982.79	avg \$42,982.79/mo	0.89%
34	<u>J.A. RIGGS TRACTOR CO</u>	Maintenance - Equipment	\$41,400.95	avg \$76,857.10/mo	0.86%
35	<u>DAILY & WOODS PLLC</u>	Legal Services	\$41,093.05	avg \$45,562.18/mo	0.86%
36	<u>GRANICUS</u>	Software Licensing Fees	\$40,746.48	avg \$50,988.23/mo	0.85%
37	<u>HENARD UTILITY PRODUCTS</u>	Maintenance - Equipment	\$37,103.79	avg \$47,637.65/mo	0.77%
38	<u>AT&T MOBILITY</u>	Communications	\$35,241.34	avg \$35,241.34/mo	0.73%
39	<u>SCS ENGINEERS</u>	Inspection and Testing	\$33,773.00	avg \$36,173.00/mo	0.70%
40	<u>STEM BROTHERS TRACTOR WORK INC</u>	Outside Services	\$33,600.00	avg \$33,600.00/mo	0.70%
41	<u>DBS MANUFACTURING INC</u>	Maintenance - Equipment	\$32,731.00	avg \$32,731.00/mo	0.68%
42	<u>PHOENIX SERVICES</u>	Materials	\$30,809.89	avg \$43,047.84/mo	0.64%
43	<u>LIGHTHOUSE MACHINERY</u>	Small Equipment	\$29,784.00	avg \$29,784.00/mo	0.62%
44	<u>HEARTLAND BUSINESS SYSTEMS, LLC</u>	Small Equipment	\$29,014.57	avg \$75,326.14/mo	0.60%
45	<u>CORE & MAIN</u>	Inventory - Purchase	\$28,508.37	avg \$39,111.81/mo	0.59%

#	VENDOR	CATEGORY	AMOUNT	MONTHLY	% TOTAL
46	<u>MARCK RECYCLING</u>	Outside Services	\$28,360.80	avg \$28,360.80/mo	0.59%
47	<u>PINKLEY SALES CO</u>	Materials	\$28,246.62	avg \$52,667.31/mo	0.59%
48	<u>CITY OF FORT SMITH</u>	Federal Grant Programs	\$27,410.94	avg \$27,410.94/mo	0.57%
49	<u>BRENNTAG SOUTHWEST INC</u>	W/S Treatment Supplies	\$26,316.00	avg \$26,316.00/mo	0.55%
50	<u>US GEOLOGICAL SURVEY</u>	Outside Services	\$25,030.25	avg \$25,030.25/mo	0.52%
51	<u>HAWKINS WEIR ENGINEERS INC</u>	Arch Engineering Services	\$24,917.50	avg \$41,420.00/mo	0.52%
52	<u>BARLING WATER DEPT</u>	Residential Sewer Volume	\$23,745.65	avg \$23,745.65/mo	0.49%
53	<u>CUBIC TRANSPORTATION SYSTEMS, INC.</u>	Cap Outlay - Other Equipm	\$22,612.50	avg \$22,612.50/mo	0.47%
54	<u>J & R EQUIPMENT LLC</u>	Maintenance - Equipment	\$21,702.35	avg \$23,828.49/mo	0.45%
55	<u>THERMO ELECTRON NORTH AMERICA LLC</u>	Maintenance - Equipment	\$21,575.88	avg \$21,575.88/mo	0.45%
56	<u>CRAM-A LOT</u>	Containers	\$20,573.35	avg \$20,573.35/mo	0.43%
57	<u>CEDARCHEM LLC</u>	W/S Treatment Supplies	\$20,572.12	avg \$40,428.50/mo	0.43%
58	<u>THE ROOSEVELT GROUP</u>	Program Expense	\$20,000.00	avg \$32,500.00/mo	0.42%
59	<u>HALFF ASSOCIATES, INC.</u>	Arch Engineering Services	\$19,363.75	avg \$21,351.25/mo	0.40%
60	<u>WINWATER FORT SMITH</u>	Inventory - Purchase	\$18,982.39	avg \$35,341.61/mo	0.40%
61	<u>EDISON HEALTHCARE LLC</u>	Other Travel	\$18,568.31	avg \$34,831.84/mo	0.39%
62	<u>ARGO MEDICAL INC</u>	Maintenance - Equipment	\$18,352.20	avg \$20,005.46/mo	0.38%
63	<u>USALCO LLC</u>	W/S Treatment Supplies	\$17,729.81	avg \$17,729.81/mo	0.37%
64	<u>ENVIRO TECH CHEMICAL SERVICES INC</u>	W/S Treatment Supplies	\$17,496.00	avg \$17,496.00/mo	0.36%
65	<u>AR OK GAS CORP</u>	Utilities	\$17,183.31	avg \$31,567.93/mo	0.36%
66	<u>BRANDON K HUTCHINS</u>	Cap Outlay - Other Equipm	\$16,661.00	avg \$16,661.00/mo	0.35%
67	<u>DATA FORMS INC</u>	Advertising & Printing	\$16,336.10	avg \$33,273.20/mo	0.34%
68	<u>EVOQUA WATER TECHNOLOGIES</u>	W/S Treatment Supplies	\$14,999.31	avg \$14,999.31/mo	0.31%

#	VENDOR	CATEGORY	AMOUNT	MONTHLY	% TOTAL
69	<u>MAIN STREET FORT SMITH</u>	Outside Services	\$14,694.00	avg \$14,694.00/mo	0.31%
70	<u>NAFECO INC</u>	Uniform Clothing	\$14,651.03	avg \$15,317.97/mo	0.30%
71	<u>P & K EQUIPMENT</u>	Maintenance - Equipment	\$14,575.82	avg \$14,990.06/mo	0.30%
72	<u>FERGUSON ENTERPRISES INC</u>	Inventory - Purchase	\$14,269.62	avg \$20,348.62/mo	0.30%
73	<u>OVERHEAD DOOR CO OF FORT SMITH INC</u>	Maintenance - Buildings	\$13,831.20	avg \$13,831.20/mo	0.29%
74	<u>UNITED SYSTEMS & SOFTWARE INC</u>	Small Equipment	\$13,829.85	avg \$18,439.80/mo	0.29%
75	<u>DAVISON FUELS CO INC</u>	Fuel & Lubricant	\$13,691.97	avg \$31,833.57/mo	0.29%
76	<u>OREILLY AUTOMOTIVE INC</u>	Maintenance - Equipment	\$13,272.42	avg \$15,104.99/mo	0.28%
77	<u>AR LIME CO</u>	W/S Treatment Supplies	\$12,930.00	avg \$12,930.00/mo	0.27%
78	<u>TONY'S TIRE SERVICE INC</u>	Maintenance - Equipment	\$12,899.01	avg \$43,341.48/mo	0.27%
79	<u>SOUTHERN TIRE MART, LLC</u>	Maintenance - Equipment	\$12,714.00	avg \$16,150.28/mo	0.26%
80	<u>PENCCO INC</u>	W/S Treatment Supplies	\$12,202.72	avg \$12,202.72/mo	0.25%
81	<u>MAGNET FORENSICS USA INC</u>	Software Licensing Fees	\$12,195.00	avg \$12,195.00/mo	0.25%
82	<u>OMNIGO-Q INC</u>	Software Licensing Fees	\$11,879.99	avg \$11,879.99/mo	0.25%
83	<u>PHILLIPS PINEWOOD MULCH INC</u>	Materials	\$11,505.00	avg \$11,505.00/mo	0.24%
84	<u>KENNETH KAE LIN</u>	Maintenance - Buildings	\$11,466.95	avg \$11,466.95/mo	0.24%
85	<u>CONVERGE STRATEGIES, LLC</u>	Federal Grant Programs	\$11,434.25	avg \$11,434.25/mo	0.24%
86	<u>SUPERIOR VISION</u>	Cobra Insurance Fees	\$11,428.48	avg \$11,428.48/mo	0.24%
87	<u>AR CHILD SUPPORT CLEARINGHOUSE</u>	Child Support	\$11,250.73	avg \$32,987.39/mo	0.23%
88	<u>ARKANSAS MUNICIPAL LEAGUE</u>	Prepaid Other	\$11,237.15	avg \$11,237.15/mo	0.23%
89	<u>MCCLELLAND CONSULTING ENGINEERS INC</u>	Arch Engineering Services	\$10,775.00	avg \$10,775.00/mo	0.22%
90	<u>HUGG AND HALL EQUIPMENT CO</u>	Maintenance - Equipment	\$10,767.26	avg \$30,152.39/mo	0.22%
91	<u>NORTHWEST ARKANSAS TRAILER SALES LLC</u>	Small Equipment	\$10,650.00	avg \$10,650.00/mo	0.22%

#	VENDOR	CATEGORY	AMOUNT	MONTHLY	% TOTAL
92	IDEXX DISTRIBUTION CORP	Materials	\$10,162.11	avg \$10,162.11/mo	0.21%
93	WALTHER ARMS INC	Small Equipment	\$10,052.10	avg \$10,052.10/mo	0.21%
94	DIGITAL INSURANCE LLC	Consulting Services	\$10,000.00	avg \$10,000.00/mo	0.21%
95	YBANEZ ENTERPRISES INC.	Maintenance - Buildings	\$9,772.88	avg \$9,772.88/mo	0.20%
96	FISHER SCIENTIFIC	Materials	\$9,383.93	avg \$9,383.93/mo	0.20%
97	NORTHWEST CONTROL SYSTEMS	Maintenance - Buildings	\$9,078.95	avg \$9,078.95/mo	0.19%
98	DAKOTA HIGHLEY'S HEATING AND AIR CONDITIONING, LLC	Maintenance - Buildings	\$8,844.92	avg \$10,128.21/mo	0.18%
99	BOWERS GRANT	Materials	\$8,514.72	avg \$12,610.02/mo	0.18%
100	MEGA BUILDER CONSTRUCTION LLC	Federal Grant Programs	\$8,500.00	avg \$8,500.00/mo	0.18%
101	INSTRUMENT & SUPPLY INC	Maintenance - Equipment	\$8,220.61	avg \$13,486.85/mo	0.17%
102	SPARKS INC	Maintenance - Buildings	\$8,197.38	avg \$8,197.38/mo	0.17%
103	STRIBLING EQUIPMENT LLC	Maintenance - Equipment	\$7,985.36	avg \$15,524.31/mo	0.17%
104	KING PROPERTIES & CONST LLC	Outside Services	\$7,850.00	avg \$7,850.00/mo	0.16%
105	GOODYEAR TIRE & RUBBER CO THE	Maintenance - Equipment	\$7,842.42	avg \$8,536.64/mo	0.16%
106	INDUSTRIAL OILS UNLIMITED	Fuel & Lubricant	\$7,770.86	avg \$14,453.64/mo	0.16%
107	DOWNTOWN AUTOMOTIVE & ACCESSORIES	Maintenance - Equipment	\$7,504.21	avg \$17,806.94/mo	0.16%
108	TORCUP INC	Small Equipment	\$7,328.31	avg \$7,328.31/mo	0.15%
109	COURTHOUSE CONCEPTS INC	Employee Screenings	\$7,264.75	avg \$7,264.75/mo	0.15%
110	THE FIRST NATIONAL BANK OF FORT SMITH	Interest Expense	\$7,106.43	avg \$16,726.43/mo	0.15%
111	CLEAN ENERGY	Maintenance - Buildings	\$7,036.11	avg \$7,036.11/mo	0.15%
112	CINTAS CORP	Uniform Clothing	\$7,028.29	avg \$19,977.10/mo	0.15%
113	PITNEY BOWES BANK INC	Postage & Freight	\$6,629.75	avg \$7,639.50/mo	0.14%
114	CLASSIC COLLISION CENTER	Maintenance - Equipment	\$6,593.88	avg \$6,593.88/mo	0.14%

#	VENDOR	CATEGORY	AMOUNT	MONTHLY	% TOTAL
115	RIVER VALLEY QUARRIES LLC	Materials	\$6,563.57	avg \$6,563.57/mo	0.14%
116	CALVERT MCBRIDE INC	Advertising & Printing	\$6,509.31	avg \$6,509.31/mo	0.14%
117	THORNBURG'S HEAT & AIR INC.	Federal Grant Programs	\$6,500.00	avg \$7,500.00/mo	0.14%
118	TLG OPERATIONS LLC	Maintenance - Equipment	\$6,496.35	avg \$16,184.58/mo	0.14%
119	DESTINATIONS INTERNATIONAL ASSOC	Dues & Subscriptions	\$6,423.00	avg \$6,423.00/mo	0.13%
120	DARRAGH CO	Materials	\$6,004.48	avg \$11,769.18/mo	0.12%
121	TK ELEVATOR	Maintenance - Buildings	\$5,833.56	avg \$9,738.92/mo	0.12%
122	NEXTGEN DEVELOPMENT PARTNERS, LLC	Rental Op Lease - Buildin	\$5,791.67	avg \$5,791.67/mo	0.12%
123	WIRELESS CCTV LLC	Rental Op Lease - Equipme	\$5,769.12	avg \$5,769.12/mo	0.12%
124	BUCKNER CONCRETE CONTRACTORS INC	Maintenance - Buildings	\$5,700.00	avg \$5,700.00/mo	0.12%
125	WESTERN ARKANSAS COUSELING & GUIDANCE CENTER INC	Employee Screenings	\$5,594.58	avg \$5,594.58/mo	0.12%
126	HACH CHEMICAL CO	Materials	\$5,355.92	avg \$5,355.92/mo	0.11%
127	CANON FINANCIAL SERVICES	Rental Op Lease - Equipme	\$5,326.96	avg \$14,410.94/mo	0.11%
128	HUTCHERSON PLBG & AIR INC	SEP Line Replacement Prog	\$5,209.00	avg \$5,209.00/mo	0.11%
129	NATIONAL FILTER MEDIA	Inventory - Purchase	\$5,040.48	avg \$5,040.48/mo	0.10%
130	HACKING LAW PRACTICE	Legal Services	\$5,000.00	avg \$5,000.00/mo	0.10%
131	BURRIS APPRAISAL CO INC	Project Right of Way	\$5,000.00	avg \$5,000.00/mo	0.10%
132	PRO CLEAN JANITORIAL SERVICE INC	Maintenance - Buildings	\$4,845.38	avg \$4,845.38/mo	0.10%
133	FRATERNAL ORDER OF POLICE	Fraternal Order of Police	\$4,770.34	avg \$4,810.34/mo	0.10%
134	VERIZON CONNECT FLEET USA LLC	Software Licensing Fees	\$4,737.50	avg \$4,737.50/mo	0.10%
135	EUROFINS ENVIRONMENT TESTING AMERICA HOLDING INC	Inspection and Testing	\$4,640.00	avg \$9,035.28/mo	0.10%
136	ITRON INC	Maintenance - Equipment	\$4,548.03	avg \$4,548.03/mo	0.09%
137	HANOVER DISPLAYS INC.	Cap Outlay - Software	\$4,519.19	avg \$4,519.19/mo	0.09%

#	VENDOR	CATEGORY	AMOUNT	MONTHLY	% TOTAL
138	<u>INDUSTRIAL PRECAST INC.</u>	Materials	\$4,484.03	avg \$4,484.03/mo	0.09%
139	<u>APEX GENERATORS & ELECTRIC LLC</u>	Maintenance - Equipment	\$4,472.45	avg \$4,472.45/mo	0.09%
140	<u>BRUCKNER TRUCK SALES</u>	Maintenance - Equipment	\$4,381.53	avg \$8,790.81/mo	0.09%
141	<u>RICK L HAYES</u>	Outside Services	\$4,160.00	avg \$5,110.00/mo	0.09%
142	<u>TSW PROPERTIES INC</u>	Maintenance - Equipment	\$4,082.96	avg \$4,082.96/mo	0.08%
143	<u>REDWOOD TOXICOLOGY LABORATORY INC</u>	Custodial Equipment & Sup	\$4,001.25	avg \$4,001.25/mo	0.08%
144	<u>ALFA LAVAL INC</u>	Maintenance - Equipment	\$3,993.59	avg \$3,993.59/mo	0.08%
145	<u>MEDIASTAR INC</u>	Computer Equip/Software M	\$3,965.00	avg \$4,768.00/mo	0.08%
146	<u>NATIONAL BUS TRADER INC</u>	Print Media - Magazine	\$3,900.00	avg \$3,900.00/mo	0.08%
147	<u>M & K UPHOLSTERY</u>	Small Equipment	\$3,832.50	avg \$3,832.50/mo	0.08%
148	<u>GALLS, A DIVISION OF ARAMARK UNIFORM</u>	Uniform Clothing	\$3,730.68	avg \$12,993.70/mo	0.08%
149	<u>WHEELER POWER SPORTS INC</u>	Maintenance - Equipment	\$3,609.58	avg \$3,609.58/mo	0.08%
150	<u>OMEGA CUSTOMS LLC</u>	Maintenance - Equipment	\$3,608.58	avg \$5,629.61/mo	0.08%
151	<u>CORVUS OF NORTHWEST ARKANSAS LLC</u>	Maintenance - Buildings	\$3,177.21	avg \$3,177.21/mo	0.07%
152	<u>CERTIFIED LABORATORIES</u>	Fuel & Lubricant	\$3,151.57	avg \$3,151.57/mo	0.07%
153	<u>WESTARK PLUMBING</u>	SEP Line Replacement Prog	\$3,149.00	avg \$8,091.00/mo	0.07%
154	<u>MARMIC FIRE & SAFETY CO INC</u>	Maintenance - Buildings	\$3,038.47	avg \$5,620.09/mo	0.06%
155	<u>AR TAX ASSOCIATES INC</u>	Outside Services	\$3,000.00	avg \$3,000.00/mo	0.06%
156	<u>PFM FINANCIAL ADVISORS LLC</u>	Consulting Services	\$3,000.00	avg \$3,000.00/mo	0.06%
157	<u>CHRISTINA WILLIAMS CONSULTING LLC</u>	Consulting Services	\$3,000.00	avg \$4,500.00/mo	0.06%
158	<u>CHASE STEPP</u>	Prepaid Travel	\$2,997.00	avg \$2,997.00/mo	0.06%
159	<u>JAKE HEMBREE</u>	Prepaid Travel	\$2,997.00	avg \$2,997.00/mo	0.06%
160	<u>ROBERT WADE</u>	Outside Services	\$2,993.00	avg \$2,993.00/mo	0.06%

#	VENDOR	CATEGORY	AMOUNT	MONTHLY	% TOTAL
161	<u>YEAGERS HARDWARE INC</u>	Materials	\$2,969.63	avg \$5,404.05/mo	0.06%
162	<u>INGEVITY CORP</u>	Materials	\$2,936.54	avg \$2,936.54/mo	0.06%
163	<u>BLAYLOCK HEATING AND AIR COND INC</u>	Maintenance - Buildings	\$2,925.84	avg \$4,213.83/mo	0.06%
164	<u>ONIN STAFFING LLC</u>	Outside Services	\$2,911.26	avg \$11,841.06/mo	0.06%
165	<u>TRAINING NETWORK LLC</u>	Computer Equipment & Soft	\$2,846.98	avg \$2,846.98/mo	0.06%
166	<u>TRAVIS JOINER</u>	Outside Services	\$2,819.63	avg \$5,173.88/mo	0.06%
167	<u>E-CELL</u>	Outside Services	\$2,700.00	avg \$2,700.00/mo	0.06%
168	<u>STATE OF OKLAHOMA</u>	Child Support	\$2,690.75	avg \$8,022.25/mo	0.06%
169	<u>CDW GOVERNMENT INC</u>	Peripheral Replacements	\$2,659.98	avg \$2,734.67/mo	0.06%
170	<u>AUTO-PLEX OF AR INC</u>	Maintenance - Equipment	\$2,642.07	avg \$2,642.07/mo	0.06%
171	<u>AR ONE CALL SYSTEM INC</u>	Communications	\$2,520.20	avg \$2,520.20/mo	0.05%
172	<u>MIC SALES INC</u>	Maintenance - Equipment	\$2,516.31	avg \$2,516.31/mo	0.05%
173	<u>TONI GREGORY</u>	Maintenance - Buildings	\$2,500.00	avg \$2,500.00/mo	0.05%
174	<u>KANE BASSHAM</u>	Outside Services	\$2,500.00	avg \$5,000.00/mo	0.05%
175	<u>FRANCIS VIEN LE</u>	Project Right of Way	\$2,500.00	avg \$2,500.00/mo	0.05%
176	<u>DAVIS STRUCTURAL STEEL INC</u>	Materials	\$2,466.19	avg \$6,013.30/mo	0.05%
177	<u>RYSE ELEVATOR</u>	Maintenance - Buildings	\$2,463.75	avg \$2,463.75/mo	0.05%
178	<u>LORI MAXINE CARR</u>	Consulting Services	\$2,400.00	avg \$2,400.00/mo	0.05%
179	<u>WHOOSTER INC</u>	Dues & Subscriptions	\$2,400.00	avg \$2,400.00/mo	0.05%
180	<u>FORT SMITH PROFESSIONAL FIREFIGHTERS</u>	Union Dues - Fire	\$2,355.01	avg \$6,933.03/mo	0.05%
181	<u>ACE HYDRAULICS INC.</u>	Maintenance - Equipment	\$2,335.74	avg \$2,566.76/mo	0.05%
182	<u>MCMILLEN, INC.</u>	Consulting Services	\$2,262.50	avg \$2,262.50/mo	0.05%
183	<u>GRAPHIC SERVICE CO</u>	Program Expense	\$2,244.75	avg \$2,244.75/mo	0.05%

#	VENDOR	CATEGORY	AMOUNT	MONTHLY	% TOTAL
184	DANA SAFETY SUPPLY	Small Equipment	\$2,221.49	avg \$3,173.26/mo	0.05%
185	TRUCKPRO INC	Maintenance - Equipment	\$2,220.80	avg \$4,745.75/mo	0.05%
186	SIDMONS-MARITN EMERGENCY GROUP LLC	Maintenance - Equipment	\$2,190.62	avg \$2,190.62/mo	0.05%
187	MARK CHAMBELAIN	Federal Grant Programs	\$2,100.00	avg \$4,220.00/mo	0.04%
188	BOUND TREE MEDICAL, LLC	Small Equipment	\$2,091.44	avg \$2,091.44/mo	0.04%
189	VERMEER MIDSOUTH INC	Maintenance - Equipment	\$2,086.57	avg \$2,086.57/mo	0.04%
190	CON10GENY CONSULTING LLC	Cap Outlay - Vehicles	\$2,024.20	avg \$2,024.20/mo	0.04%
191	NATIONAL FIRE SAFETY COUNCIL INC	Advertising & Printing	\$2,000.00	avg \$2,000.00/mo	0.04%
192	BOND EQUIPMENT COMPANY INC	Maintenance - Equipment	\$1,999.46	avg \$4,632.55/mo	0.04%
193	CEDAR AND SAGE	Custodial Equipment & Sup	\$1,997.13	avg \$3,166.81/mo	0.04%
194	DOGGETT FREIGHTLINER OF AR LLC	Maintenance - Equipment	\$1,944.34	avg \$3,229.48/mo	0.04%
195	FLOOD JANITORIAL AND CARPET CARE	Outside Services	\$1,899.83	avg \$1,899.83/mo	0.04%
196	AMAZON CAPITAL SERVICES, INC.	Office Supplies	\$1,878.70	avg \$3,663.84/mo	0.04%
197	ARMORED TRANSPORT SERVICES INC	Outside Services	\$1,861.28	avg \$3,722.56/mo	0.04%
198	JAMES M JENNINGS	American Rescue Plan - Ho	\$1,860.00	avg \$1,860.00/mo	0.04%
199	MURPHREES INC	Maintenance - Equipment	\$1,800.00	avg \$2,160.00/mo	0.04%
200	DATAWORKS PLUS LLC	Software Licensing Fees	\$1,780.00	avg \$1,780.00/mo	0.04%
201	CLAYTONS CONSULTING AND WELDING INC	Maintenance - Equipment	\$1,752.00	avg \$4,100.78/mo	0.04%
202	TYSEN WESTER	Claims and Judgments	\$1,750.00	avg \$1,750.00/mo	0.04%
203	SNAP-ON INC	Small Equipment	\$1,710.96	avg \$1,710.96/mo	0.04%
204	PHENOVA INC	Materials	\$1,706.05	avg \$1,706.05/mo	0.04%
205	JOB CONSTRUCTION CO INC	Materials	\$1,705.00	avg \$2,512.70/mo	0.04%
206	ONE TIME PAY REFUNDS - PARKS & RECREATION	Parks Deposits	\$1,700.00	avg \$5,258.00/mo	0.04%

#	VENDOR	CATEGORY	AMOUNT	MONTHLY	% TOTAL
207	<u>KEVIN KENNEDY</u>	Education Reimbursement	\$1,699.00	avg \$1,699.00/mo	0.04%
208	<u>DETCO INDUSTRIES INC</u>	Custodial Equipment & Sup	\$1,683.02	avg \$2,860.82/mo	0.04%
209	<u>MERCY CLINIC FORT SMITH COMMUNITIES</u>	Employee Screenings	\$1,675.00	avg \$2,006.00/mo	0.03%
210	<u>URGENT TEAM OF ARKANSAS PHYSICIANS LLC</u>	Employee Screenings	\$1,665.00	avg \$1,785.00/mo	0.03%
211	<u>FURMAN W CONARD</u>	Maintenance - Equipment	\$1,646.40	avg \$1,646.40/mo	0.03%
212	<u>PROFESSIONAL SECURITY INC</u>	Outside Services	\$1,642.50	avg \$1,642.50/mo	0.03%
213	<u>SYSTEM SCALE CORP</u>	Maintenance - Buildings	\$1,642.50	avg \$1,642.50/mo	0.03%
214	<u>FEDERAL EXPRESS CORPORATION</u>	Postage & Freight	\$1,636.76	avg \$1,636.76/mo	0.03%
215	<u>VITAL RECORDS HOLDINGS LLC</u>	Rental Op Lease - Buildin	\$1,624.65	avg \$1,624.65/mo	0.03%
216	<u>JDS SUPPLY CO</u>	Small Equipment	\$1,615.13	avg \$1,615.13/mo	0.03%
217	<u>MR ROB'S DRY CLEANERS & LAUNDRY</u>	Uniform Clothing	\$1,598.62	avg \$1,598.62/mo	0.03%
218	<u>CUSTOM EQUIPMENT CO</u>	Maintenance - Equipment	\$1,592.93	avg \$3,703.50/mo	0.03%
219	<u>SOUTHWEST GARAGE DOOR CO</u>	Maintenance - Buildings	\$1,562.19	avg \$1,817.00/mo	0.03%
220	<u>CARCO INTERNATIONAL INC</u>	Maintenance - Equipment	\$1,555.84	avg \$2,558.73/mo	0.03%
221	<u>ROBINS INTERNATIONAL INC</u>	Maintenance - Buildings	\$1,550.00	avg \$2,196.50/mo	0.03%
222	<u>SUNBELT RENTALS INC</u>	Rental Op Lease - Equipme	\$1,532.49	avg \$1,924.94/mo	0.03%
223	<u>TRI STATE ENTERPRISES INC</u>	Maintenance - Equipment	\$1,515.79	avg \$3,750.19/mo	0.03%
224	<u>ARKANSAS NATIONAL GUARD MWR</u>	Uniform Clothing	\$1,500.55	avg \$2,366.46/mo	0.03%
225	<u>RANDALL FORD INC</u>	Maintenance - Equipment	\$1,464.74	avg \$1,970.78/mo	0.03%
226	<u>TROTTER ELECTRIC</u>	Maintenance - Buildings	\$1,455.00	avg \$1,455.00/mo	0.03%
227	<u>ATHENS TECHNICAL SPECIALISTS INC.</u>	Maintenance - Equipment	\$1,453.82	avg \$1,453.82/mo	0.03%
228	<u>QUANTUM PROPERTY INC.</u>	A/R - Water	\$1,452.19	avg \$1,452.19/mo	0.03%
229	<u>RJN GROUP</u>	Construction Contracts	\$1,425.00	avg \$1,425.00/mo	0.03%

#	VENDOR	CATEGORY	AMOUNT	MONTHLY	% TOTAL
230	<u>CRYSTAL CLEAN INC</u>	Maintenance - Equipment	\$1,422.93	avg \$1,997.07/mo	0.03%
231	<u>AT&T CORP</u>	Communications	\$1,353.09	avg \$1,353.09/mo	0.03%
232	<u>CELLCO PARTNERSHIP</u>	Communications	\$1,352.40	avg \$1,352.40/mo	0.03%
233	<u>ARCHITECTURE PLUS, INC.</u>	Cap Outlay - Improvement	\$1,350.00	avg \$1,350.00/mo	0.03%
234	<u>JANET P MOORE</u>	A/R - Water	\$1,349.37	avg \$1,349.37/mo	0.03%
235	<u>FORT SMITH VETERINARY WELLNESS AND URGENT CARE</u>	Program Expense	\$1,343.00	avg \$1,743.00/mo	0.03%
236	<u>GW ROWE CORP</u>	Uniform Clothing	\$1,319.18	avg \$1,519.59/mo	0.03%
237	<u>BATTERY OUTFITTERS INC</u>	Fleet Inventory	\$1,319.16	avg \$2,795.21/mo	0.03%
238	<u>SPATCO ENERGY SOLUTIONS LLC</u>	Maintenance - Buildings	\$1,308.63	avg \$1,308.63/mo	0.03%
239	<u>PREFERRED OFFICE PRODUCTS INC</u>	Rental Op Lease - Equipme	\$1,303.39	avg \$3,074.58/mo	0.03%
240	<u>RIVER CITY HYDRAULICS INC</u>	Maintenance - Equipment	\$1,296.19	avg \$3,499.84/mo	0.03%
241	<u>ONE TIME PAY VENDOR</u>	Demolition Bond Deposits	\$1,293.02	avg \$1,293.02/mo	0.03%
242	<u>WEST ARK SOD AND TURF INC</u>	Materials	\$1,288.25	avg \$1,288.25/mo	0.03%
243	<u>UNIVERSAL FIRE EQUIPMENT CO</u>	Materials	\$1,260.90	avg \$1,260.90/mo	0.03%
244	<u>KIMBALL MIDWEST</u>	Small Equipment	\$1,226.52	avg \$1,226.52/mo	0.03%
245	<u>SWINK ELECTRIC INC</u>	Maintenance - Buildings	\$1,206.86	avg \$1,381.86/mo	0.03%
246	<u>JON PICKEL</u>	Maintenance - Equipment	\$1,200.00	avg \$1,200.00/mo	0.02%
247	<u>OFFICE DEPOT LLC</u>	Office Supplies	\$1,182.04	avg \$2,568.95/mo	0.02%
248	<u>REDDY ICE CORPORATION</u>	Custodial Equipment & Sup	\$1,154.63	avg \$1,704.41/mo	0.02%
249	<u>WESTERN AR PLANNING AND</u>	Outside Services	\$1,150.00	avg \$1,150.00/mo	0.02%
250	<u>FORT SMITH PAPER CO</u>	Office Supplies	\$1,129.22	avg \$1,796.34/mo	0.02%
251	<u>MOWER SHOP INC THE</u>	Maintenance - Equipment	\$1,124.21	avg \$1,979.77/mo	0.02%
252	<u>ACME JANITOR AND CHEMICAL SUPPLY</u>	Custodial Equipment & Sup	\$1,092.12	avg \$2,046.57/mo	0.02%

#	VENDOR	CATEGORY	AMOUNT	MONTHLY	% TOTAL
253	<u>ABC PRINTING AND SIGNS</u>	Uniform Clothing	\$1,057.77	avg \$1,245.02/mo	0.02%
254	<u>FRONTIER PRECISION</u>	Software Licensing Fees	\$1,055.00	avg \$1,055.00/mo	0.02%
255	<u>WEHCO NEWSPAPERS INC</u>	Advertising & Printing	\$1,029.60	avg \$2,514.68/mo	0.02%
256	<u>COOPERATIVE PERSONNEL SERVICES</u>	Examinations - Civil Serv	\$1,021.90	avg \$1,021.90/mo	0.02%
257	<u>BONNIE RODGERS</u>	Project Right of Way	\$1,021.20	avg \$1,021.20/mo	0.02%
258	<u>DATAMAX INC.</u>	Rental Op Lease - Equipme	\$1,010.71	avg \$2,113.44/mo	0.02%
259	<u>ROY DON SMITH</u>	Maintenance - Buildings	\$1,000.00	avg \$1,000.00/mo	0.02%
260	<u>DUE NORTH CONSULTING INC</u>	Print Media - Magazine	\$1,000.00	avg \$1,000.00/mo	0.02%
261	<u>JAMES HUGHES</u>	Benevolent Fund	\$1,000.00	avg \$1,000.00/mo	0.02%
262	<u>HICKS LAWNCARE SERVICE</u>	Outside Services	\$973.55	avg \$3,222.63/mo	0.02%
263	<u>QUALITY PETROLEUM INC.</u>	Fuel & Lubricant	\$930.75	avg \$930.75/mo	0.02%
264	<u>AR COMMUNITY FOUNDATION FOR</u>	Benevolent Fund	\$930.52	avg \$2,745.24/mo	0.02%
265	<u>MATLOCK ELECTRIC CO INC</u>	Outside Services	\$868.21	avg \$868.21/mo	0.02%
266	<u>HARCHEM WATER SERVICES</u>	Outside Services	\$850.00	avg \$1,275.00/mo	0.02%
267	<u>JE SYSTEMS INC</u>	Maintenance - Buildings	\$848.63	avg \$970.18/mo	0.02%
268	<u>ALARMCO INC</u>	Maintenance - Buildings	\$845.89	avg \$845.89/mo	0.02%
269	<u>AR CRIME INFORMATION CENTER</u>	Communications	\$822.70	avg \$822.70/mo	0.02%
270	<u>DOBSON TECHNOLOGIES,TRANSPORT&TELECOM</u>	Communications	\$811.52	avg \$811.52/mo	0.02%
271	<u>FBI LEEDA</u>	Conferences & Seminars	\$795.00	avg \$795.00/mo	0.02%
272	<u>JODYS TOWING AND RECOVERY</u>	Maintenance - Equipment	\$790.62	avg \$790.62/mo	0.02%
273	<u>EAGLE REDI-MIX CONCRETE LLC</u>	Materials	\$778.97	avg \$778.97/mo	0.02%
274	<u>GELCO CLOTHING AND SHOES INC</u>	Uniform Clothing	\$777.43	avg \$1,511.04/mo	0.02%
275	<u>A & G DIESEL SERVICES INC</u>	Maintenance - Equipment	\$776.09	avg \$1,465.94/mo	0.02%

#	VENDOR	CATEGORY	AMOUNT	MONTHLY	% TOTAL
276	<u>FARMERS COOPERATIVE</u>	Materials	\$775.68	avg \$1,324.19/mo	0.02%
277	<u>LANGUAGE LINE SERVICES INC</u>	Dues & Subscriptions	\$767.38	avg \$767.38/mo	0.02%
278	<u>THE FORGING PLACE</u>	Employee Screenings	\$750.00	avg \$1,200.00/mo	0.02%
279	<u>MULTI SERVICE TECHNOLOGY SOLUTIONS INC</u>	Uniform Clothing	\$741.84	avg \$741.84/mo	0.02%
280	<u>AAA U RENT IT INC</u>	Materials	\$720.52	avg \$1,441.03/mo	0.01%
281	<u>PROGRESSIVE TRACTOR & IMPLEMENT CO LLC</u>	Maintenance - Equipment	\$683.40	avg \$683.40/mo	0.01%
282	<u>ELITE EXTERMINATING INC</u>	Materials	\$682.19	avg \$1,823.02/mo	0.01%
283	<u>LANDS END INC</u>	Uniform Clothing	\$664.32	avg \$664.32/mo	0.01%
284	<u>RIVER VALLEY MATERIALS LLC</u>	Materials	\$663.78	avg \$663.78/mo	0.01%
285	<u>UNIFIRST FIRST AID CORP</u>	Custodial Equipment & Sup	\$657.02	avg \$753.47/mo	0.01%
286	<u>PALISADE PEST CONTROL LLC</u>	Maintenance - Buildings	\$657.00	avg \$804.83/mo	0.01%
287	<u>SAMUEL A ULLOA</u>	Project Right of Way	\$648.00	avg \$648.00/mo	0.01%
288	<u>A/R ONE TIME PAY VENDOR - ONE TIME PAY</u>	A/R - Water	\$635.71	avg \$635.71/mo	0.01%
289	<u>JOYCE BRADLEY BABIN TRUSTEE</u>	Misc/ Bankruptcy	\$634.62	avg \$1,774.62/mo	0.01%
290	<u>LAURA LYNCH PA</u>	Custodial Equipment & Sup	\$626.30	avg \$846.30/mo	0.01%
291	<u>CLAUDIA LEONOR VELASQUEZ CANO</u>	A/R - Water	\$626.06	avg \$626.06/mo	0.01%
292	<u>STATE OF ARKANSAS</u>	Communications	\$600.00	avg \$1,300.00/mo	0.01%
293	<u>LARISSA FLANAGAN</u>	Maintenance - Buildings	\$600.00	avg \$600.00/mo	0.01%
294	<u>WELDON WILLIAMS AND LICK INC</u>	Advertising & Printing	\$598.26	avg \$598.26/mo	0.01%
295	<u>ALMA TRACTOR AND EQUIPMENT INC</u>	Maintenance - Equipment	\$588.14	avg \$588.14/mo	0.01%
296	<u>TG ACQUISITION LLC</u>	SWAT Equipment	\$583.46	avg \$583.46/mo	0.01%
297	<u>CROW BURLINGAME</u>	Maintenance - Equipment	\$579.94	avg \$938.59/mo	0.01%
298	<u>AR RECYCLING COALITION</u>	Conferences & Seminars	\$575.00	avg \$575.00/mo	0.01%

#	VENDOR	CATEGORY	AMOUNT	MONTHLY	% TOTAL
299	<u>LAWSON PRODUCTS INC</u>	Fleet Inventory	\$571.78	avg \$696.34/mo	0.01%
300	<u>LAIRAMORE CORP</u>	Custodial Equipment & Sup	\$552.30	avg \$552.30/mo	0.01%
301	<u>CONSULTING PSYCHOLOGY OF WESTERN AR INC</u>	Employee Screenings	\$550.00	avg \$550.00/mo	0.01%
302	<u>KING IRRIGATION & LIGHTING INC</u>	Maintenance - Buildings	\$547.50	avg \$547.50/mo	0.01%
303	<u>JAQUELINE L COLLINS</u>	Air Travel	\$527.76	avg \$527.76/mo	0.01%
304	<u>THE HEIL CO</u>	Communications	\$521.50	avg \$1,043.00/mo	0.01%
305	<u>STAR MECHANICAL SUPPLY INC</u>	Maintenance - Equipment	\$519.23	avg \$544.60/mo	0.01%
306	<u>UNITED WAY OF FORT SMITH AREA INC</u>	United Fund Withheld	\$505.07	avg \$1,497.39/mo	0.01%
307	<u>ATC HEAVY DUTY TOWING AND RECOVERY INC</u>	Maintenance - Equipment	\$502.55	avg \$502.55/mo	0.01%
308	<u>SARAH BYERS</u>	Air Travel	\$501.78	avg \$501.78/mo	0.01%
309	<u>JANIE I PORTA</u>	A/R - Water	\$499.77	avg \$499.77/mo	0.01%
310	<u>NEXAIR LLC</u>	Rental Op Lease - Equipme	\$490.21	avg \$587.24/mo	0.01%
311	<u>AAA BACKFLOW OF NORTHWEST ARKANSAS LLC</u>	Maintenance - Buildings	\$489.47	avg \$489.47/mo	0.01%
312	<u>TRENCHLESS LEAK DETECTION</u>	Outside Services	\$475.00	avg \$475.00/mo	0.01%
313	<u>LITTLEFIELD PROPANE LLC</u>	Fuel & Lubricant	\$441.81	avg \$568.83/mo	0.01%
314	<u>GRAY BROTHERS EQUIPMENT INC.</u>	Maintenance - Equipment	\$435.13	avg \$435.13/mo	0.01%
315	<u>LINDER TOPSOIL INC</u>	Materials	\$431.00	avg \$689.60/mo	0.01%
316	<u>FIRST CHOICE COFFEE SERVICES</u>	Custodial Equipment & Sup	\$430.53	avg \$430.53/mo	0.01%
317	<u>CENTRAL HYDRAULICS INC</u>	Maintenance - Equipment	\$429.45	avg \$429.45/mo	0.01%
318	<u>JEFFREY LUM</u>	Prepaid Travel	\$425.00	avg \$425.00/mo	0.01%
319	<u>MAC MCHAM</u>	Prepaid Travel	\$425.00	avg \$425.00/mo	0.01%
320	<u>PRECISION DRUG SCREENING INC</u>	Outside Services	\$424.00	avg \$424.00/mo	0.01%
321	<u>EXTERMCO TERMITE AND PEST CONTROL</u>	Outside Services	\$411.75	avg \$411.75/mo	0.01%

#	VENDOR	CATEGORY	AMOUNT	MONTHLY	% TOTAL
322	<u>JOHN TYLER FUERST</u>	Prepaid Travel	\$407.00	avg \$407.00/mo	0.01%
323	<u>JEFF JEFFRIES</u>	Conferences & Seminars	\$400.00	avg \$400.00/mo	0.01%
324	<u>BRENT TOBIAS-ARRIOLA</u>	Prepaid Travel	\$375.00	avg \$375.00/mo	0.01%
325	<u>CASEY LEE CAGLE</u>	Prepaid Travel	\$375.00	avg \$375.00/mo	0.01%
326	<u>ELEVATOR SAFETY INSPECTION SER INC</u>	Outside Services	\$370.00	avg \$565.00/mo	0.01%
327	<u>FORT SMITH FIRE FIGHTERS FOUNDATION</u>	Uncategorized	\$365.00	—	0.01%
328	<u>STATE OF AR DEPT OF FIN & ADMIN</u>	Garnishment	\$359.82	avg \$1,073.95/mo	0.01%
329	<u>PURE OX LLC</u>	Materials	\$348.41	avg \$587.12/mo	0.01%
330	<u>COURAGE TACTICAL LLC</u>	Uniform Clothing	\$341.64	avg \$341.64/mo	0.01%
331	<u>A CLEAN POTTY INC</u>	Rental Op Lease - Equipme	\$328.50	avg \$574.88/mo	0.01%
332	<u>BECDAVIS INC</u>	Maintenance - Buildings	\$328.50	avg \$328.50/mo	0.01%
333	<u>DOLLAR GENERAL #1650</u>	A/R - Sanitation	\$323.68	avg \$323.68/mo	0.01%
334	<u>RATH AUTO RESOURCES & MEINEKE #2200</u>	Maintenance - Equipment	\$316.73	avg \$573.07/mo	0.01%
335	<u>SWAIM OFFICE PRODUCTS CO</u>	Office Supplies	\$310.89	avg \$406.67/mo	0.01%
336	<u>MOUNTAIN SPRING WATER</u>	Custodial Equipment & Sup	\$308.31	avg \$626.70/mo	0.01%
337	<u>SOLID WASTE ASSOCIATION OF NORTH</u>	Conferences & Seminars	\$305.00	avg \$305.00/mo	0.01%
338	<u>CA STATE DISBURSEMENT UNIT</u>	Child Support	\$304.15	avg \$912.45/mo	0.01%
339	<u>JOBLAB SERVICES</u>	Employee Screenings	\$300.00	avg \$300.00/mo	0.01%
340	<u>WEST TERMITE AND PEST MANAGEMENT INC</u>	Materials	\$291.27	avg \$405.15/mo	0.01%
341	<u>STEPHEN BRUCE & ASSOCIATES</u>	Garnishment	\$288.17	avg \$803.31/mo	0.01%
342	<u>FRANCOTYP-POSTALIA INC</u>	Rental Op Lease - Equipme	\$286.36	avg \$286.36/mo	0.01%
343	<u>JASON SCARBOROUGH</u>	Prepaid Travel	\$280.00	avg \$280.00/mo	0.01%
344	<u>KANSAS PAYMENT CENTER</u>	Child Support	\$278.77	avg \$836.31/mo	0.01%
345	<u>ANGUS GREGORY BRADFORD</u>	Prepaid Travel	\$275.00	avg \$275.00/mo	0.01%

#	VENDOR	CATEGORY	AMOUNT	MONTHLY	% TOTAL
346	<u>FORSGREN INC</u>	A/R - Water	\$274.90	avg \$274.90/mo	0.01%
347	<u>FORT SMITH HAND THERAPY</u>	Employee Screenings	\$270.00	avg \$270.00/mo	0.01%
348	<u>JEFF DINGMAN</u>	Other Travel	\$265.60	avg \$403.60/mo	0.01%
349	<u>ANTHONY PARKINSON</u>	Prepaid Travel	\$263.00	avg \$263.00/mo	0.01%
350	<u>JOSHUA JOHNSON</u>	Prepaid Travel	\$263.00	avg \$263.00/mo	0.01%
351	<u>JOSHUA MARK MCCLEOD</u>	Prepaid Travel	\$263.00	avg \$263.00/mo	0.01%
352	<u>DARRELLS TIRE & SERVICE CENTER</u>	Maintenance - Equipment	\$262.80	avg \$262.80/mo	0.01%
353	<u>NELSON GREENHOUSES</u>	Materials	\$251.85	avg \$251.85/mo	0.01%
354	<u>SHAMROCK BOLT AND SCREW CO INC</u>	Materials	\$250.68	avg \$272.57/mo	0.01%
355	<u>WICHITA WATER CONDITIONING, INC</u>	Custodial Equipment & Sup	\$249.20	avg \$327.14/mo	0.01%
356	<u>BILLIE ROBISON</u>	A/R - Water	\$248.47	avg \$248.47/mo	0.01%
357	<u>DANIA G MORADEL GALEAS</u>	A/R - Water	\$247.92	avg \$247.92/mo	0.01%
358	<u>MR AUTO GLASS</u>	Maintenance - Equipment	\$246.38	avg \$246.38/mo	0.01%
359	<u>BREEDEN DODGE CHRYSLER JEEP INC</u>	Maintenance - Equipment	\$245.29	avg \$245.29/mo	0.01%
360	<u>TOM'S HEATING AND AIR CONDITIONING LLC</u>	Maintenance - Buildings	\$243.20	avg \$243.20/mo	0.01%
361	<u>PITNEY BOWES GLOBAL FINANCIAL SERV LLC</u>	Rental Op Lease - Equipme	\$234.80	avg \$234.80/mo	0.00%
362	<u>INDUSTRIAL SPLICING AND SLING LLC</u>	Materials	\$232.69	avg \$232.69/mo	0.00%
363	<u>JOHNS AUTO CENTER</u>	Maintenance - Equipment	\$229.96	avg \$229.96/mo	0.00%
364	<u>CHEMAQUA</u>	Maintenance - Buildings	\$225.57	avg \$225.57/mo	0.00%
365	<u>CREATION WITH A PURPOSE</u>	A/R - Water	\$219.80	avg \$219.80/mo	0.00%
366	<u>JEFFREY WAYNE BRANCH</u>	Prepaid Travel	\$219.50	avg \$219.50/mo	0.00%
367	<u>SAMUEL M TERRY</u>	Prepaid Travel	\$210.80	avg \$210.80/mo	0.00%
368	<u>BAYSINGER POLICE SUPPLY INC</u>	Uniform Clothing	\$210.68	avg \$210.68/mo	0.00%

#	VENDOR	CATEGORY	AMOUNT	MONTHLY	% TOTAL
369	<u>GILLIG LLC</u>	Maintenance - Equipment	\$208.67	avg \$208.67/mo	0.00%
370	<u>GARETH PEREIRA</u>	Project Right of Way	\$207.50	avg \$207.50/mo	0.00%
371	<u>SCENTAIR HOLDINGS INC</u>	Rental Op Lease - Equipme	\$206.96	avg \$413.92/mo	0.00%
372	<u>ICMA MEMBERSHIP RENEWALS</u>	Dues & Subscriptions	\$200.00	avg \$200.00/mo	0.00%
373	<u>ZIVAH TONEY</u>	Project Right of Way	\$200.00	avg \$200.00/mo	0.00%
374	<u>MHC KENWORTH VAN BUREN</u>	Inventory - Purchase	\$193.04	avg \$193.04/mo	0.00%
375	<u>SHERMAN MOORE</u>	Communications	\$191.00	avg \$191.00/mo	0.00%
376	<u>PREMISE HEALTH SYSTEMS INC</u>	Employee Wellness Program	\$186.00	avg \$186.00/mo	0.00%
377	<u>KRISTINA E TAYLOR - SHEPHERD</u>	A/R - Water	\$181.87	avg \$181.87/mo	0.00%
378	<u>FORT SMITH FIREFIGHTERS ASSOCIATION</u>	Fire Association Dues	\$180.00	avg \$345.00/mo	0.00%
379	<u>WATER ENVIRONMENT FEDERATION</u>	Dues & Subscriptions	\$178.00	avg \$178.00/mo	0.00%
380	<u>CHELSEA DEE MARR</u>	Child Support	\$177.23	avg \$531.69/mo	0.00%
381	<u>RIVER VALLEY PLBG</u>	Maintenance - Buildings	\$170.62	avg \$170.62/mo	0.00%
382	<u>DUANE MCDONALD</u>	Prepaid Travel	\$170.00	avg \$170.00/mo	0.00%
383	<u>RUBBER & GASKET OF AMERICA-FORT SMITH</u>	Fleet Inventory	\$168.09	avg \$168.09/mo	0.00%
384	<u>ROSE TEDFORD</u>	Prepaid Travel	\$163.80	avg \$163.80/mo	0.00%
385	<u>VERONICA HENRY</u>	Prepaid Travel	\$163.80	avg \$163.80/mo	0.00%
386	<u>RACHEL J SIMS</u>	Prepaid Travel	\$163.80	avg \$163.80/mo	0.00%
387	<u>MORGAN BARKER</u>	Prepaid Travel	\$163.80	avg \$163.80/mo	0.00%
388	<u>FLEETPRIDE INC</u>	Maintenance - Equipment	\$163.14	avg \$190.74/mo	0.00%
389	<u>GARY W YEAKLEY</u>	A/R - Water	\$156.85	avg \$156.85/mo	0.00%
390	<u>SANDIVEL LOPEZ</u>	Prepaid Travel	\$154.00	avg \$154.00/mo	0.00%
391	<u>GREAT AMERICA LEASING CORP</u>	Rental Op Lease - Equipme	\$151.89	avg \$151.89/mo	0.00%

#	VENDOR	CATEGORY	AMOUNT	MONTHLY	% TOTAL
392	<u>RYAN D EDWARDS</u>	A/R - Water	\$151.88	avg \$151.88/mo	0.00%
393	<u>AR CON TESTING SERVICES INC</u>	Construction Contracts	\$150.00	avg \$150.00/mo	0.00%
394	<u>VAUGHN DECOSTER</u>	Employee Screenings	\$150.00	avg \$150.00/mo	0.00%
395	<u>NINFA PEREZ VARGAS</u>	Project Right of Way	\$150.00	avg \$150.00/mo	0.00%
396	<u>KEN KENNEDY</u>	A/R - Water	\$145.07	avg \$145.07/mo	0.00%
397	<u>BRIAN'S LOCK & SAFE INC.</u>	Maintenance - Equipment	\$142.35	avg \$279.23/mo	0.00%
398	<u>ABILITIES UNLIMITED INC</u>	Program Expense	\$142.04	avg \$430.81/mo	0.00%
399	<u>MATTHEW BENDER AND COMPANY INC DBA</u>	Office Supplies	\$139.18	avg \$278.36/mo	0.00%
400	<u>CHRISTOPHER G TURPIN</u>	Prepaid Travel	\$137.00	avg \$137.00/mo	0.00%
401	<u>RYAN HIGNITE</u>	Prepaid Travel	\$137.00	avg \$137.00/mo	0.00%
402	<u>CHRIS HOOVER</u>	Other Travel	\$129.61	avg \$129.61/mo	0.00%
403	<u>JOSE SANCHEZ</u>	Project - Right of Way	\$125.00	avg \$125.00/mo	0.00%
404	<u>ANGELICA SANCHEZ</u>	Project - Right of Way	\$125.00	avg \$125.00/mo	0.00%
405	<u>BERNICE KNAULS</u>	A/R - Water	\$125.00	avg \$125.00/mo	0.00%
406	<u>JAMES HOLLAND</u>	A/R - Water	\$123.34	avg \$123.34/mo	0.00%
407	<u>ROBERT MARTIN</u>	Other Travel	\$113.03	avg \$125.57/mo	0.00%
408	<u>ALLSTATE TERMITE AND PEST SOLUTIONS INC</u>	Outside Services	\$109.50	avg \$109.50/mo	0.00%
409	<u>CENTRAL PREP CENTER</u>	A/R - Water	\$101.93	avg \$101.93/mo	0.00%
410	<u>AR DEPT OF HEALTH</u>	Taxes Licenses Permits	\$100.00	avg \$170.00/mo	0.00%
411	<u>STATE OF AR DEPT OF LABOR</u>	Maintenance - Buildings	\$100.00	avg \$100.00/mo	0.00%
412	<u>USED OIL SERVICE CO INC</u>	Fleet Inventory	\$100.00	avg \$100.00/mo	0.00%
413	<u>GUARDIAN ALLIANCE TECHNOLOGIES INC</u>	Employee Screenings	\$100.00	avg \$100.00/mo	0.00%
414	<u>DARRYL CRAIN</u>	Project Right of Way	\$100.00	avg \$100.00/mo	0.00%

#	VENDOR	CATEGORY	AMOUNT	MONTHLY	% TOTAL
415	<u>BRICE ALLEN</u>	Project Right of Way	\$100.00	avg \$100.00/mo	0.00%
416	<u>KIMBERLI A MURDOCK GRAHAM</u>	Project Right of Way	\$100.00	avg \$100.00/mo	0.00%
417	<u>T CURTIS HANEY</u>	Project Right of Way	\$100.00	avg \$100.00/mo	0.00%
418	<u>GLENDA EDWARDS</u>	Project Right of Way	\$100.00	avg \$100.00/mo	0.00%
419	<u>LEO DROLSHAGEN III</u>	Project Right of Way	\$100.00	avg \$100.00/mo	0.00%
420	<u>JONATHAN NEUBAUER</u>	Project Right of Way	\$100.00	avg \$100.00/mo	0.00%
421	<u>PROPIO LS LLC</u>	Outside Services	\$98.30	avg \$98.30/mo	0.00%
422	<u>WARNEY J MONTOYA SIERRA</u>	A/R - Water	\$98.28	avg \$98.28/mo	0.00%
423	<u>RECORDS CONSULTANTS INC</u>	Utilities	\$98.00	avg \$196.00/mo	0.00%
424	<u>DAVIS PRINTING INC</u>	Advertising & Printing	\$94.12	avg \$94.12/mo	0.00%
425	<u>SPARKS</u>	A/R - Sanitation	\$93.28	avg \$93.28/mo	0.00%
426	<u>JONATHAN D OBERMARK</u>	A/R - Water	\$92.74	avg \$92.74/mo	0.00%
427	<u>TEXAS CHILD SUPPORT SDU</u>	Child Support	\$92.31	avg \$276.93/mo	0.00%
428	<u>THOMAS ELECTRIC INC</u>	Maintenance - Buildings	\$90.00	avg \$90.00/mo	0.00%
429	<u>MARKHAM RESTAURANT SUPPLY CO INC</u>	Small Equipment	\$87.88	avg \$87.88/mo	0.00%
430	<u>ALERT ALARM SYSTEMS INC</u>	Maintenance - Buildings	\$84.05	avg \$127.86/mo	0.00%
431	<u>BRANDON SHARP</u>	Prepaid Travel	\$84.00	avg \$84.00/mo	0.00%
432	<u>ELOY Y MARTINEZ</u>	A/R - Water	\$83.85	avg \$83.85/mo	0.00%
433	<u>JASMINE R CHACON</u>	A/R - Water	\$83.82	avg \$83.82/mo	0.00%
434	<u>DOLLAR GENERAL #4603</u>	A/R - Sanitation	\$81.81	avg \$81.81/mo	0.00%
435	<u>J & N LE FARMS LLC</u>	A/R - Water	\$81.03	avg \$81.03/mo	0.00%
436	<u>CHRISTINE A SHAFFER</u>	A/R - Water	\$79.70	avg \$79.70/mo	0.00%
437	<u>JUDY WALLS</u>	A/R - Water	\$76.04	avg \$76.04/mo	0.00%

#	VENDOR	CATEGORY	AMOUNT	MONTHLY	% TOTAL
438	DANIEL W FRANKLIN	A/R - Water	\$75.36	avg \$75.36/mo	0.00%
439	JAMES FLEMING BIRCH	A/R - Water	\$72.04	avg \$72.04/mo	0.00%
440	KAIA L LARSEN	A/R - Water	\$71.97	avg \$71.97/mo	0.00%
441	PAMELA S FLAKE KEMPER	A/R - Water	\$71.88	avg \$71.88/mo	0.00%
442	FORT SMITH BLUE PRINT INC	Other Current Expenses	\$70.63	avg \$106.22/mo	0.00%
443	PATTON PDR, LLC	A/R - Sanitation	\$68.83	avg \$68.83/mo	0.00%
444	AROK REALTY LLC	A/R - Water	\$68.03	avg \$68.03/mo	0.00%
445	LORI RAMSEY	Other Travel	\$67.79	avg \$67.79/mo	0.00%
446	BILL MCFERRAN	Other Travel	\$65.00	avg \$65.00/mo	0.00%
447	GROUND EFFECTS LAWN & LANDSCAPING INC	Maintenance - Buildings	\$65.00	avg \$65.00/mo	0.00%
448	VALERIE C DANG	A/R - Water	\$63.93	avg \$63.93/mo	0.00%
449	SO STATES POLICE BENEVOLENT ASSOC	South States Police Ben A	\$63.00	avg \$63.00/mo	0.00%
450	MALLORY SAFETY AND SUPPLY LLC	Uniform Clothing	\$61.15	avg \$116.60/mo	0.00%
451	FRANCES E WILLIS	A/R - Water	\$60.20	avg \$60.20/mo	0.00%
452	LANGUAGE TESTING INTERNATIONAL, INC.	Examinations - Civil Serv	\$60.00	avg \$60.00/mo	0.00%
453	TROTTER ELECTRIC	A/R - Water	\$60.00	avg \$60.00/mo	0.00%
454	NATHAN AUSTIN LEE BURDICK	A/R - Water	\$59.29	avg \$59.29/mo	0.00%
455	SIHA SIVILAY	A/R - Water	\$58.85	avg \$58.85/mo	0.00%
456	TROPHIES UNLIMITED INC.	Office Supplies	\$54.75	avg \$54.75/mo	0.00%
457	ENVIRONMENTAL PRODUCTS GROUP INC	Maintenance - Equipment	\$54.33	avg \$54.33/mo	0.00%
458	TARA PEARSON	A/R - Water	\$52.90	avg \$52.90/mo	0.00%
459	WAYNETTA S PATE	Other Travel	\$52.00	avg \$52.00/mo	0.00%
460	LYDIA MILLER	Other Travel	\$52.00	avg \$52.00/mo	0.00%

#	VENDOR	CATEGORY	AMOUNT	MONTHLY	% TOTAL
461	<u>TERRI KNIGHT</u>	Other Travel	\$52.00	avg \$52.00/mo	0.00%
462	<u>AMBER ALVAREZ</u>	Other Travel	\$52.00	avg \$52.00/mo	0.00%
463	<u>MELISSA GREGORY</u>	Other Travel	\$52.00	avg \$52.00/mo	0.00%
464	<u>LISA HALSEY</u>	Other Travel	\$52.00	avg \$52.00/mo	0.00%
465	<u>JESSICA FRAZIER</u>	Other Travel	\$52.00	avg \$52.00/mo	0.00%
466	<u>MARIA MORALES</u>	Other Travel	\$52.00	avg \$52.00/mo	0.00%
467	<u>LOGAN TAYLOR</u>	Other Travel	\$52.00	avg \$52.00/mo	0.00%
468	<u>MARLENE DURAN</u>	Other Travel	\$52.00	avg \$52.00/mo	0.00%
469	<u>WESTERN AR HUMAN RESOURCE ASSOCIATION</u>	Conferences & Seminars	\$50.00	avg \$50.00/mo	0.00%
470	<u>DESTINY NEIDECKER</u>	Project Right of Way	\$50.00	avg \$50.00/mo	0.00%
471	<u>EDWARD H BENNETT</u>	Project Right of Way	\$50.00	avg \$50.00/mo	0.00%
472	<u>JUSTIN ROSA</u>	Training Materials	\$48.07	avg \$48.07/mo	0.00%
473	<u>MICHAEL P KING</u>	A/R - Water	\$46.64	avg \$46.64/mo	0.00%
474	<u>PATHWAY VET ALLIANCE HOLDING LLC</u>	Custodial Equipment & Sup	\$45.91	avg \$45.91/mo	0.00%
475	<u>OPENING KICK, LLC.</u>	A/R - Water	\$44.43	avg \$44.43/mo	0.00%
476	<u>ORLANDO W GAITHE SR</u>	A/R - Water	\$38.00	avg \$38.00/mo	0.00%
477	<u>JANIE D DAVID</u>	A/R - Water	\$35.46	avg \$35.46/mo	0.00%
478	<u>GERALD WHITNEY SALSURY</u>	A/R - Water	\$35.28	avg \$35.28/mo	0.00%
479	<u>JOAN M MAYHUE</u>	A/R - Water	\$33.89	avg \$33.89/mo	0.00%
480	<u>ERIC W TINSMAN</u>	A/R - Water	\$30.94	avg \$30.94/mo	0.00%
481	<u>L F TURNER</u>	A/R - Water	\$29.67	avg \$29.67/mo	0.00%
482	<u>ANNA L JARNAGIN</u>	A/R - Water	\$27.83	avg \$27.83/mo	0.00%
483	<u>WILLIAM TURNER</u>	Other Travel	\$26.25	avg \$26.25/mo	0.00%

#	VENDOR	CATEGORY	AMOUNT	MONTHLY	% TOTAL
484	<u>KIE WOFFORD</u>	Other Travel	\$26.25	avg \$26.25/mo	0.00%
485	<u>SOUTHERN AR UNIVERSITY TECH</u>	Training Materials	\$25.00	avg \$25.00/mo	0.00%
486	<u>MITCHELL VINSANT</u>	Other Travel	\$25.00	avg \$25.00/mo	0.00%
487	<u>JOHN BEARD</u>	Training Materials	\$25.00	avg \$25.00/mo	0.00%
488	<u>RICHARD D HAMRICK</u>	Training Materials	\$25.00	avg \$25.00/mo	0.00%
489	<u>HUNG DAI</u>	Training Materials	\$25.00	avg \$25.00/mo	0.00%
490	<u>MIKE CROSLIN</u>	Other Travel	\$25.00	avg \$25.00/mo	0.00%
491	<u>MICHAEL WOFFORD</u>	Training Materials	\$25.00	avg \$25.00/mo	0.00%
492	<u>IAN BOLANTE</u>	Training Materials	\$25.00	avg \$25.00/mo	0.00%
493	<u>MATTHEW WILLIAM LEWIS</u>	Other Travel	\$25.00	avg \$25.00/mo	0.00%
494	<u>KYLA KELLEY</u>	Training Materials	\$25.00	avg \$25.00/mo	0.00%
495	<u>DEVIN JOHN DEERINWATER</u>	Other Travel	\$25.00	avg \$25.00/mo	0.00%
496	<u>BRADLEY TYLER ABERNATHY</u>	Other Travel	\$25.00	avg \$25.00/mo	0.00%
497	<u>REED MEAGAN</u>	Other Travel	\$25.00	avg \$25.00/mo	0.00%
498	<u>TANNER. RONNY</u>	Other Travel	\$25.00	avg \$25.00/mo	0.00%
499	<u>KEITH DELANEY WILSON</u>	Other Travel	\$25.00	avg \$25.00/mo	0.00%
500	<u>STEPHEN HIGNITE</u>	Other Travel	\$25.00	avg \$25.00/mo	0.00%
501	<u>ANDREA WINTERS</u>	Other Travel	\$25.00	avg \$25.00/mo	0.00%
502	<u>MELISSA ARNOLD</u>	Training Materials	\$25.00	avg \$25.00/mo	0.00%
503	<u>ODIS L. PILGRIM II</u>	Training Materials	\$25.00	avg \$25.00/mo	0.00%
504	<u>MIGUEL MORALES</u>	Other Travel	\$25.00	avg \$25.00/mo	0.00%
505	<u>HOMER MUELLER</u>	Other Travel	\$25.00	avg \$25.00/mo	0.00%
506	<u>LARRY ASHING</u>	Other Travel	\$25.00	avg \$25.00/mo	0.00%

#	VENDOR	CATEGORY	AMOUNT	MONTHLY	% TOTAL
507	<u>MELVA CALDERON</u>	A/R - Water	\$25.00	avg \$25.00/mo	0.00%
508	<u>HAYLEY PATRICIA SHEA</u>	Other Travel	\$24.50	avg \$24.50/mo	0.00%
509	<u>BAILEE BAKER</u>	A/R - Water	\$22.78	avg \$22.78/mo	0.00%
510	<u>TEECO SAFETY INC</u>	Uniform Clothing	\$22.45	avg \$22.45/mo	0.00%
511	<u>JON ERIC SHIPMAN</u>	A/R - Water	\$21.97	avg \$21.97/mo	0.00%
512	<u>TONYA D QUINN</u>	A/R - Late Fees	\$16.66	avg \$16.66/mo	0.00%
513	<u>ADRIAN MARTINEZ</u>	Other Travel	\$14.25	avg \$14.25/mo	0.00%
514	<u>CORRINE G SUDAR</u>	A/R - Water	\$12.66	avg \$12.66/mo	0.00%
515	<u>SHAWN BOLDT</u>	A/R - Water	\$12.55	avg \$12.55/mo	0.00%
516	<u>CARLA CRAVENS</u>	Other Travel	\$8.99	avg \$8.99/mo	0.00%
517	<u>WILLIAM D GOFF</u>	A/R - Water	\$8.62	avg \$8.62/mo	0.00%
518	<u>DESTINY D ORNELAS</u>	A/R - Water	\$8.46	avg \$8.46/mo	0.00%
519	<u>RUBICON GLOBAL / TRU GREEN</u>	A/R - Sanitation	\$5.20	avg \$5.20/mo	0.00%
520	<u>KATELYN M GLUECKERT</u>	A/R - Water	\$2.57	avg \$2.57/mo	0.00%