

Here are some resources that I have found helpful. DO NOT GO AND BUY EVERYTHING LISTED! This is meant to serve as a starting point. Contact me with questions. The intention of this sheet is merely to give you ideas and point you in the right direction. I have provided links but do not assume it is the best price. Shop around or see if I can get you a discount.
Mary

Feeding dishes and water bowls

- We love this. It is a raised dish, but it catches a lot of the water the newfs don't swallow!
- https://www.amazon.com/Neater-Feeder-Deluxe-Large-Bronze/dp/B002A2QUAA/ref=sr_1_3?ie=UTF8&qid=1534502926

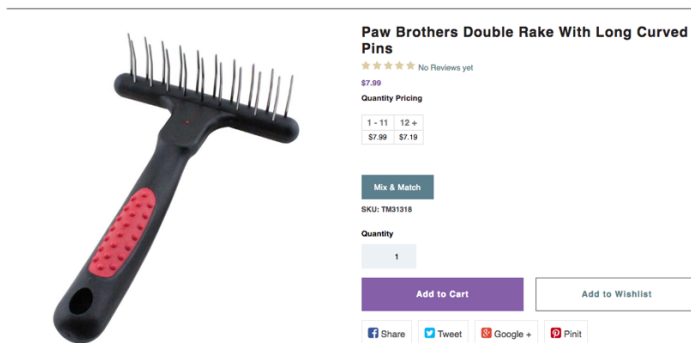


- If you want a separate bowl for food, you need something that has some weight to the bottom and is difficult to turn over. The ones with the silicone or rubber rings on the bottom do not hold up. The rubber stretches and cracks over time. This bowl has held up for us.
- <https://www.petsmart.com/dog/bowls-and-feeders/food-and-water-bowls/top-paw-paws-easy-grip-dog-bowl-44715.html>

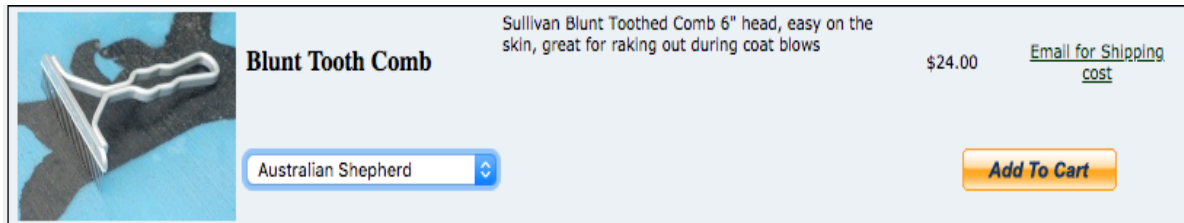


Grooming Tools

- **Rake** for getting out undercoat. Difficult to find this rake.



- **Rake** for daily combing (I like a rake because it is less wrist fatigue than a comb)
 - Here is my favorite from www.gossamerdesigns.net



- Nice **comb** for finishing touches and smoothing the ears and feathers
 - People call this a greyhound comb
 - https://www.amazon.com/Andis-2-Inch-Steel-Comb-65730/dp/B004UTDHP2/ref=sr_1_3?s=pets-supplies&ie=UTF8&qid=1534452577&sr=1-3&keywords=greyhound+comb
 - There are different quality combs in this design. This should be adequate



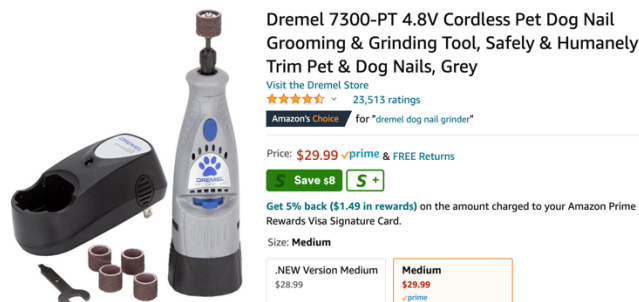
- Nice **comb** for routine coat care (Some people call this a poodle comb)
 - https://www.amazon.com/gp/product/B000F247IO/ref=oh_aui_search_detailpage?ie=UTF8&psc=1
 -
 -



- **Nail Clippers**
 - This model is easier to use than the guillotine version
 - https://www.amazon.com/BOSHEL-Clippers-Trimmer-Safety-Over-cutting/dp/B00UJ2WLB0/ref=sr_1_1_sspa?s=pets-supplies&ie=UTF8&qid=1534452795&sr=1-1-spons&keywords=nail+trimmer+for+dogs&psc=1
 -



-
- **Nail Grinder**
 - I grind my dogs nails with a Dremel. I have a cordless one. It makes the job much easier and the dogs seem to tolerate it if introduced gently. You can use the sanding discs or get a nail grinding head. I have listed both below.
- https://www.amazon.com/Dremel-7300-PT-4-8V-Nail-Grooming/dp/B003TU0XG4/ref=sr_1_7?dchild=1&keywords=dremel+cordless+dog&qid=1615142288&sr=8-7



- **Nail Grinder Head**

- Again, you do not have to buy this, but it does hold up and is a bit easier to use than the sanding discs that come with the tool above.
- https://www.amazon.com/Diamondg-Rotary-Nail-Grinder-Large/dp/B07GM1WMMT/ref=sr_1_21?dchild=1&keywords=dog+nail+grinding+head&qid=1615142477&sr=8-21



Crate

- You want to get a metal crate for housebreaking and also to use when you need to crate your pup. It is a good idea to use a crate when traveling, especially when a pup (up to 6 months) because puppies have trouble balancing themselves while standing in a moving vehicle.
- Puppy: You need to pick something that will fit in your vehicle, so you need to measure it.
- Below are links to help you, but do not mean you need to purchase them from Amazon. One is a crate with two doors and one with only one door. There is more versatility with two doors, but by no means is it required.
- Female : 42 inch
 - https://www.amazon.com/dp/B000QFT1RC/ref=psdc_3024223011_t1_B005VVWBVY?th=1
 - https://www.amazon.com/dp/B000OX64P8/ref=psdc_3024223011_t1_B005VVWBVY?th=1
- Male: 48 inch
 - https://www.amazon.com/dp/B000QFWCLY/ref=psdc_3024223011_t1_B005VVWBVY?th=1
 - https://www.amazon.com/dp/B000OX89XI/ref=psdc_3024223011_t1_B005VVWBVY?th=1
- The crates above come with a divider. This divider is used for housebreaking. You want to place it in the crate so it allows enough room to sit, stand, turn around and lay down. No more space than that. Dogs do not go to the bathroom where they sleep. You will move the divider as the puppy grows to give them more space.
 - NOTE**** be sure the divider goes all the way to the top, side and bottom of the crate. You do not want to come home and find your puppy forced their head through the space and could not pull their head back out. It could be deadly. I zip tie mine in place to prevent any movement. If the crate you buy has too much of a space, consider cutting a piece of plywood to use instead. Remember...no space to squeeze through.
- Most newfs like it cooler and placing a pad in the crate tray may make the pup hot. Consider letting them lay onto the tray. You might also consider placing a fan blowing gently onto the crate.

Supplements (in addition to what we discussed in the feeding guidelines)

- To deal with diarrhea, it is good to have a probiotic on hand. They are not cheap. Here are two you can consider:
 - Fortiflora
 - https://www.amazon.com/dp/B001650NNW/ref=sxsts_sxwds-bia_1?pf_rd_m=ATVPDKIKX0DER&pf_rd_p=6792399748220218888&pd_rd_wg=5wcs3&pf_rd_r=NHABJMDP3YRCP51MA1GD&pf_rd_s=desktop-sx-top-slot&pf_rd_t=301&pd_rd_i=B001650NNW&pd_rd_w=OnNYn&pf_rd_i=fortiflora+for+dogs&pd_rd_r=06e1b76c-ab00-4dea-9b82-b4ec47f3b2e1&ie=UTF8&qid=1534451684&sr=1
 - Probiotic Max
 - <https://naturesfarmacy.com/dogzymes-probiotic-max/>
 - This is the one I use now and I used it with the pups. You don't need much.
- If you are interested in a multi vitamin, this is one I use (DO NOT START BEFORE 6 MONTHS)
 - Ultimate
 - <https://naturesfarmacy.com/dogzymes-ultimate/>

Shampoos

- You don't need to spend a lot of money on shampoo unless you are showing your dog in conformation. But you do want to get a decent shampoo. You can pick one up at any store or on line.
- Tearless shampoo still should not get in the eyes. It is just formulated to be less irritating
- Do not use human shampoo or dish detergent
- You can always ask me questions about shampoo.

Conditioner/Detangler

- A nice spray detangler/conditioner is a great addition. I spray it on my dry dogs when I am doing my daily brushing.
- The Stuff is a good, general all purpose spray.
 - https://www.amazon.com/Stuff-Dog-Conditioner-16oz-Ready/dp/B0081XZWT2/ref=sr_1_1?s=pets-supplies&ie=UTF8&qid=1534503523&sr=1-1&keywords=the+stuff+for+dogs



-
- A more expensive one and one a lot of newf people use is Ice on Ice by Chris Christensen. This is a product that many people who swim their dogs will spray on the feathers and pants when they are done swimming and then comb it through for drying.
 - https://www.amazon.com/Chris-Christensen-Ice-Conditioner-Sunscreen/dp/B00II6XPOQ/ref=sr_1_1?s=pets-supplies&ie=UTF8&qid=1534503679&sr=1-1&keywords=ice+on+ice+chris+christensen



-
-
- If your dog gets a mat, Cowboy Magic works really good to get them out. Be careful as it will make your floors very slippery if it gets on them. You only need to work a very small size dab into the mat. Let it sit for a minute and then begin to comb it out. It is amazing.
- Be sure to purchase the right product. They make several that look a like. This is the Cowboy Magic product
 - https://www.amazon.com/Cowboy-Magic-Detangler-Shine-oz/dp/B000A6ZL3K/ref=sr_1_5?crid=H3B3J4YDQQCC&dchild=1&keywords=cowboy%2Bmagic%2Bdetangler%2Bfor%2Bdogs&qid=1615142741&srefix=cowboy%2Bma%2Caps%2C185&sr=8-5&th=1

Dryer

- It is great to purchase a dryer. Start saving some towels too. But a dryer is not a necessity. It just makes things easier. You can blow out the coat in between washings and so much dust will come out you won't believe it. It helps if your dog gets caught in the rain to quickly get them dry. We keep a microfiber towel by the back door to quickly dry them off if they come in from the rain or snow
- Dryers are an investment. Don't bother buying a cheap one. A towel would be better.
- Here are two options.
 - https://www.amazon.com/Force-Commander-2-Speed-Dryer-Motor/dp/B00063KHPE/ref=sr_1_4?s=pets-supplies&ie=UTF8&qid=1534504108&sr=1-4&keywords=metro+dog+dryer



-
- K9II dryers are the most powerful dryers and will last a lifetime. They are expensive. IF you decide to get one, let me know and I might be able to get you a discounted price through my business account.
- I also use a synthetic drying chamois. Do not buy a different brand. This is the one you want and do not buy the one made for dogs, it is the same product but more expensive
 - https://www.amazon.com/CleanTools-51149-Absorber-Synthetic-Chamois/dp/B0000AY69V/ref=sr_1_cc_1?s=aps&ie=UTF8&qid=1534504424&sr=1-1-catcorr&keywords=the+absorber+towel

