

NNLM Emergency Response

Visual Materials

Recognizing Emergencies



In this training, you will learn about handling **emergencies**.

We will review these topics:

- Is it an **emergency** or not?
- How to get help
- How to call 911
- How to get more information
- How to stay calm

NNLM Emergency Response

Note to the Teacher

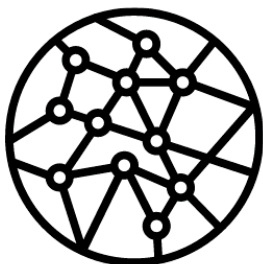
These visual materials are a part of the **NNLM Emergency Response** project, designed to help adults learn how to respond to emergencies and high-stress situations. Use them to guide students in practicing 911 calls, role-playing scenarios, and understanding when to use urgent care, emergency care, telehealth, and 911.

Research led by health literacy expert, Dr. Teresa Wagner with pedagogical support and editing by Adult Education consultant, Talley Caruso.

If you have any questions, comments, or suggestions regarding this material, please reach out to Talley Caruso at talley@digital-esl.org

Happy teaching,

Talley Caruso & Dr. Teresa Wagner



Network of the National Library of Medicine®

Funded by Region 3

This work was supported by the National Library of Medicine, National Institutes of Health, under Cooperative Agreement number UG4LM012345. The content is solely the responsibility of the authors and does not necessarily represent the official views of the National Institutes of Health.

NNLM Emergency Response

Suggested Activities



Sort **Situations** (diamond shape)

- Emergency or Not an Emergency
- Call 911 or Use Other Service



Match Situations to **Action** (triangle shape)

- Call 911, Go to the ER, Go to Urgent Care, Call Doctor, or Use Telehealth



Put **Process Steps** (rectangle shape) in order

- Calling 911, Calming Techniques, House Fire, Small Fire, Earthquake, Active Shooter, Choking/Self-Heimlich, Bleeding nonstop, and Unconscious/CPR



Sort **Information Sources** (wavy rectangle)

- Trusted Information or Not Trustworthy
- Online Sources, Social Media, and Professionals

More Practice

- Show the image > Student says the word / creates a sentence
- Matching: Word to Image (or) Image to Word
- Show the word > Student practices pronunciation
- Memory game > Flip over to match Word to Image
- Show the image or word > Role-Play conversation or 911 call
- Sentence with a missing word > Student finds word or image

NNLM Emergency Response

Recognizing Emergencies

Non-Emergency	Emergency
Non-emergencies are not dangerous. The person should get help.	Emergencies are dangerous. The person could die. The person needs help immediately.
<ul style="list-style-type: none">• Fever below 102° F• Ear Infection• Flu• Diarrhea• Small burn or cut	<ul style="list-style-type: none">• Passed out, Unconscious, or Not Responsive• Fever above 102° F• Trouble breathing (cannot speak in full sentences)• Chest pain• Bleeding non-stop• <u>Broken bone (skin is broken)</u>

Fever below 102°F / 39°C



AI image: OpenAI (2026)

Ear Infection



AI image: OpenAI (2026)

Flu



AI image: OpenAI (2026)

Diarrhea



AI image: OpenAI (2026)

Small Burn



AI image: OpenAI (2026)

Passed out or Unconscious



AI image: OpenAI (2026)

Fever above 102°F / 39°C



AI image: OpenAI (2026)

Trouble Breathing



AI image: OpenAI (2026)

Chest Pain



AI image: OpenAI (2026)

Bleeding non-stop


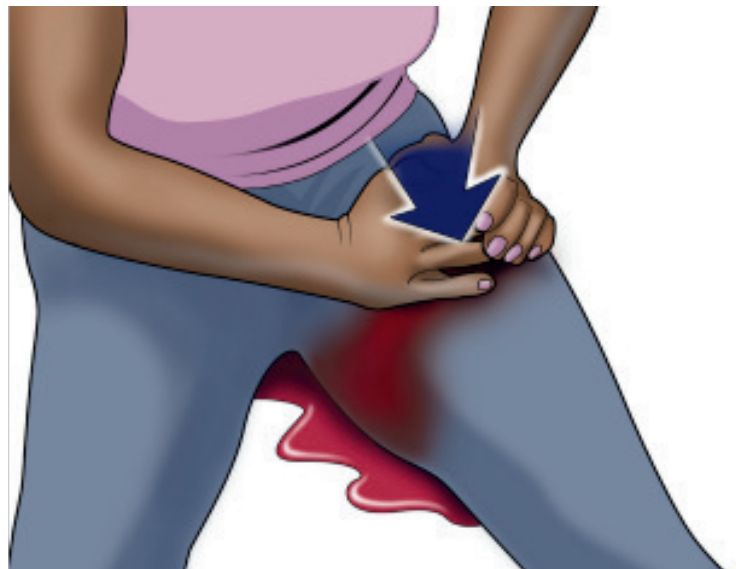


Illustration: [StopTheBleed.org](https://www.stb.org)

Broken Bone



AI image: OpenAI (2026)