

EL Civics Objective 16.5 (Emergencies)
Level: Beginning Low & Beginning High
Task #1: Identify Emergencies



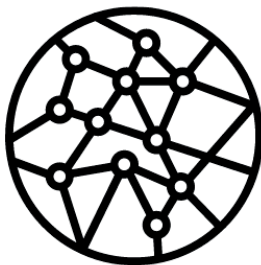
Visual materials contained in worksheet packet were created as part of the **NNLM Emergency Response** project, designed to help adults learn how to respond to emergencies and high-stress situations. Use them to guide students in practicing 911 calls, role-playing scenarios, and understanding when to use urgent care, emergency care, telehealth, and 911.

Research led by health literacy expert, Dr. Teresa Wagner with pedagogical support and editing by Adult Education consultant, Talley Caruso.

If you have any questions, comments, or suggestions regarding this material, please reach out to Talley Caruso at talley@digital-esl.org

Happy teaching,

Talley Caruso & Dr. Teresa Wagner



Network of the National Library of Medicine®
Funded by Region 3

This work was supported by the National Library of Medicine, National Institutes of Health, under Cooperative Agreement number UG4LM012345. The content is solely the responsibility of the authors and does not necessarily represent the official views of the National Institutes of Health.

EL Civics Objective 16.5 (Emergencies)
Level: Beginning Low & Beginning High
Task #1: Identify Emergencies



Digital ESL

Language & Literacy Objectives:

1. Identify what constitutes an emergency or disaster, listing examples.

INTRODUCTION

In this lesson, students will learn how to identify common emergencies and disasters.

ASSESSMENT TASK

Students will give the proper oral response to each situation by indicating if the situation requires 911 or other service agency.

5 points possible (1 point per each correct answer)

SUGGESTED CLASSROOM ACTIVITIES

- Discuss students' personal experiences with emergencies and disasters

HANDOUTS PROVIDED

Handout 1: Vocabulary – Identify Emergencies

Handout 2: Conversation Questions - Identify Emergencies

Handout 3: Introduction: What is an Emergency?

Handout 4: Practice: What is an Emergency?

Handout 5: Answer Key: What is an Emergency?

Handout 6: Introduction: Dial 911 for Emergencies

Handout 7: Practice: Dial 911 for Emergencies

Handout 8: Answer Key: Dial 911 for Emergencies

VOCABULARY - IDENTIFY EMERGENCIES

page 1 (of 2)

emergency:

An emergency is something dangerous.
It happens suddenly. You need to act fast.

bleeding non-stop:

Bleeding non-stop is when blood keeps coming out and will not stop.

choking:

Choking is when something is stuck in the throat and the person cannot breathe.

fall:

A fall is when a person drops to the ground by accident. A person might fall when they slip, trip, feel dizzy, or miss a step.

heart attack:

A heart attack is when the heart stops working normally. A person may have chest pain, trouble breathing, and heavy sweating.

passed out:

Passed out is when a person is not awake. The person does not respond. They cannot talk or move. They need help right away.

VOCABULARY - IDENTIFY EMERGENCIES

page 2 (of 2)

disaster:

A disaster is a very big emergency.

Many people are hurt. There is a lot of damage.

active shooter:

An active shooter is a person with a gun shooting people in a public place.

car accident:

A car accident is when a car hits a car, bike, or person.

People can get hurt.

fire:

A fire is when something burns. It can be very dangerous. People can get hurt.

flood:

A flood is too much water on the land. Homes and streets can fill with water.

earthquake:

An earthquake is when the ground shakes. Buildings can fall. People can get hurt.

heat wave:

A heat wave is many very hot days in a row. People can get very sick from the heat. Some people can die if they do not get help. Very hot day = 90°F–100°F or 32°C–38°C

hurricane:

A hurricane is a very big storm. It has strong wind and heavy rain. It can cause flooding and damage.

CONVERSATION QUESTIONS - IDENTIFY EMERGENCIES

Directions: Answer the questions.

1) What is an emergency?

2) What is a disaster?

3) What are examples of emergencies?


4) What are examples of disasters?

5) What disasters are common in your home country?

Task 1 - Handout #3a

INTRODUCTION: WHAT IS AN EMERGENCY?


An **EMERGENCY** is something dangerous. It happens suddenly. You need to act fast. You can save lives or things.



Source: Screenshot of woman from FBI.gov video
AI image of shooter: OpenAI (2026)

active shooter:

An active shooter is a person with a gun shooting people in a public place.



car accident:

A car accident is when a car hits a car, bike, or person. People can get hurt.

AI images: OpenAI (2026)



fire:

A fire is when something burns. It can be very dangerous. People can get hurt.

AI images: OpenAI (2026)

Task 1 - Handout #3b

INTRODUCTION: WHAT IS AN EMERGENCY?

An **EMERGENCY** is something dangerous. It happens suddenly. You need to act fast. You can save lives or things.



AI images: OpenAI (2026)

flood:

A flood is too much water on the land.

Homes and streets can fill with water.

earthquake:

An earthquake is when the ground shakes.

Buildings can fall.

People can get hurt.



AI images: OpenAI (2026)



AI images: OpenAI (2026)

heat wave:

A heat wave is many very hot days in a row. People can get very sick from the heat. Some people can die if they do not get help.

Very hot day = 90°F–100°F or 32°C–38°C

Task 1 - Handout #3c

INTRODUCTION: WHAT IS AN EMERGENCY?

An **EMERGENCY** is something dangerous. It happens suddenly. You need to act fast. You can save lives or things.

hurricane:

A hurricane is a very big storm. It has strong wind and heavy rain. It can cause flooding and damage.



AI images: OpenAI (2026)

bleeding non-stop:

Bleeding non-stop is when blood keeps coming out and will not stop.

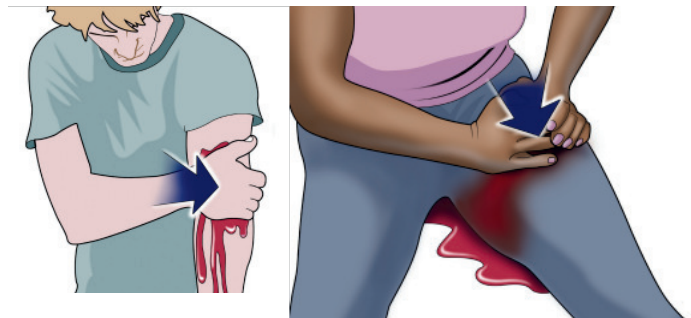


Illustration: StopTheBleed.org



AI images: OpenAI (2026)

choking:

Choking is when something is stuck in the throat and the person cannot breathe.

Task 1 - Handout #3d

INTRODUCTION: WHAT IS AN EMERGENCY?

An **EMERGENCY** is something dangerous. It happens suddenly. You need to act fast. You can save lives or things.

fall:

A fall is when a person drops to the ground by accident. A person might fall when they slip, trip, feel dizzy, or miss a step.



AI images: OpenAI (2026)



AI images: OpenAI (2026)

heart attack:

A heart attack is when the heart stops working normally. A person may have chest pain, trouble breathing, and heavy sweating.



AI images: OpenAI (2026)

passed out:



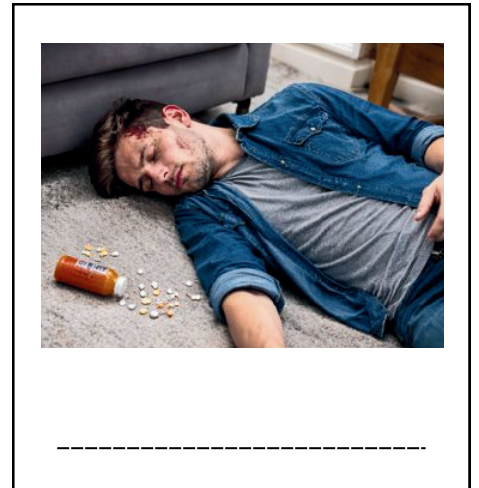
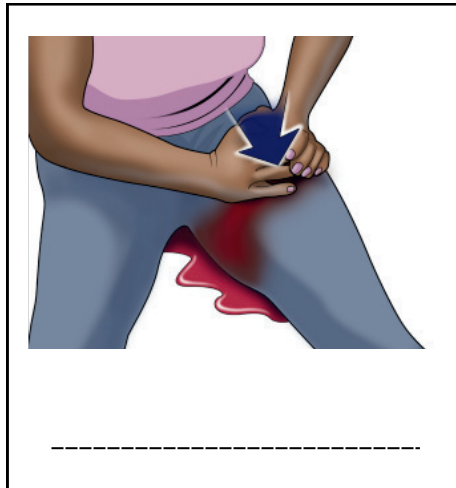

Passed out is when a person is not awake. The person does not respond. They cannot talk or move. They need help right away.

Task 1 - Handout #4a

PRACTICE: WHAT IS AN EMERGENCY?

IDENTIFY EMERGENCIES

Directions: Write the names of these emergencies.



AI images: OpenAI (2026)

Illustration: StopTheBleed.org

Task 1 - Handout #4b

PRACTICE: WHAT IS AN EMERGENCY?

IDENTIFY EMERGENCIES

Directions: Write the names of these emergencies and disasters.














AI images: OpenAI (2026)

ANSWER KEY: WHAT IS AN EMERGENCY?

IDENTIFY EMERGENCIES

Directions: Write the names of these emergencies.



fall



bleeding nonstop



passed out



heart attack



fire



choking

AI images: OpenAI (2026)

Illustration: StopTheBleed.org

Task 1 - Handout #5b

ANSWER KEY: WHAT IS AN EMERGENCY?

IDENTIFY EMERGENCIES

Directions: Write the names of these emergencies and disasters.



hurricane



heat wave




earthquake



flood



active shooter



car accident

Source: Screenshot of woman from FBI.gov video

AI images: OpenAI (2026)

Task 1 - Handout #6a

INTRODUCTION: DIAL **9-1-1** FOR EMERGENCIES

When to call 9-1-1

- Call 911 when someone needs help right away.
- Call 911 when someone could die.
- Call 911 when someone is in danger now.

For example, call 911 if...

There is a fire.



Someone has passed out



Someone is nonstop bleeding




Someone is choking



There is an active shooter



There is a car accident and someone is hurt



Source: Screenshot of woman from FBI.gov video

AI images: OpenAI (2026)

Task 1 - Handout #6b

INTRODUCTION: DIAL **9-1-1** FOR EMERGENCIES

DO NOT call 911 if no one is in danger right now.

If there is a **medical problem** and you need advice or help:


- Call your Primary Care Physician or use Telehealth services
- Go to an Urgent Care center

For example, DO NOT call 911 if...

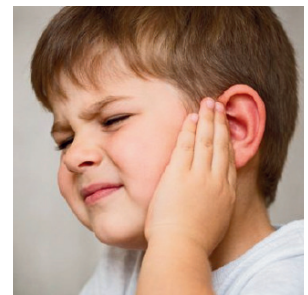
**Someone has a
burned hand**



**Someone has
chronic pain**



**Someone has an
ear infection**



**Someone has a
cold or the flu**



**Someone has
diarrhea**



**Someone has
a fever**



AI images: OpenAI (2026)

INTRODUCTION: DIAL **9-1-1** FOR EMERGENCIES

DO NOT call 911 if no one is in danger right now.

If there is a **property problem** and you need advice or help:

- Contact the Electric Company (no power or light)
- Contact the Non-Emergency Police number (noise, stolen item, graffiti)
- Contact your Insurance company (property damage, car accident)

For example, DO NOT call 911 if...

There is no power and no light



Someone sprayed graffiti



Someone is playing loud music



There is a car accident and no one is hurt



Someone robbed your stuff.



Your property got damaged.



Task 1 - Handout #7a

PRACTICE: DIAL 9-1-1 FOR EMERGENCIES

Directions: For each picture, write "Call 911" or "Call other service agency"
(On test day, you will speak your answers)

**Someone stole
your stuff.**



**There is a car
accident and no
one is hurt**



**There is no power
and no light**



**Someone is
passed out**



**Someone is
choking**



**Your property
got damaged.**



Task 1 - Handout #7b

PRACTICE: DIAL 9-1-1 FOR EMERGENCIES

Directions: For each picture, write "Call 911" or "Call other service agency"
(On test day, you will speak your answers)

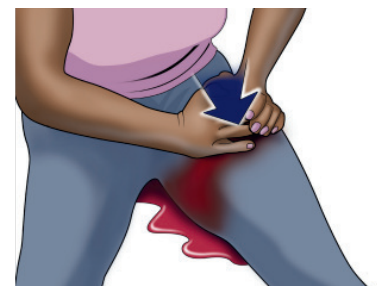
**Someone has a
burned hand**



**There is a
car accident and
someone is hurt**



**Someone is
nonstop bleeding**



**Someone is
playing loud music**



There is a fire.



**Someone has
a fever**



ANSWER KEY: DIAL **9-1-1** FOR EMERGENCIES

Directions: For each picture, write "Call 911" or "Call other service agency"
(On test day, you will speak your answers)

**Someone stole
your stuff.**



Call other
service agency

**There is a car
accident and no
one is hurt**



Call other
service agency

**There is no power
and no light**



Call other
service agency

**Someone is
passed out**



Call 911

**Someone is
choking**



Call 911

**Your property
got damaged.**



Call other
service agency

Task 1 - Handout #8b

ANSWER KEY: DIAL 9-1-1 FOR EMERGENCIES


Directions: For each picture, write "Call 911" or "Call other service agency"
(On test day, you will speak your answers)

**Someone has a
burned hand**



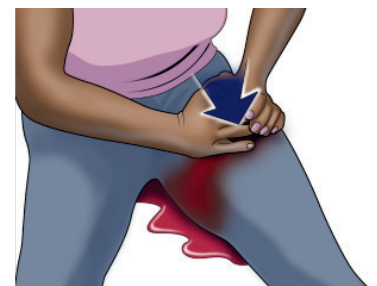
Call other
service agency

**There is a
car accident and
someone is hurt**



Call 911

**Someone is
nonstop bleeding**



Call 911

**Someone is
playing loud music**



Call other
service agency

There is a fire.



Call 911

**Someone has
a fever**



Call other
service agency
