

# TAYLOR SHUTTER COLLECTION

DESIGNED FOR EASY CARE AND CLEANING



## CUSTOMER SERVICE

customer@taylorblinds.co.za | 0861-1-TAYLOR (529567)

[www.taylorblinds.co.za](http://www.taylorblinds.co.za)

**TAYLOR**  
BLINDS & SHUTTERS Est.1959



# HOW TO OPERATE YOUR

## SHUTTERGUARD® & HURRICANE ALUMINIUM SHUTTERS



Louvres are opened by tilting to your desired position using your hands.



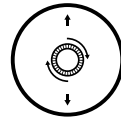
If you have a bi-fold configuration, fold the shutters from side closest to wall and gather stacking shutters this way, with the louvres in a closed position. Never attempt to force the bi-fold action.




A hinge handle is supplied for reverse hinged shutters for ease of opening.



Remove the keys when bi folding – as keys may break off when panels are being stacked (the louvers should not touch the key).

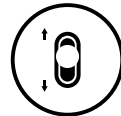


**To lock (interior lock):** turn the knob clockwise until both bolts are fully extended into the top & bottom track and you hear the knob click to lock. **To lock (exterior lock):** turn the knob anti-clockwise until both bolts are fully extended into the top & bottom track and you hear the knob click to lock.



### SHUTTERGUARD® ONLY:

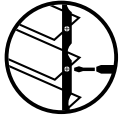
**To unlock (interior lock):** use your unique security key & turn anti-clockwise until you hear it unlock, then turn the knob anti-clockwise to retract the bolts. **To unlock (exterior lock):** use your unique security key & turn clockwise until you hear it unlock. Then turn the knob clockwise to retract the bolts.



Lock & unlock your louvres by pressing the small button up or down. Louvre lock is an optional extra on Hurricane shutters.

# HOW TO CLEAN

## YOUR SHUTTERGUARD® & HURRICANE SHUTTERS



Tension of louvres may be adjusted by turning small screws at the back of tilt rods to your desired tension.



Frequently clean bottom track from obstructions and dirt, using a vacuum cleaner.



Dust frequently and wipe with a mild solution of dishwashing liquid.



Outside shutters may be sprayed down with clean water.



Removable stickers are placed on the ShutterGuard® and Hurricane turning knobs for your ease of use. Please feel free to remove these once you are comfortable with the operating system.

Our Shutterguard® and Hurricane Aluminium Shutters carry a warranty up to 10 years from date of purchase against faulty workmanship or components as well as faulty installations. Terms and conditions apply.



---

## Style. Sophistication. Serenity. Not bad for a 60-year old.

With over 60 years' experience, Taylor Blinds & Shutters has the perfect, made-to-measure Blind, Shutter and Screen solution for your window or door covering needs. Whether it's for your home or office space, discover our savvy, sophisticated and innovative solutions no matter your style or need.

Taylor offers nothing short of service excellence, bespoke, innovative products as well as expert installation and after-service to clients across South Africa with head offices in Cape Town and Johannesburg.

Explore the world of Taylor – a place of endless possibilities for curating your personal space. Discover, be inspired and draw on decades of experience.

---

Please visit our website to find out more about our warranty terms and conditions.



[www.taylorblinds.co.za](http://www.taylorblinds.co.za)

@TaylorShutters   

### OFFICES & SHOWROOMS

Johannesburg

+27 (11) 794-1743

[salesjhb@taylorblinds.co.za](mailto:salesjhb@taylorblinds.co.za)

Cape Town

+27 (21) 552-5080

[sales@taylorblinds.co.za](mailto:sales@taylorblinds.co.za)

