

Grand Egyptian Museum



Kinetic Floor Installations

April 2026



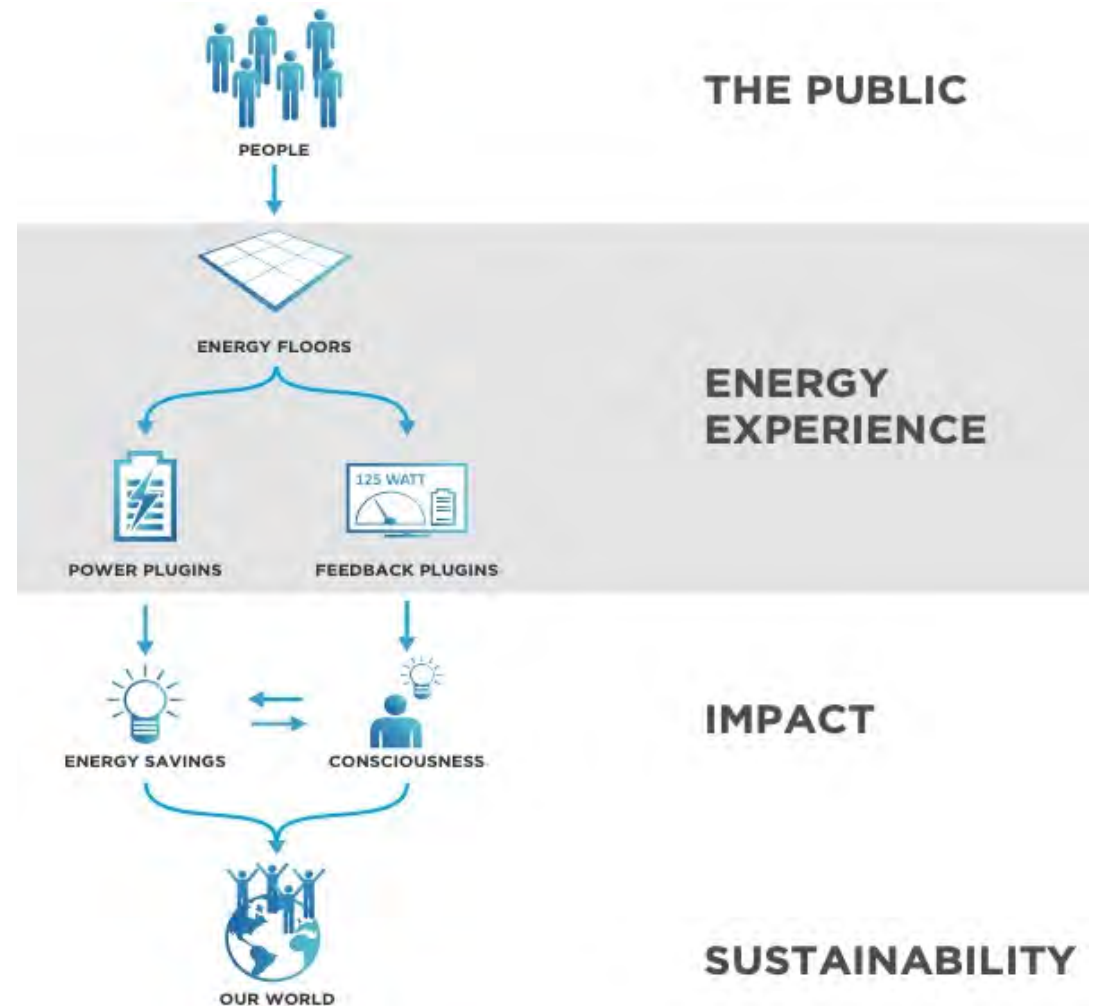
Introduction

It is our mission to speed up the energy transition by creating awareness about renewable energy in exciting ways.

Floors that generate energy, are smart, interactive and make sustainability visible. So everyone who steps on them realizes that they can really make an impact.

We believe that all technology is available to create a sustainable world. We just need to realize this and embrace these technologies into our everyday lives.

Energy Floors aims to create awareness about renewable energy generation and environmental impact. We do this by making energy production visible, interactive, smart and fun.



GENERATING POSITIVE ENERGY

> 800 TEMPORARY
INSTALLATIONS

84 PERMANENT
INSTALLATIONS

1 INTERNATIONAL
PATENT

68 COUNTRIES

> 30 M PEOPLE
ACTIVATED

> 9M TON CO2
COMPENSATED



OBJECTIVES OF THE PROJECT

Egypt Go Green Network would be honored to explore installations in the Grand Egyptian Museum. Based on initial discussions, this proposal has been developed with the following objectives:

1. Convert Movement into Energy

Turn visitor footsteps (10,000–20,000/day) into visible, real-time energy generation.

2. Enhance Engagement

Create interactive experiences that actively involve visitors.

3. Support Sustainability Storytelling

Link the installation to Egypt's sustainability ambitions and future vision.

4. Show Measurable Impact

Display live and cumulative data (energy, interaction).

This proposal includes hardware, software, services, costs and impact calculations for:

A. Integrated Kinetic Walkway


B. Dedicated Kinetic Floor Exhibit

C. Mobile Kinetic Floor for Events



HARDWARE - KINETIC TILES

STANDARD 'INFINITY'



Kinetic tiles, for indoor and sheltered outdoor installations. Top layer of glass and LED lights with Infinity effect.

Dimensions 750x750x200mm
Kinetic Power 20 watt jumping
2-4 watt walking

SUSTAINABLE TERRAZZO




Without LED lights.

With LED lights.

Kinetic tiles with sustainable Terrazzo top layer. Optional lights and/or logo. Colour of Terrazzo can be chosen to fit the location.

Dimensions 750x750x150mm

CUSTOM 'EGYPT DESIGN' [EXAMPLE]



Kinetic tiles with custom design, with or without LED lights. Colors and patterns can be chosen.

Dimensions 750x750x150mm



ADDITIONAL HARDWARE

CONTROL UNIT



19" Control Unit with PC for handling operation software of the installation plus the data handling and distribution to screen or server.

Dimensions: 600x800x720 mm (lwxhxh)

SCREEN [optional]



LED Screen to show the energy dashboard and/or interactive applications. Can be purchased locally..

Dimensions: Various sizes

BATTERY [optional]



Wattsun (portable) battery for storing and charging energy. Multiple energy sources and energy consumers can be connected.

Dimensions: 51x34x24 cm (lwxhxh)



SOFTWARE AND INTERACTION


The data coming from the floor tiles regarding human movement and energy production is gathered in the Energy Floors control unit and stored in a cloud environment. Our software interprets this data and uses it as input for interactive applications.

We determine 2 types of feedback systems:

1. Via the sensors and LED-lights in the tiles.
2. Information via (online) dashboards



INSTALLATION A: INTEGRATED KINETIC WALKWAY



CONCEPT

The kinetic walkway converts the footsteps of the people into electricity. The electricity is used to power the lights in the floor and/or charge low power devices like cell phones or LED lights .

The screen shows the amount of energy that is being generated at the moment and over a period of time.

The data on the screen can be combined with messages and visual from the Museum to educate the visitors about renewable energy and sustainability

The set up is modular and can be installed in many configurations depending on the available space and budget.

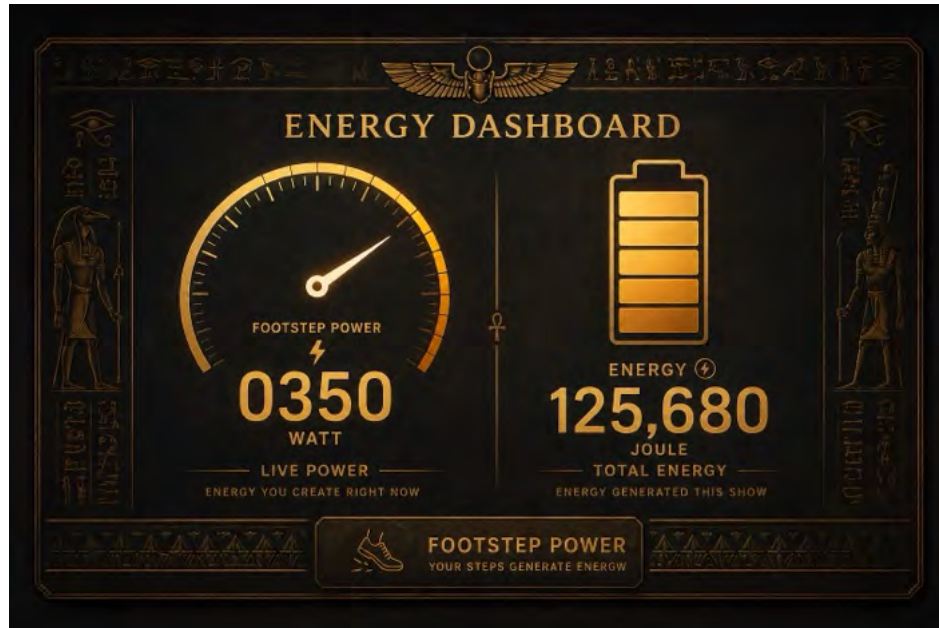
EXAMPLE FLOOR SET UP

- 64 kinetic tiles 75cmx75cm
- Control Unit
- TV Screen for Digital Meter
- Total surface 600 x 600 cm



DIGITAL DASHBOARD AND DATA GENERATION

DASHBOARD



Digital Energy Meter showing how much energy is being produced at the moment (watt) and over a period of time (Joules). The dashboard allows integration of third-party content. Or the Energy Floors data can be sent to an internal broadcast system and visualised by others.

DATA GENERATION



The data about the energy generation is sent to an Energy Floors server and interpreted by our software. The data can be visualised and shown to the public and/or to the sustainability managers of the venue as part of the smart building infrastructure.



REFERENCE IMAGES



REFERENCE IMAGES



INSTALLATION B: DEDICATED KINETIC FLOOR EXHIBIT



CONCEPT

The kinetic floor converts the movement of the people into electricity. This can be from walking, dancing or jumping. The electricity is used to power the lights in the floor and/or LED lights in the location.

The screen shows the amount of energy that is being generated at the moment and over a period of time. Educational content about movement and energy can be included.

Also an Energy Battle can be played between the left part and the right part of the floor. Whoever charges the battery the fastest is the winner.

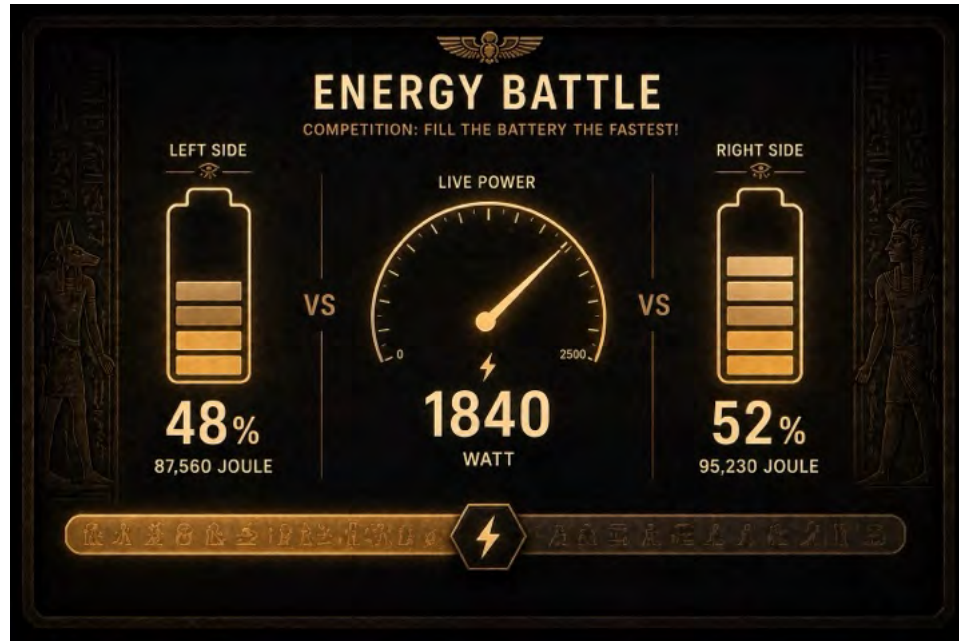
FLOOR SET UP

- 36 kinetic tiles 75cmx75cm
- 1 control unit
- 1 LED screen
- Total surface 450 x 450 cm



INTERACTION CONCEPT

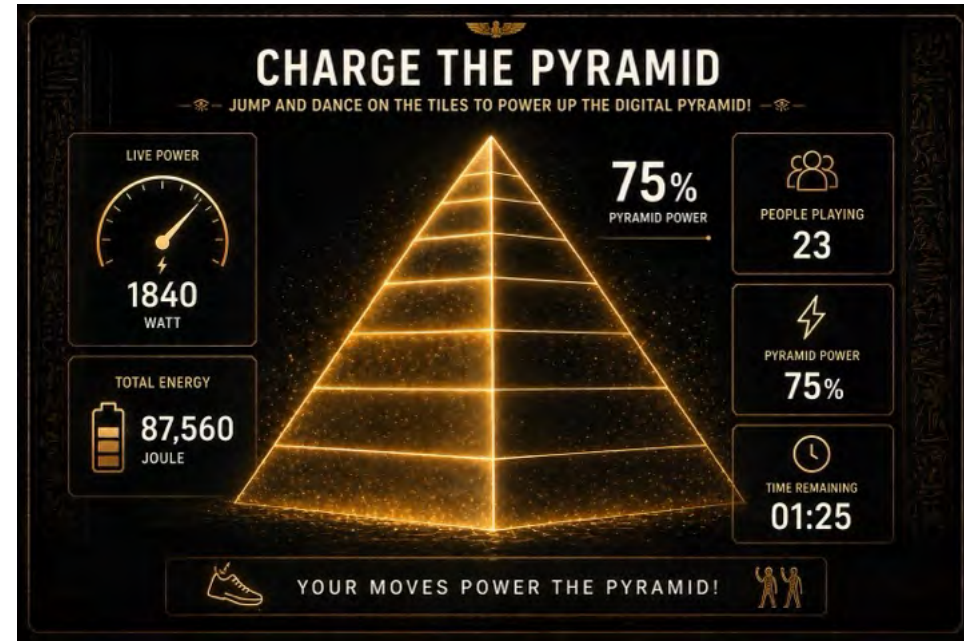
ENERGY BATTLE



Competition between left and right part of the floor. Which team can fill up the battery the fastest?

Look and feel can be adjusted.

PYRAMID CHARGING



Jump and dance on the tiles to power up the Digital Pyramid. When the Pyramid is full a light beam appears.

All images and text can be adjusted.



REFERENCE IMAGES



KINETIC DANCE FLOOR FOR SHELL ECO MARATHON


REFERENCE IMAGES



KINETIC FLOOR FOR MIAMI SCIENCE MUSEUM

INSTALLATION C: MOBILE KINETIC FLOOR FOR EVENTS

CONCEPT VISUAL



CONCEPT

The kinetic dancefloor converts the dance moves of the people into electricity. The electricity is used to power the lights in the floor and/or charge the (LED) Battery.

Mobile phones can be connected to the battery and charged.

The screen shows the amount of energy that is being generated at the moment and over a period of time. And how many bikes have been charged.

Also an Energy Battle can be played between the left part and the right part of the floor. Whoever charges the battery the fastest is the winner.

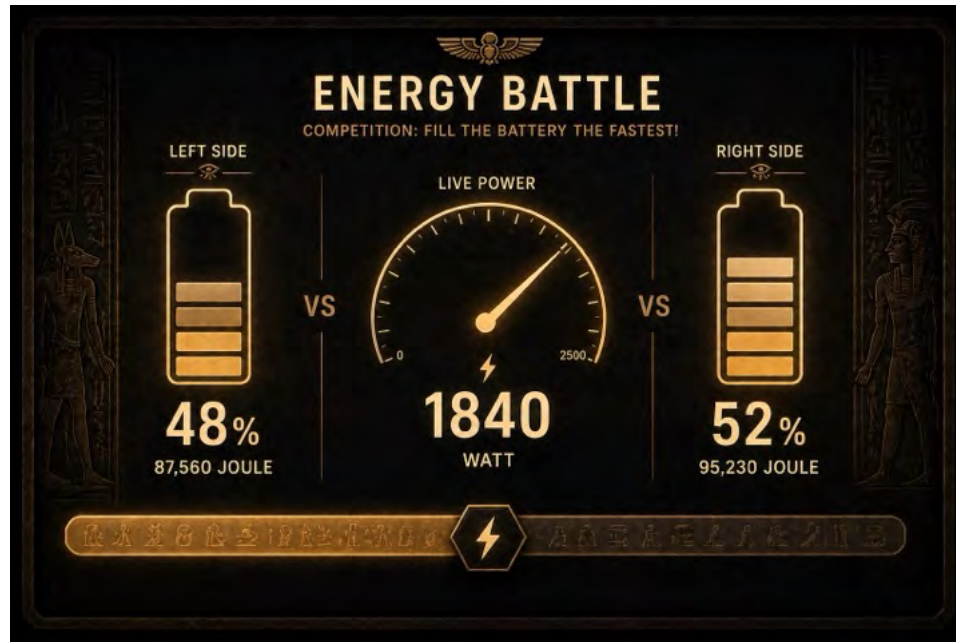
FLOOR SET UP

- 36 kinetic tiles 75cmx75cm
- 1 control unit
- 1 LED screen
- 1 LED Battery 'Pyramide'
- Stage elements
- Flight cases for transportation
- Total surface 650 x 650 cm



INTERACTION CONCEPT [SIMILAR TO EXHIBIT]

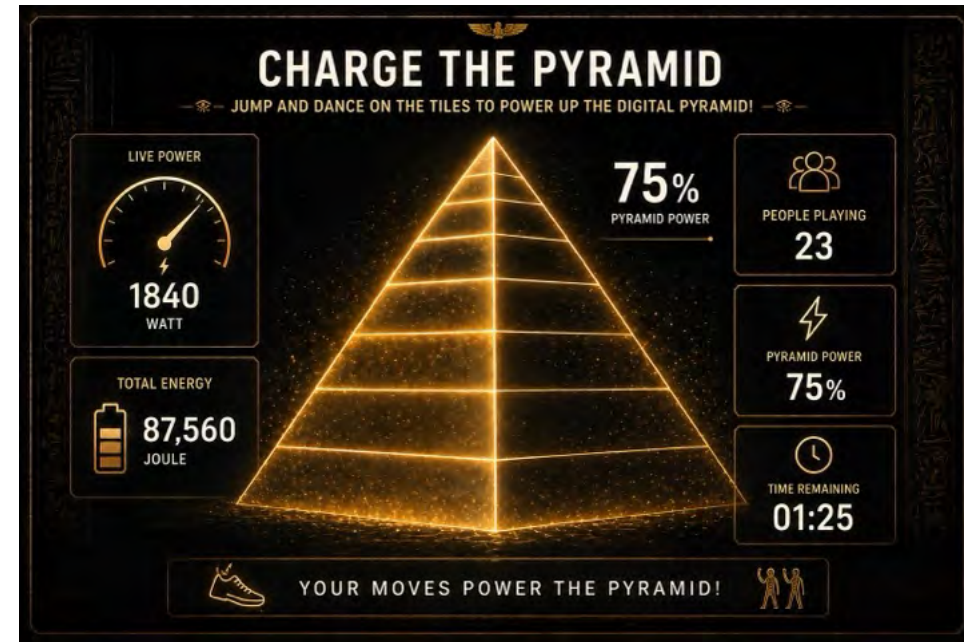
ENERGY BATTLE



Competition between left and right part of the floor. Which team can fill up the battery the fastest?

Look and feel can be adjusted.

PYRAMID CHARGING



Jump and dance on the tiles to power up the Digital Pyramid. When the Pyramid is full a light beam appears.

All images and text can be adjusted.



REFERENCE IMAGES



REFERENCE IMAGES



ENERGY AND IMPACT CALCULATION

Based on the project information and experience from previous projects, the energy generation can be estimated for three installation types.

DATA

Watt peak per tile: 20 W
Watt average per tile jumping: 5 W
Watt average walking: 2-4 W

<u>Installation</u>	<u>Tiles</u>	<u>Watt max</u>	<u>Watt average</u>	<u>Example use</u>	<u>Utilization rate</u>	<u>Estimated energy</u>
A. Kinetic Walkway	64	1280 W	128 W	12 hours/day	50%	768 Wh/day
B. Kinetic Exhibit	36	720 W	180 W	12 hours/day	40%	864 Wh/day
C. Mobile Floor	36	720 W	180 W	4 hours/event	80%	476 Wh/event

Impact & Awareness

Besides direct energy generation, the installations create strong educational and behavioural impact. Visitors actively experience sustainability by generating energy themselves and seeing live results on screen. With 10,000-20,000 visitors per day, even a small behavioural effect can create significant long-term value.

Example indirect impact 10,000 visitors/day

- 1% behavioural change = 100 people
- replacing 5 km/week by sustainable transport
- approx. 26,000 km/year avoided by car
- approx. 4,500 kg CO₂ reduction annually

This makes the installations both energy-generating systems and powerful sustainability communication tools for the museum.



COST INDICATION AND CONDITIONS

The cost indication is based on the current information provided and meant to give an idea of the costs involved. A detailed quotation can be provided upon request.

INSTALLATION	A. KINETIC WALKWAY 64	B. KINETIC EXHIBITION 36	C. MOBILE FLOOR 36
Hardware	€	€	€
Software			
Installation			
TOTAL			
Not included			
Groundworks	Preparation of location for installation to be done by local contractor		
TV screens	Upon request. Can also be delivered by third party or use existing screens		
Transportation	Upon request. Per boat or via air transport.		
Taxes	Local import taxes, VAT		
Yearly costs			
Software	€ 5.000	Per installation	
Service & maintenance	TBD	Service Level Agreement can be offered	

CONDITIONS:

- *Leadtime: 110-2 weeks*
- *Payment terms: 80% at confirmation, 20% after installation*
- *No rights can be determined from this cost indication.*



CONTACT US



EGYPT GO Green

Sustainability is Future "Let's Reconnect with Nature"



Website : <https://egyptgogreen.org>

Tel/What's App: +201211103407 - +201112166831

Email : cs@egyptgogreen.com - certify@egyptgogreen.com - travel@egyptgogreen.com

Address ; New Cairo – Cairo - Egypt