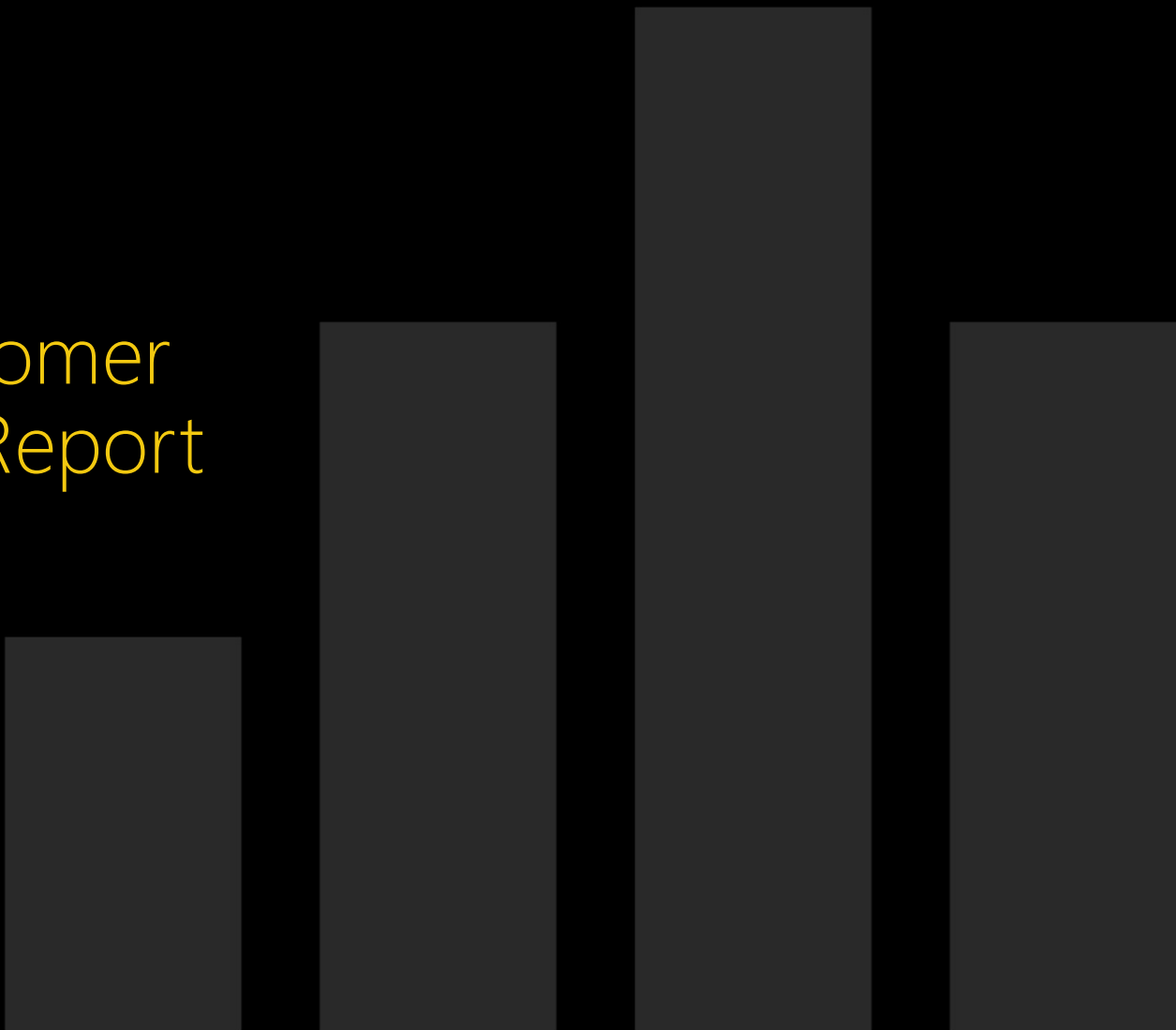


Portfolio - Customer Segmentation Report

[View in Power BI](#) ↗

Last data refresh:
12/10/2024 10:20:20 PM UTC

Downloaded at:
12/10/2024 10:21:33 PM UTC



Customer Segment Sales

[Clear all slicers](#)**danalyst.biz**

Sales

Sales/Order

Table

Contacts

\$Seg

%Seg

\$Reg

%Reg

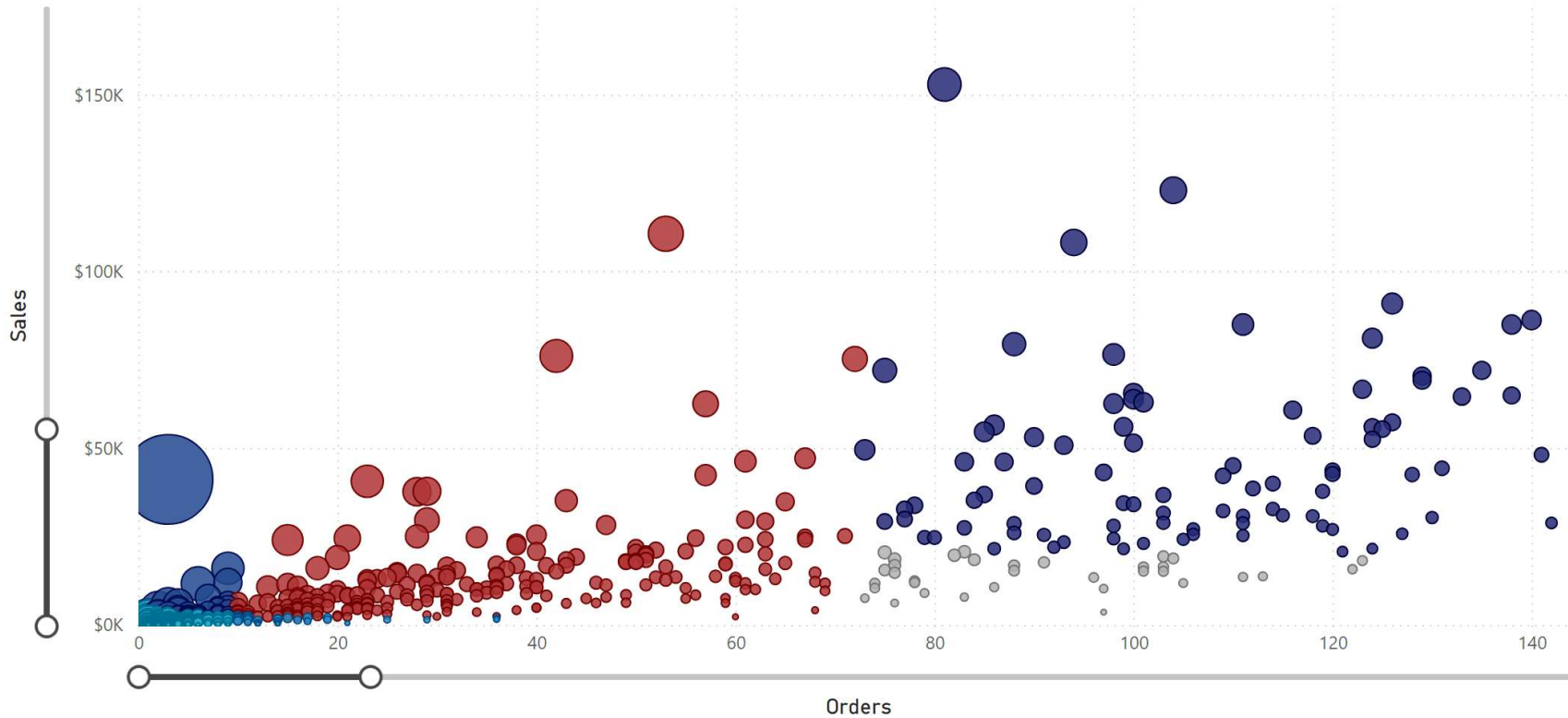
\$Cat

%Cat

Customer Segment Scatter

Past 365 Days Sales / Bubble Size = Sales/Order

Segment ● Tier 1 ● Tier 2 ● Tier 3 ● Tier 4 ● Tier 5 ● Tier 6



Region

All

Rep Name

All

Segment

All

Sales Potential

All

Order Potential

All

Tot Customer Sales Amt

\$5

\$528,035

Orders

1

873

Customer Segment Sales/Order

[Clear all slicers](#)**danalyst.biz**

Sales

Sales/Order

Table

Contacts

\$Seg

%Seg

\$Reg

%Reg

\$Cat

%Cat

Customer Segment Map

Past 365 Days Sales / Bubble Size = Sales 365 Days

Segment ● Tier 1 ● Tier 2 ● Tier 3 ● Tier 4 ● Tier 5 ● Tier 6

Region

All

Rep Name

All

Segment

All

Sales Potential

All

Order Potential

All

Tot Customer Sales Amt

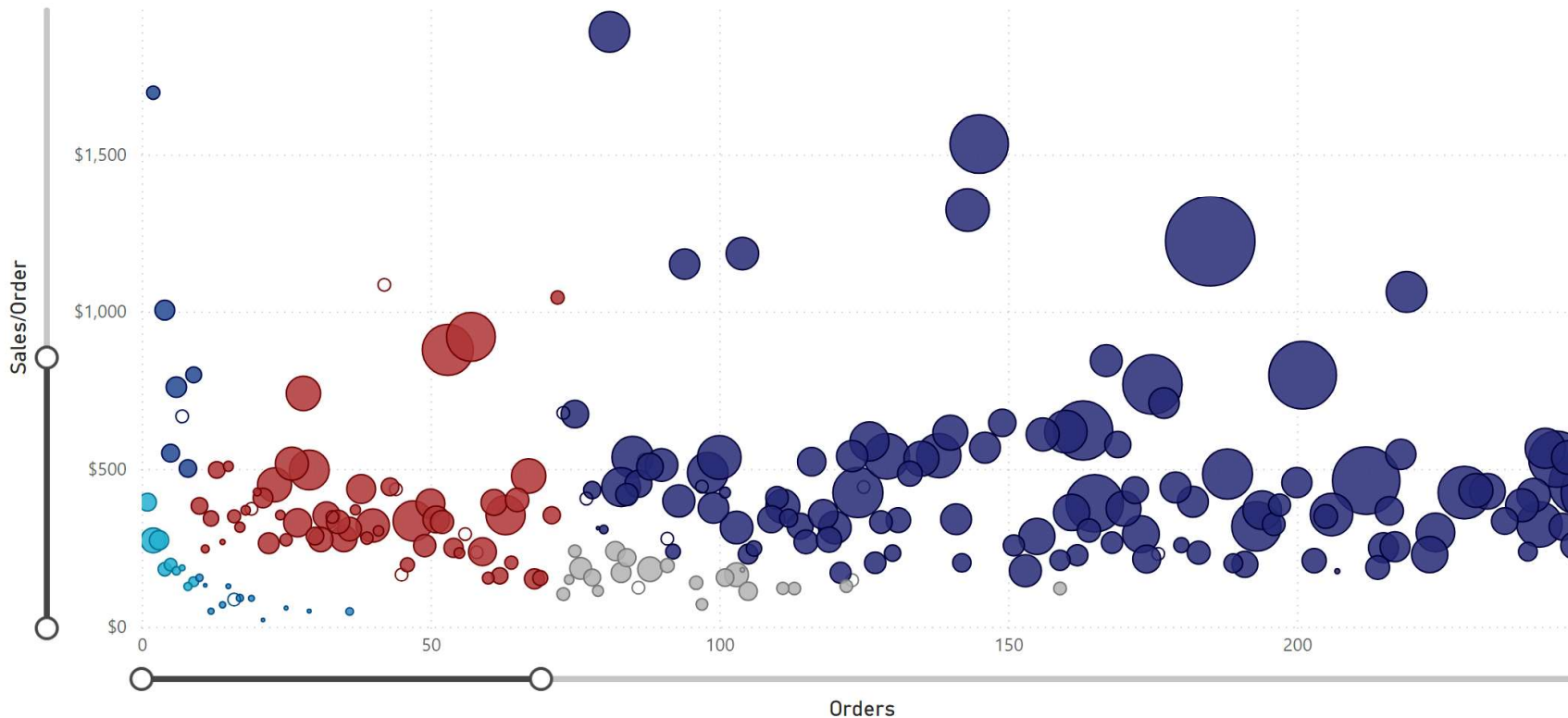
\$5

\$528,035

Orders

1

873



Segment Sales Table

Clear all slicers

danalyst.biz

Sales

Sales/Order

Table

Contacts

\$Seg

%Seg

\$Reg

%Reg

\$Cat

%Cat

Segment	Sales Potential	Order Potential	Rep Name	Customer	Region	Orders 365	Sales 365
Tier 1	HighSalesValue	HighOrderValue	House	Customer 642	Region E	73	\$49,489
Tier 1	HighSalesValue	HighOrderValue	House	Customer 562	Region E	75	\$29,185
Tier 1	HighSalesValue	HighOrderValue	Mike	Customer 238	Region F	75	\$71,932
Tier 1	HighSalesValue	HighOrderValue	Mike	Customer 222	Region E	77	\$29,910
Tier 1	HighSalesValue	HighOrderValue	House	Customer 558	Region E	77	\$32,665
Tier 1	HighSalesValue	HighOrderValue	Cain	Customer 55	Region D	78	\$33,793
Tier 1	HighSalesValue	HighOrderValue	Jimmy	Customer 45	Region D	79	\$24,690
Tier 1	HighSalesValue	HighOrderValue	House	Customer 750	Region E	80	\$24,668
Tier 1	HighSalesValue	HighOrderValue	House	Customer 270	Region D	81	\$152,965
Tier 1	HighSalesValue	HighOrderValue	House	Customer 560	Region E	83	\$46,079
Tier 1	HighSalesValue	HighOrderValue	House	Customer 87	Region E	83	\$27,393
Tier 1	HighSalesValue	HighOrderValue	House	Customer 419	Region D	84	\$35,190
Tier 1	HighSalesValue	HighOrderValue	House	Customer 294	Region E	85	\$54,551
Tier 1	HighSalesValue	HighOrderValue	Mike	Customer 407	Region E	85	\$36,829
Tier 1	HighSalesValue	HighOrderValue	Mike	Customer 749	Region D	86	\$21,501
Tier 1	HighSalesValue	HighOrderValue	House	Customer 215	Region F	86	\$56,473
Tier 1	HighSalesValue	HighOrderValue	House	Customer 328	Region F	87	\$46,031
Tier 1	HighSalesValue	HighOrderValue	Cain	Customer 276	Region E	88	\$28,611
Tier 1	HighSalesValue	HighOrderValue	House	Customer 602	Region E	88	\$25,979
Tier 1	HighSalesValue	HighOrderValue	House	Customer 628	Region F	88	\$79,351
Tier 1	HighSalesValue	HighOrderValue	House	Customer 230	Region E	90	\$53,047
Tier 1	HighSalesValue	HighOrderValue	Mike	Customer 92	Region F	90	\$39,250
Tier 1	HighSalesValue	HighOrderValue	Cain	Customer 789	Region D	91	\$25,400
Tier 1	HighSalesValue	HighOrderValue	House	Customer 802	Region E	92	\$21,919

Total

\$27,234,572

Region

All

Rep Name

All

Segment

All

Sales Potential

All

Order Potential

All

Tot Customer Sales Amt

\$5

\$528,035



Orders

1

873



Customer Contact Info

danalyst.biz

Sales

Sales/Order

Table

Contacts

\$Seg

%Seg

\$Reg

%Reg

\$Cat

%Cat

Segment	Customer	First Name	Last Name	Email	Address	City	State	ZipCode
Tier 6	Customer 714	First Name	Last Name	xxxxxxx@xxxxx.com	6th Ave	Seattle	WA	98121
Tier 3	Customer 725	First Name	Last Name	xxxxxxx@xxxxx.com	Skyline Ranch Rd	Bend	OR	97702
Tier 3	Customer 482	First Name	Last Name	xxxxxxx@xxxxx.com	Will Dodge Way	Ashland	OR	97520
Tier 4	Customer 531	First Name	Last Name	xxxxxxx@xxxxx.com	Kuhio Highway	Princeville	HI	96722
Tier 6	Customer 187	First Name	Last Name	xxxxxxx@xxxxx.com	Chatham Reach	Truckee	CA	96161
Tier 6	Customer 774	First Name	Last Name	xxxxxxx@xxxxx.com	Donner Pass Rd	Truckee	CA	96161
Tier 3	Customer 518	First Name	Last Name	xxxxxxx@xxxxx.com	Antelope Blvd.	Red Bluff	CA	96080
Tier 6	Customer 709	First Name	Last Name	xxxxxxx@xxxxx.com	Sacramento St	Nevada City	CA	95959
Tier 6	Customer 543	First Name	Last Name	xxxxxxx@xxxxx.com	L Street #70	Sacramento	CA	95811
Tier 6	Customer 59	First Name	Last Name	xxxxxxx@xxxxx.com	Merchant St.	Vacaville	CA	95688
Tier 6	Customer 373	First Name	Last Name	xxxxxxx@xxxxx.com	F St. Ste A.	Davis	CA	95616
Tier 3	Customer 754	First Name	Last Name	xxxxxxx@xxxxx.com	Sea Walk Drive	The Sea Ranch	CA	95497
Tier 3	Customer 176	First Name	Last Name	xxxxxxx@xxxxx.com	Johnson Street	Windsor	CA	95492
Tier 6	Customer 464	First Name	Last Name	xxxxxxx@xxxxx.com	Old Redwood Hwy Ste 114	Windsor	CA	95492
Tier 1	Customer 336	First Name	Last Name	xxxxxxx@xxxxx.com	Arnold Dr	Glen Ellen	CA	95476
Tier 1	Customer 717	First Name	Last Name	xxxxxxx@xxxxx.com	W Spain St	Sonoma	CA	95476
Tier 1	Customer 749	First Name	Last Name	xxxxxxx@xxxxx.com	1st St. E	Sonoma	CA	95476
Tier 2	Customer 280	First Name	Last Name	xxxxxxx@xxxxx.com	E. Napa St.	Sonoma	CA	95476
Tier 2	Customer 556	First Name	Last Name	xxxxxxx@xxxxx.com	E. Napa St.	Sonoma	CA	95476
Tier 3	Customer 223	First Name	Last Name	xxxxxxx@xxxxx.com	Sonoma Hwy	Sonoma	CA	95476
Tier 3	Customer 29	First Name	Last Name	xxxxxxx@xxxxx.com	West Napa Street	Sonoma	CA	95476
Tier 3	Customer 334	First Name	Last Name	xxxxxxx@xxxxx.com	W. Spain Street	Sonoma	CA	95476
Tier 3	Customer 335	First Name	Last Name	xxxxxxx@xxxxx.com	Shellville Road	Sonoma	CA	95476
Tier 4	Customer 355	First Name	Last Name	xxxxxxx@xxxxx.com	Sonoma Highway	Sonoma	CA	95476
Tier 4	Customer 38	First Name	Last Name	xxxxxxx@xxxxx.com	Sonoma Hwy	Sonoma	CA	95476

Segment Sales \$ Trend

[Clear all slicers](#)

Sales

Sales/Order

Table

Contacts

\$Seg

%Seg

\$Reg

%Reg

\$Cat

%Cat

Month

All

Region

All

Rep Name

All

Segment

All

Sales Potential

All

Order Potential

All

Tot Customer Sales Amt

\$5

\$528,035

Orders

1

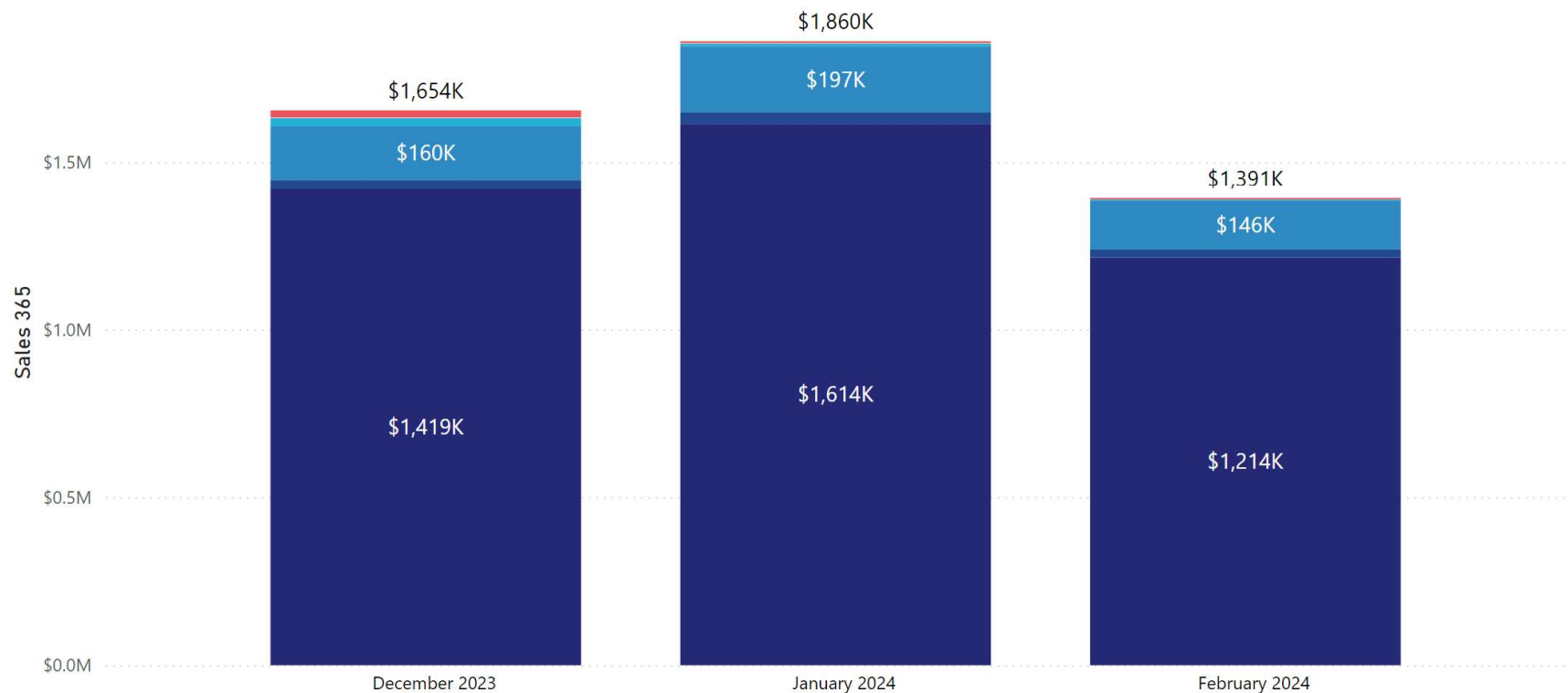
873

Customer Segment Map

Past 365 Days Sales History

danalyst.biz

Segment ● Tier 1 ● Tier 2 ● Tier 3 ● Tier 4 ● Tier 5 ● Tier 6



Segment Sales % Trend

Clear all slicers

Sales

Sales/Order

Table

Contacts

\$Seg

%Seg

\$Reg

%Reg

\$Cat

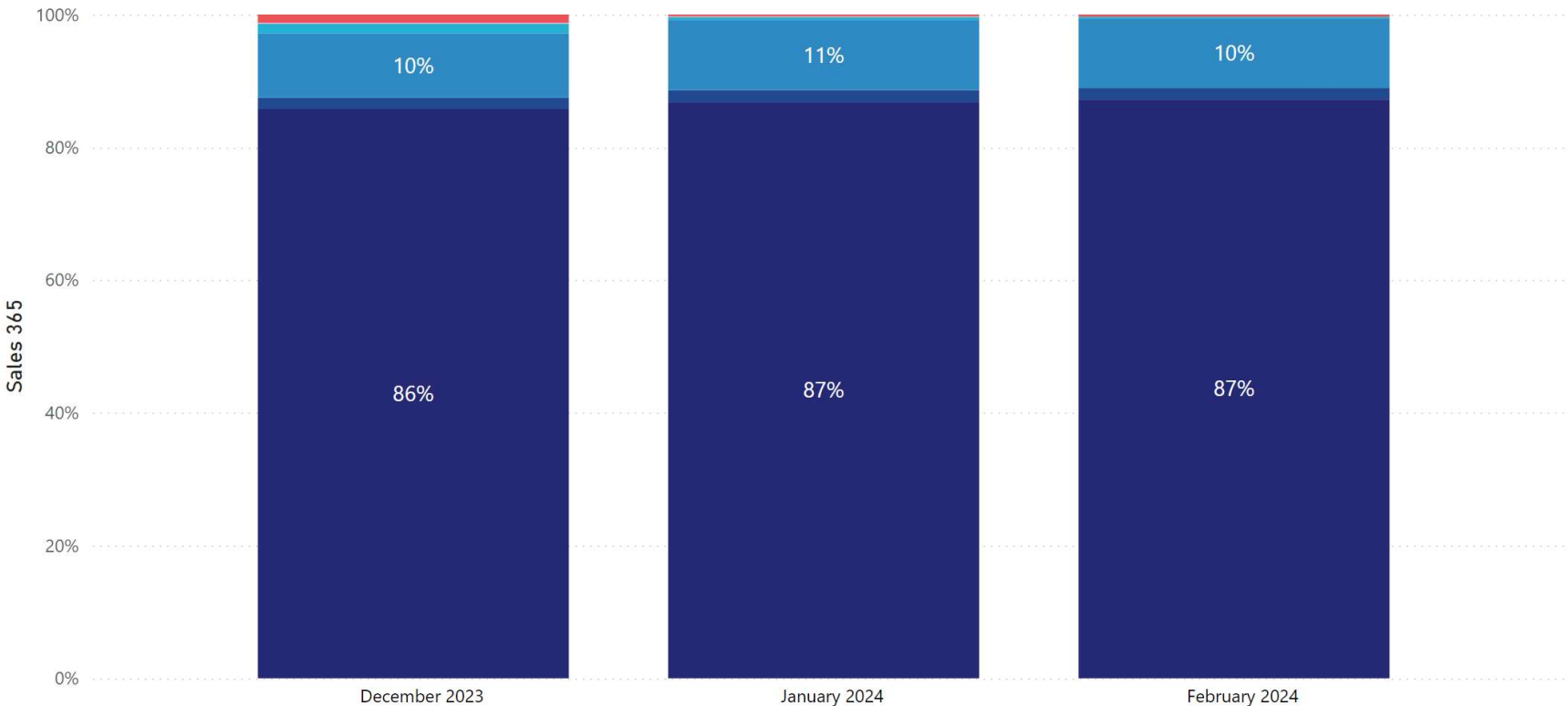
%Cat

Customer Segment Map

Past 365 Days Sales History

danalyst.biz

Segment: ● Tier 1 ● Tier 2 ● Tier 3 ● Tier 4 ● Tier 5 ● Tier 6



Month

All

Category

All

Region

All

Rep Name

All

Segment

All

Sales Potential

All

Order Potential

All

Tot Customer Sales Amt

\$5

\$528,035

Orders

1

873

Region Sales \$ Trend

Clear all slicers

Sales

Sales/Order

Table

Contacts

\$Seg

%Seg

\$Reg

%Reg

\$Cat

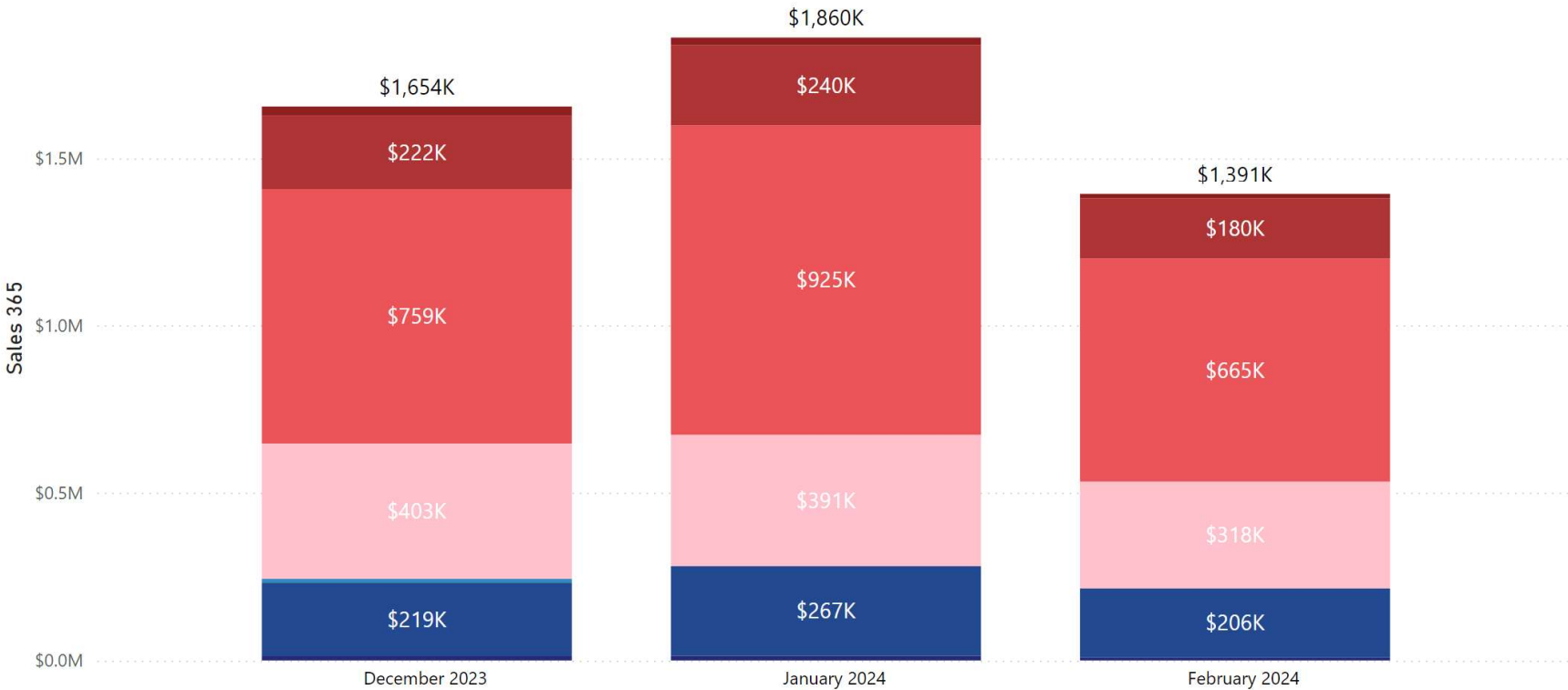
%Cat

Customer Segment Map

Past 365 Days Sales History

danalyst.biz

Region ● Online ● Region A ● Region B ● Region C ● Region D ● Region E ● Region F ● Shipping



Month

All

Region

All

Rep Name

All

Segment

All

Sales Potential

All

Order Potential

All

Tot Customer Sales Amt

\$5

\$528,035

Orders

1

873

Region Sales % Trend

Clear all slicers

Sales

Sales/Order

Table

Contacts

\$Seg

%Seg

\$Reg

%Reg

\$Cat

%Cat

Month

All

Category

All

Region

All

Rep Name

All

Segment

All

Sales Potential

All

Order Potential

All

Tot Customer Sales Amt

\$5

\$528,035

Orders

1

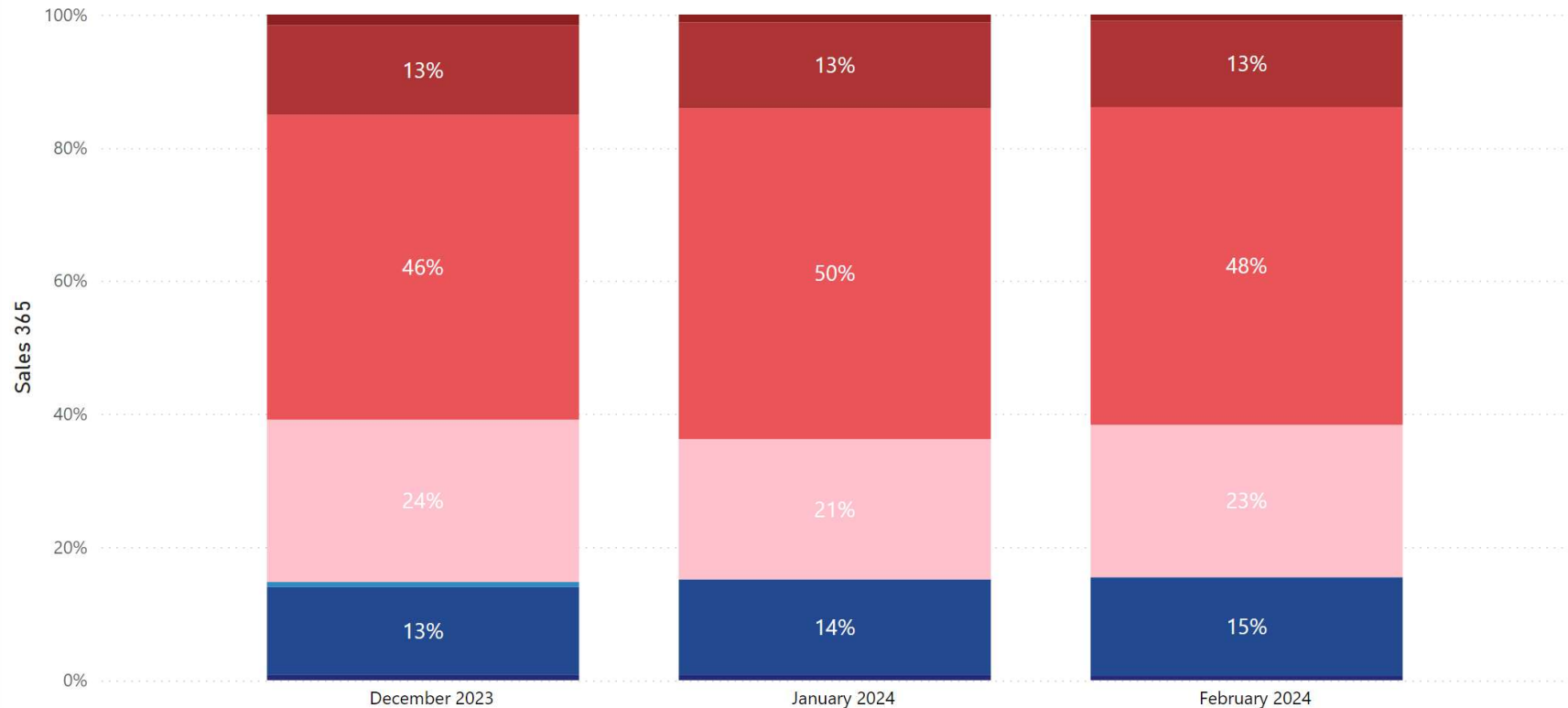
873

Customer Segment Map

Past 365 Days Sales History

danalyst.biz

Region ● Online ● Region A ● Region B ● Region C ● Region D ● Region E ● Region F ● Shipping



Clear all slicers

Sales/Order

Contacts

%Seq

%Req

%Cat

All

All

All

All

All

All

All

\$5

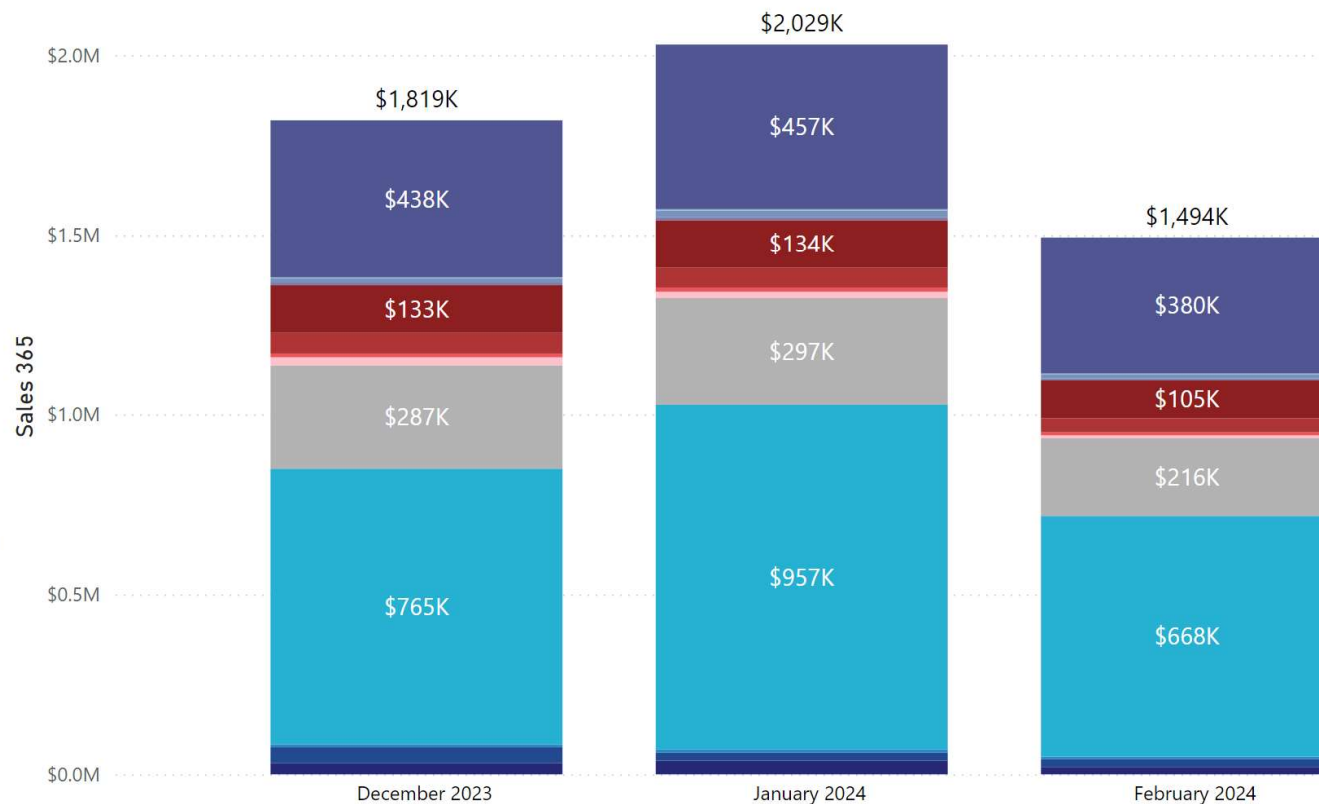
\$528.035

1

873

Past 365 Days Sales History

danalyst.biz



Category Sales % Trend

Clear all slicers

Sales

Sales/Order

Table

Contacts

\$Seg

%Seg

\$Reg

%Reg

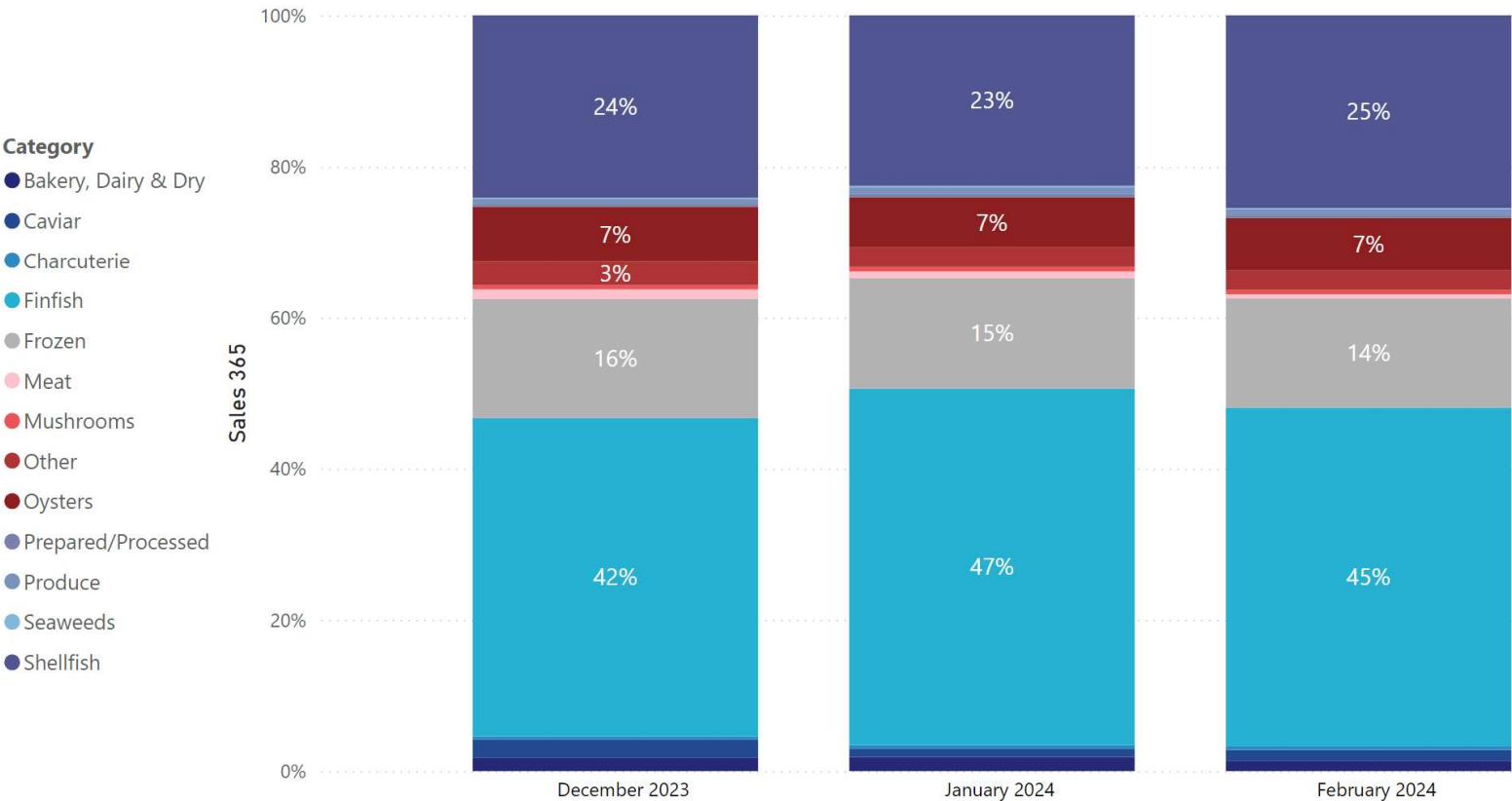
\$Cat

%Cat

Customer Segment Map

Past 365 Days Sales History

danalyst.biz



Month

All

Category

All

Region

All

Rep Name

All

Segment

All

Sales Potential

All

Order Potential

All

Sales

TotalCustomerSalesAmount

\$5

\$528,035

Orders

1

873