

Portfolio - Sales Orders by Time

[View in Power BI](#) ↗

Last data refresh:
12/8/2024 5:15:44 PM UTC

Downloaded at:
12/8/2024 5:18:21 PM UTC



Sales Orders by Time of Day

danalyst.biz

12/8/2024

Today

Time of Day

Hourly Waterfall

Hourly Cume

15 Min Tree Map

Decomp Tree

Fiscal Year

2024

Month, Day

☐ Select all

☐ July

☐ August

☐ September

☐ October

☐ November

☐ December

☐ January

Day of Week

☐ Select all

☐ Sun

☐ Mon

☐ Tue

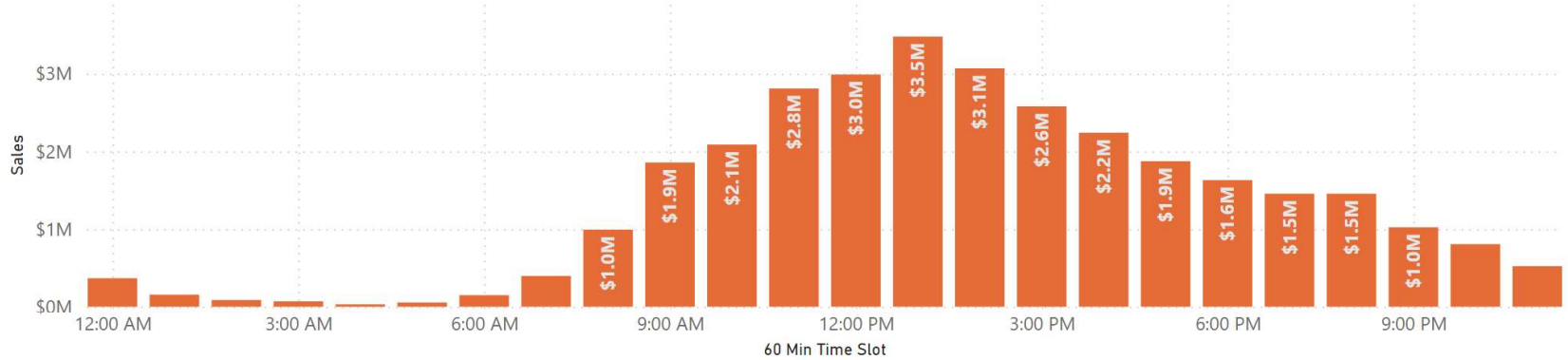
☐ Wed

Class - Genre

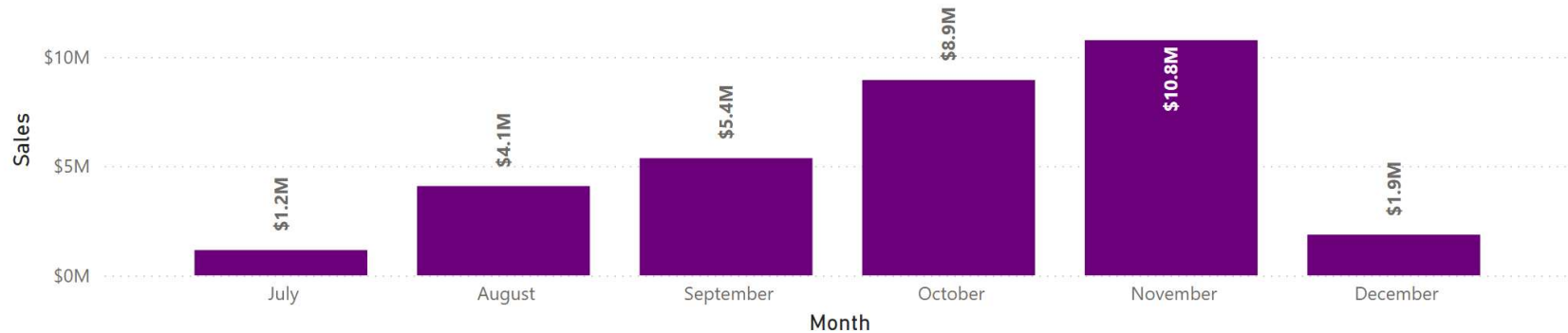
All

Product Status

All



Fiscal Year 2024



Sales Orders by Time - Waterfall

danalyst.biz

12/8/2024

Today

Time of Day

Hourly Waterfall

Hourly Cume

15 Min Tree Map

Decomp Tree

Fiscal Year

2024

Month, Day

☐ Select all

☒ July

☐ August

☐ September

☐ October

☐ November

☐ December

☐ 1

Day of Week

☐ Select all

☐ Sun

☐ Mon

☐ Tue

☐ Wed

Class - Genre

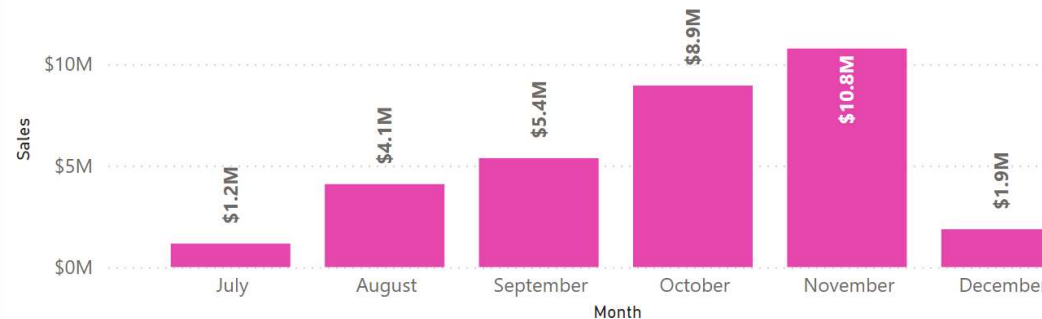
All

Product Status

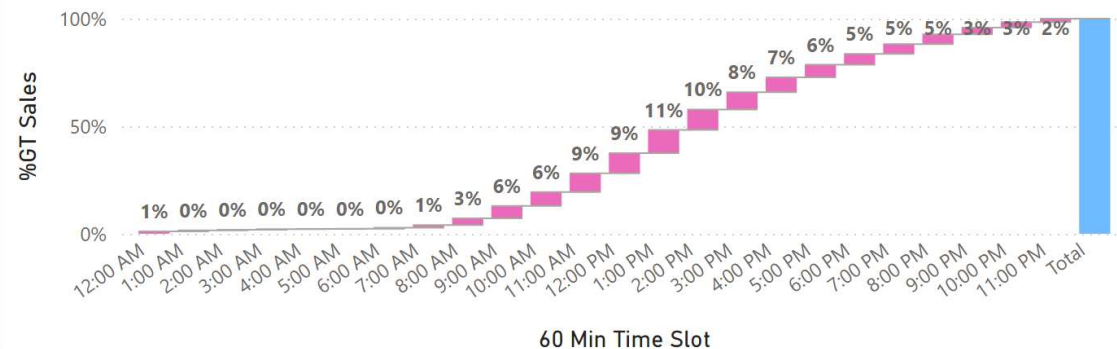
All

60 Min Time Slot	Orders	%GT Sales
1:00 PM	\$3,476,160	10.8%
2:00 PM	\$3,067,990	9.5%
12:00 PM	\$2,988,900	9.3%
11:00 AM	\$2,809,140	8.7%
3:00 PM	\$2,578,420	8.0%
4:00 PM	\$2,239,010	7.0%
10:00 AM	\$2,086,760	6.5%
5:00 PM	\$1,872,790	5.8%
9:00 AM	\$1,856,540	5.8%
6:00 PM	\$1,629,110	5.1%
7:00 PM	\$1,455,190	4.5%
8:00 PM	\$1,455,070	4.5%
9:00 PM	\$1,022,280	3.2%
8:00 AM	\$992,370	3.1%
10:00 PM	\$805,950	2.5%
11:00 PM	\$522,200	1.6%
7:00 AM	\$396,160	1.2%
12:00 AM	\$367,280	1.1%
1:00 AM	\$155,510	0.5%
6:00 AM	\$149,240	0.5%
2:00 AM	\$87,080	0.3%
3:00 AM	\$70,330	0.2%
Total	\$32,170,020	100.0%

Fiscal Year 2024



Legend: Increase (Pink), Decrease (Grey), Total (Blue)



Sales Orders by Time - Hourly Cumulative

danalyst.biz

12/8/2024

Today

Fiscal Year

2024

Month, Day

☐ Select all

☒ July

☐ August

☐ September

☐ October

☐ November

☐ December

☐ January

Day of Week

☐ Select all

☐ Sun

☐ Mon

☐ Tue

☐ Wed

Class - Genre

All

Product Status

All

Time of Day

Hourly Waterfall

Hourly Cume

15 Min Tree Map

Decomp Tree

Costumes - Non Holiday

\$12,919,390

Tenth House Costumes

\$6,303,150

Footwear

\$5,089,360

Bodywear

\$2,194,010

2Die4

\$2,113,570

Costumes - Holiday

\$2,011,670

Tights

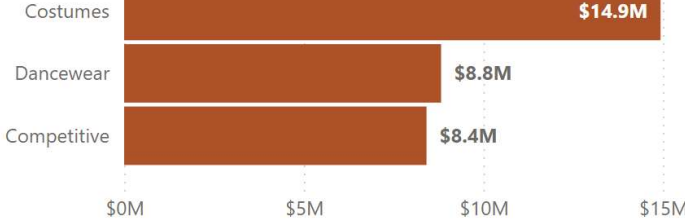
\$1,393,350

Bags & Accessories

\$142,890

Branded Apparel

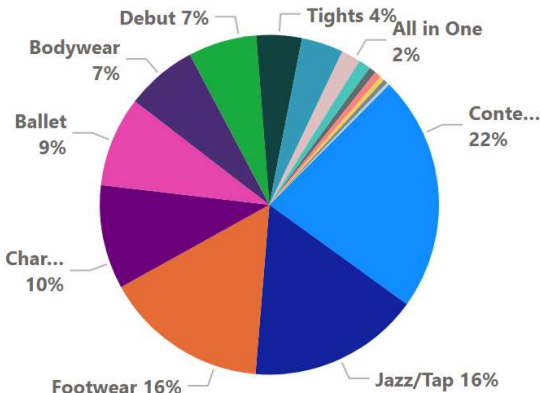
\$2,630



60 Min Time Slot	Orders	Running Total-60Min	%GT Running Total-60Min
12:00 AM	\$367,280	\$367,280	1.1%
1:00 AM	\$155,510	\$522,790	1.6%
2:00 AM	\$87,080	\$609,870	1.9%
3:00 AM	\$70,330	\$680,200	2.1%
4:00 AM	\$31,450	\$711,650	2.2%
5:00 AM	\$55,090	\$766,740	2.4%
6:00 AM	\$149,240	\$915,980	2.8%
7:00 AM	\$396,160	\$1,312,140	4.1%
8:00 AM	\$992,370	\$2,304,510	7.2%
9:00 AM	\$1,856,540	\$4,161,050	12.9%
10:00 AM	\$2,086,760	\$6,247,810	19.4%
Total	\$32,170,020	\$32,170,020	100.0%

Week	Orders
24	\$1,336,050
23	\$2,525,810
22	\$2,163,150
21	\$2,616,350
20	\$2,565,100
19	\$2,754,280
18	\$1,917,110

DOW	Orders
Sun	\$2,043,880
Mon	\$6,245,510
Tue	\$5,893,270
Wed	\$5,973,740
Thu	\$5,489,310
Fri	\$4,368,520
Sat	\$2,155,790



Sales Orders by Time - 15 Minute Tree Map

12/8/2024

Today

Fiscal Year

2024

Month, Day

- ☐ Select all
- ☐ July
- ☐ August
- ☐ September
- ☐ October
- ☐ November
- ☐ December
- ☐ 1

Day of Week

- ☐ Select all
- ☐ Sun
- ☐ Mon
- ☐ Tue
- ☐ Wed

Class - Genre

All

Product Status

All

Time of Day

Hourly Waterfall

Hourly Cume

15 Min Tree Map

Decomp Tree

Time	Sales	\$ Cume 15	% Cume 15	Units Cume 15
12:00 AM	\$175,140	\$175,140	0.5%	4,351
12:15 AM	\$24,060	\$199,200	0.6%	5,014
12:30 AM	\$142,380	\$341,580	1.1%	8,415
12:45 AM	\$25,700	\$367,280	1.1%	9,001
1:00 AM	\$73,380	\$440,660	1.4%	10,861
1:15 AM	\$14,720	\$455,380	1.4%	11,246
1:30 AM	\$53,350	\$508,730	1.6%	12,777
1:45 AM	\$14,060	\$522,790	1.6%	13,090
2:00 AM	\$45,870	\$568,660	1.8%	14,404
2:15 AM	\$10,860	\$579,520	1.8%	14,654
2:30 AM	\$19,040	\$598,560	1.9%	15,115
2:45 AM	\$11,310	\$609,870	1.9%	15,376
3:00 AM	\$26,760	\$636,630	2.0%	16,069
3:15 AM	\$9,540	\$646,170	2.0%	16,250
3:30 AM	\$30,890	\$677,060	2.1%	16,880
3:45 AM	\$3,140	\$680,200	2.1%	16,963
4:00 AM	\$6,290	\$686,490	2.1%	17,125
4:15 AM	\$7,030	\$693,520	2.2%	17,298
4:30 AM	\$13,150	\$706,670	2.2%	17,572
4:45 AM	\$4,980	\$711,650	2.2%	17,704
5:00 AM	\$11,720	\$723,370	2.2%	18,222
5:15 AM	\$9,980	\$733,350	2.3%	18,542
5:30 AM	\$18,760	\$752,110	2.3%	19,151
Total	\$32,170,020	\$32,170,020	100.0%	860,294



Sales Orders by Time - Decomposition Tree

danalyst.biz

12/8/2024

Today

Fiscal Year

2024

Month, Day

- ☐ Select all
- ☒ July
- ☒ August
- ☒ September
- ☒ October
- ☒ November
- ☒ December
- ☒ January

Day of Week

- ☐ Select all
- ☐ Sun
- ☐ Mon
- ☐ Tue
- ☐ Wed

Class - Genre

All

Product Status

All

Time of Day

Hourly Waterfall

Hourly Cume

15 Min Tree Map

Decomp Tree

