

Portfolio - Warehouse Efficiency Report

[View in Power BI](#) ↗

Last data refresh:
12/9/2024 12:01:32 AM UTC

Downloaded at:
12/9/2024 12:05:14 AM UTC



Picking Productivity - Units

Units Pick

Lines Pick

Orders Pick

- Job Description
- ☐ Allocation Coordinator
 - ☐ Material Handler
 - ☒ Picker
 - ☐ Returns Associate
 - ☐ Shipper
 - ☐ Supervisor
 - ☐ Warehouse Manager

Hours Worked per Job

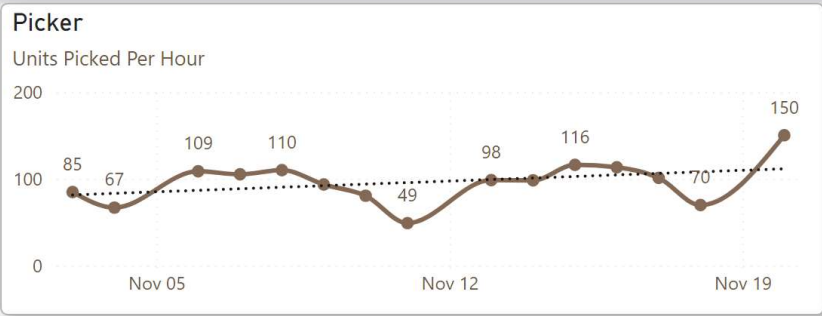
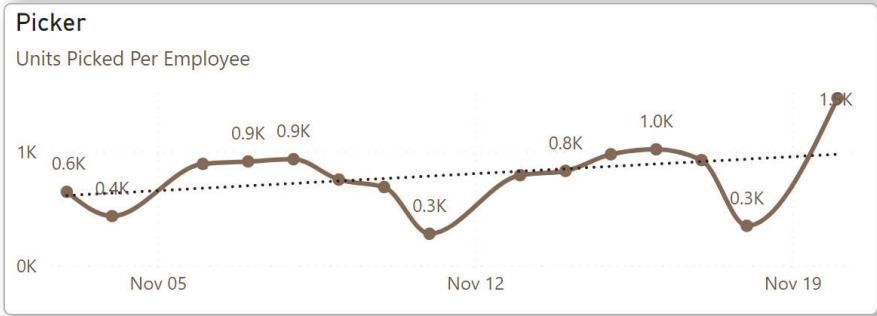
Pay Date	Picker
11/3/2023	84.00
11/4/2023	39.00
11/6/2023	82.00
11/7/2023	86.75
11/8/2023	84.75
11/9/2023	80.61
11/10/2023	85.50
11/11/2023	34.25
11/13/2023	80.50
11/14/2023	84.50
11/15/2023	84.00
11/16/2023	81.00
11/17/2023	91.50
11/18/2023	45.00
11/20/2023	107.50
Total	1,150.86

# of Employees	Job	11/3/2023	11/4/2023	11/6/2023	11/7/2023	11/8/2023	11/9/2023	11/10/2023	11/11/2023	11/13/2023	11/14/2023	11/15/2023	11/16/2023	11/17/2023	11/18/2023	11/20/2023
	Picker	11	6	10	10	10	10	10	6	10	10	10	9	10	9	11

Units Picked	11/3/2023	11/4/2023	11/6/2023	11/7/2023	11/8/2023	11/9/2023	11/10/2023	11/11/2023	11/13/2023	11/14/2023	11/15/2023	11/16/2023	11/17/2023	11/18/2023	11/20/2023
	7,119	2,607	8,913	9,124	9,326	7,536	6,886	1,679	7,927	8,296	9,753	9,173	9,251	3,139	16,119

Units / Employee	Job	11/3/2023	11/4/2023	11/6/2023	11/7/2023	11/8/2023	11/9/2023	11/10/2023	11/11/2023	11/13/2023	11/14/2023	11/15/2023	11/16/2023	11/17/2023	11/18/2023	11/20/2023
	Picker	647	435	891	912	933	754	689	280	793	830	975	1,019	925	349	1,456

Units / Hour	Job	11/3/2023	11/4/2023	11/6/2023	11/7/2023	11/8/2023	11/9/2023	11/10/2023	11/11/2023	11/13/2023	11/14/2023	11/15/2023	11/16/2023	11/17/2023	11/18/2023	11/20/2023
	Picker	85	67	109	105	110	93	81	49	98	98	116	113	101	70	150





Units Ship

Lines Ship

Orders Ship

- Job Description
- ☐ Allocation Coordinator

☐ Material Handler

☐ Picker

☐ Returns Associate

☒ Shipper

☐ Supervisor

☐ Warehouse Manager

Hours Worked per Job

Pay Date	Shipper
11/3/2023	72.00
11/4/2023	16.25
11/6/2023	83.25
11/7/2023	85.50
11/8/2023	86.25
11/9/2023	84.00
11/10/2023	77.00
11/11/2023	15.50
11/13/2023	80.50
11/14/2023	83.25
11/15/2023	86.50
11/16/2023	92.50
11/17/2023	80.00
11/18/2023	12.00
11/20/2023	87.50
Total	1,042.00

Shipping Productivity - Units

danalyst.biz

of Employees

Job	11/3/2023	11/4/2023	11/6/2023	11/7/2023	11/8/2023	11/9/2023	11/10/2023	11/11/2023	11/13/2023	11/14/2023	11/15/2023	11/16/2023	11/17/2023	11/18/2023
Shipper	9	3	10	10	10	10	9	3	10	10	10	11	10	3

Units Shipped

	11/3/2023	11/4/2023	11/6/2023	11/7/2023	11/8/2023	11/9/2023	11/10/2023	11/11/2023	11/13/2023	11/14/2023	11/15/2023	11/16/2023	11/17/2023	11/18/2023	11/20/2023
Shipper	7,213	2,624	9,073	9,164	9,082	7,392	6,888	1,679	7,914	8,302	9,562	9,405	9,416	3,110	12,660

Units / Employee

Job	11/3/2023	11/4/2023	11/6/2023	11/7/2023	11/8/2023	11/9/2023	11/10/2023	11/11/2023	11/13/2023	11/14/2023	11/15/2023	11/16/2023	11/17/2023	11/18/2023
Shipper	801	875	907	916	908	739	765	560	791	830	956	855	942	1,037

Units / Hour

Job	11/3/2023	11/4/2023	11/6/2023	11/7/2023	11/8/2023	11/9/2023	11/10/2023	11/11/2023	11/13/2023	11/14/2023	11/15/2023	11/16/2023	11/17/2023	11/18/2023
Shipper	100	161	109	107	105	88	89	108	98	100	111	102	118	259

Shipper

Units Shipped Per Employee

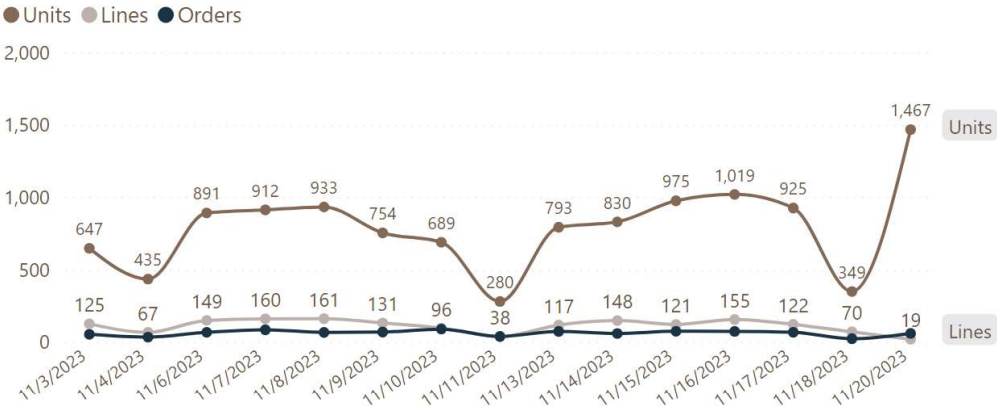
Date	Units Shipped Per Employee
Nov 05	0.8K
Nov 06	0.9K
Nov 07	0.9K
Nov 08	0.8K
Nov 09	0.7K
Nov 10	0.6K
Nov 11	0.9K
Nov 12	1.0K
Nov 13	0.9K
Nov 14	1.0K
Nov 15	1.1K
Nov 16	1.2K
Nov 17	1.3K

Shipper

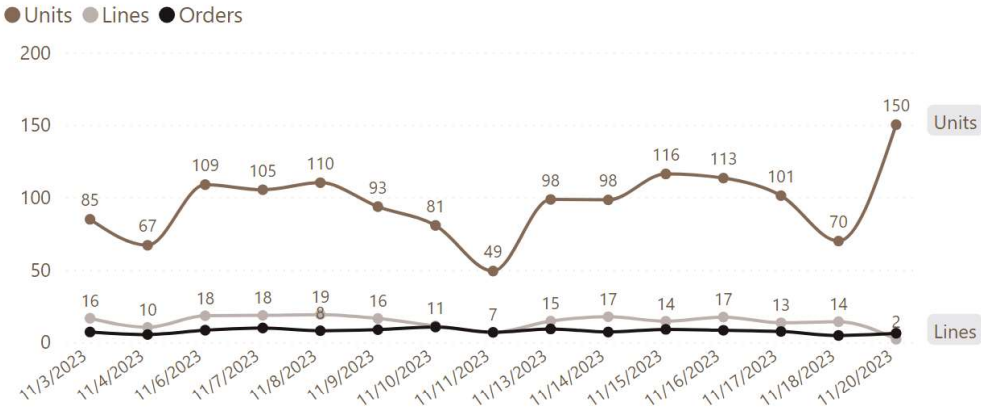
Units Shipped Per Hour

Date	Units Shipped Per Hour
Nov 05	100
Nov 06	161
Nov 07	109
Nov 08	107
Nov 09	88
Nov 10	89
Nov 11	108
Nov 12	98
Nov 13	100
Nov 14	111
Nov 15	102
Nov 16	118
Nov 17	259
Nov 18	145

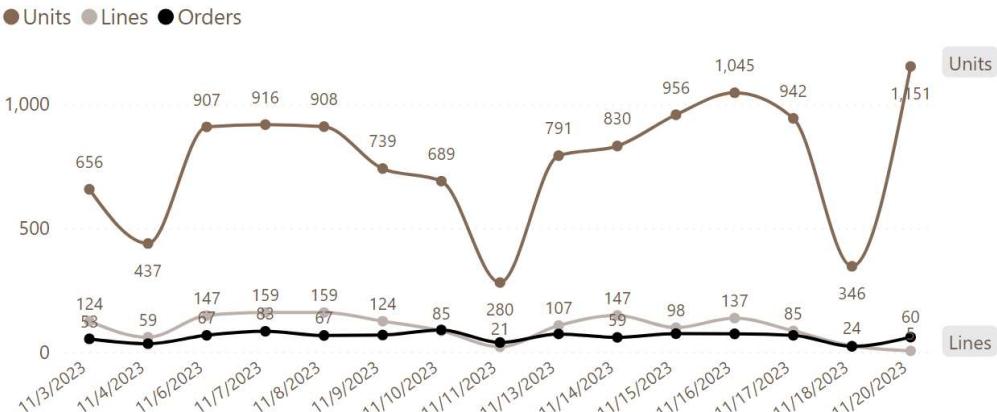
Picked Per Emp



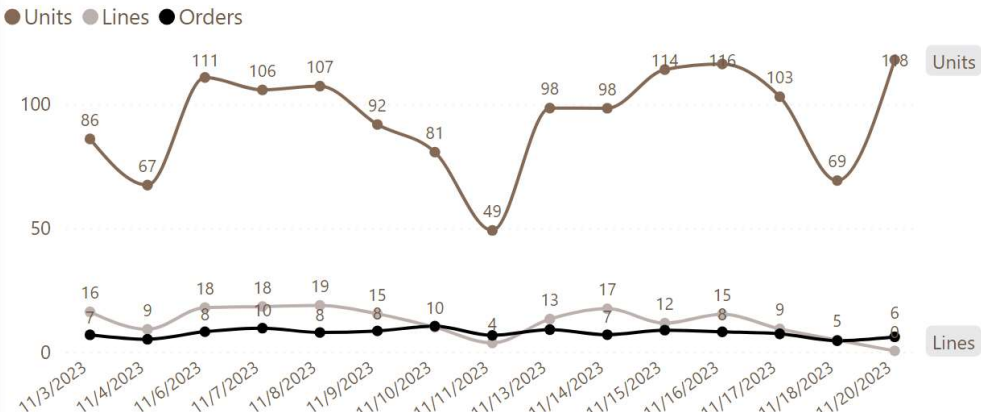
Picked Per Hr



Shipped Per Emp



Shipped Per Hr



7/29/2023



11/24/2023



Summary Class

Costumes - Non Holiday



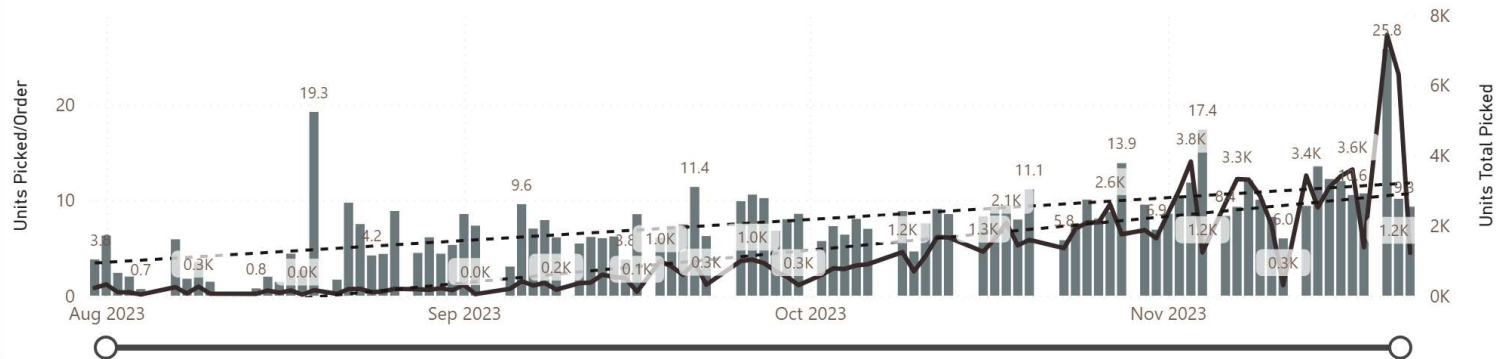
Date	Distinct Order Count	Units Picked Closed	Units Picked/ Order	Units Shipped Closed	Units Shipped/ Order
11/22/2023	131	1,221	9.3	43	0.3
11/21/2023	622	6,312	10.1	546	0.9
11/20/2023	288	7,438	25.8	764	2.7
11/18/2023	129	1,382	10.7	166	1.3
11/17/2023	341	3,598	10.6	461	1.4
11/16/2023	284	3,411	12.0	439	1.5
11/15/2023	253	3,092	12.2	261	1.0
11/14/2023	185	2,516	13.6	256	1.4
11/13/2023	364	3,424	9.4	438	1.2
11/11/2023	50	300	6.0	33	0.7
11/10/2023	244	2,013	8.3	282	1.2
11/9/2023	283	2,844	10.0	470	1.7
11/8/2023	274	3,307	12.1	422	1.5
11/7/2023	357	3,323	9.3	498	1.4
11/6/2023	316	2,639	8.4	184	0.6
11/4/2023	71	1,235	17.4	122	1.7
11/3/2023	323	3,823	11.8	461	1.4
11/2/2023	289	3,016	10.4	461	1.6
11/1/2023	272	2,335	8.6	168	0.6
10/31/2023	237	1,639	6.9	144	0.6
10/30/2023	196	1,869	9.5	274	1.4
10/28/2023	126	1,749	13.9	400	3.2
10/27/2023	297	2,607	8.8	311	1.0
10/26/2023	259	2,090	8.1	230	0.9
10/25/2023	207	2,083	10.1	450	2.2
10/24/2023	253	1,909	7.5	297	1.2
10/23/2023	233	1,354	5.8	170	0.7
Total	8,881	106,738	12.0	12,423	1.4

Units per Closed Order

danalyst.biz

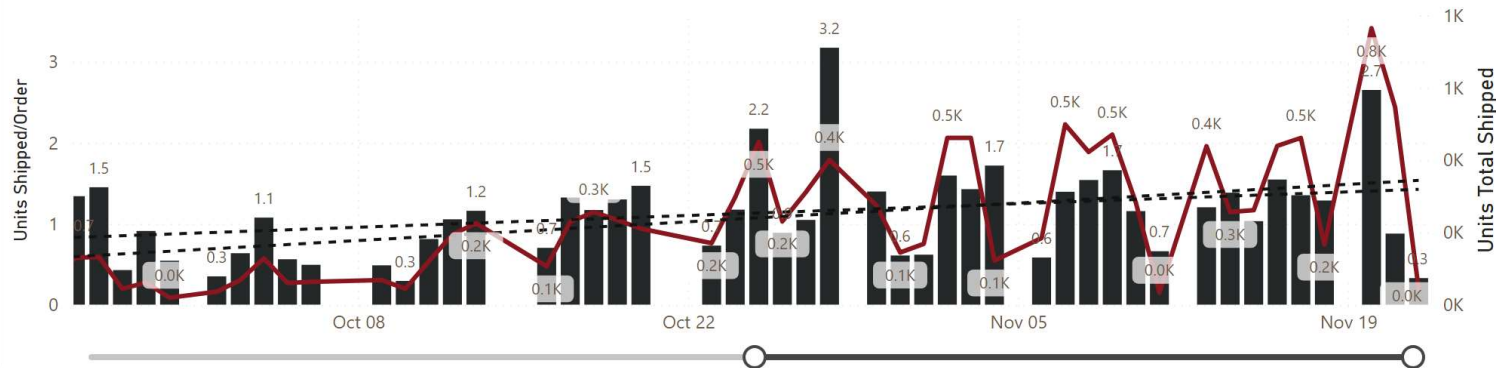
Units Total Picked & Picked per Order by Date

● Units Picked/Order ● Units Total Picked



Units Total Shipped & Shipped per Order by Date

● Units Shipped/Order ● Units Total Shipped



5/16/2023

10/23/2023

Orders

Lines

Units

Picking

Shipping

Order Date Open Sales Orders

danalyst.biz

Distinct Open Orders by Sales Order Date

Trans Type	8/1/2023	8/10/2023	8/12/2023	8/14/2023	8/30/2023	9/6/2023	9/11/2023	9/14/2023	9/15/2023	9/18/2023	9/20/2023	9/22/2023	9/26/2023	9/27/2023	9/28/2023	9/29/2023	9/30/2023	10/1/2023
<div>☐ Picking</div>		1					1	1				1			1	1		
11/20/2023																		
11/21/2023								1										
11/22/2023		1					1					1			1	1		
<div>☐ Shipping</div>	1		1	1	1	1	2	1	2	1	1	2	2	2		2	1	
10/9/2023																		
11/14/2023	1																	
11/15/2023																		
11/21/2023							2	1	2	1			1			1		
11/22/2023			1	1	1	1					1	2	1	2		1	1	
Total	1	1	1	1	1	1	3	2	2	1	1	3	2	2	1	3	1	

10/1/2023 

Orig Est Date Lines

Cur Est Date Lines

3/18/2024 

Picking

Shipping

Original Estimated Ship Date Open Lines

Distinct Open Lines by Original Estimated Ship Date

Trans Type	10/2/2023	10/3/2023	10/6/2023	10/9/2023	10/12/2023	10/13/2023	10/14/2023	10/15/2023	10/19/2023	10/20/2023	10/21/2023	10/22/2023	10/23/2023	10/25/2023	10/26/2023	10/27/2023
<input checked="" type="checkbox"/> Picking	1		1	2		1	1	8					3	1	1	1
11/13/2023																
11/14/2023																
11/16/2023																
11/17/2023																
11/20/2023				2				8								
11/21/2023						1							1		1	
11/22/2023	1		1				1						2	1		1
<input checked="" type="checkbox"/> Shipping		1	1	2	1	3		1	2	1	1	1	1		3	
10/9/2023				2												
11/7/2023																
11/8/2023																
11/10/2023																
11/14/2023																
11/15/2023				2												
11/16/2023																
11/17/2023																
11/18/2023																
11/20/2023																
11/21/2023			1			1				1			1		1	
11/22/2023		1	2	4	1	2	1	1	2	1	1	1	4	1	2	1
Total	1	1	2	4	1	3	1	9	2	1	1	1	4	1	4	1

1/1/2023



Orig Est Date Lines

Cur Est Date Lines

3/18/2024



Picking

Shipping

Current Estimated Ship Date Open Lines

danalyst.biz

Distinct Open Lines by Current Estimated Ship Date

Trans Type	11/15/2023	11/16/2023	11/17/2023	11/24/2023	11/25/2023	11/27/2023	1/4/2024	1/18/2024	Total
<input type="checkbox"/> Picking	6	2		672	1	708	1	1	1,390
11/13/2023						4			4
11/14/2023						4			4
11/16/2023	2					5			7
11/17/2023	4			8		25			37
11/20/2023				7		27			34
11/21/2023		2		564		311			876
11/22/2023				93	1	332	1	1	428
<input type="checkbox"/> Shipping			2	319		177			498
10/9/2023						2			2
11/7/2023						2			2
11/8/2023						1			1
11/10/2023						2			2
11/14/2023						2			2
11/15/2023						2			2
11/16/2023						3			3
11/17/2023						12			12
11/18/2023				1					1
11/20/2023				2		2			4
11/21/2023			2	186		80			268
11/22/2023				130		75			205
Total	6	2	2	991	1	878	1	1	1,881

8/25/2023 8/29/2023

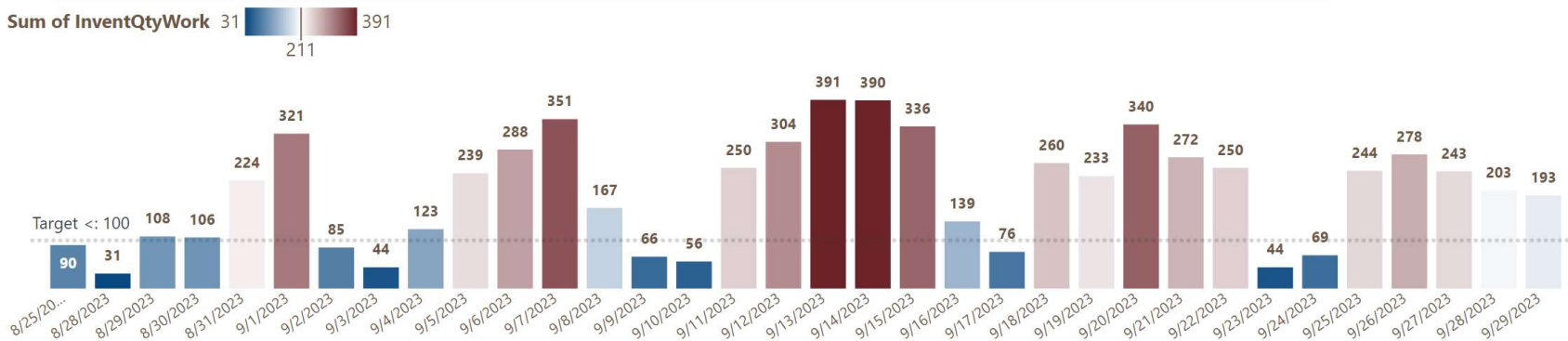
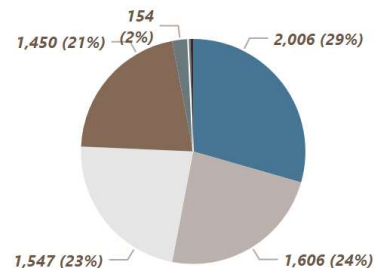


RMA Productivity

danalyst.biz

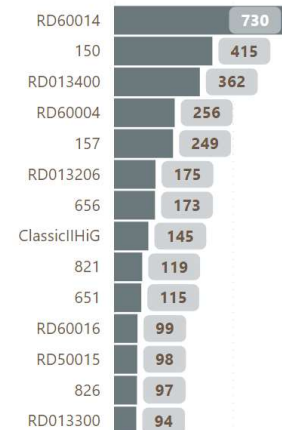
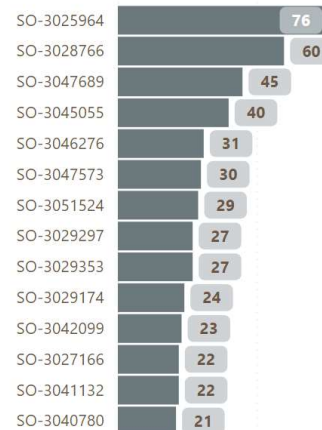
Empl 42 Empl 26 Empl 62

Sum of InventQtyWork 31 211 391



Closed Date	Qty Work	Naemld
11/20/2023	3	Empl 62
11/15/2023	2	Empl 62
11/9/2023	1	Empl 50
11/8/2023	1	Empl 50
11/8/2023	3	Empl 62
11/6/2023	1	Empl 50
11/3/2023	3	Empl 62
11/2/2023	6	Empl 62
11/1/2023	4	Empl 26
11/1/2023	34	Empl 62
10/31/2023	3	Empl 50
10/31/2023	2	Empl 62
10/30/2023	2	Empl 50
10/27/2023	14	Empl 62
10/26/2023	1	Empl 50
10/26/2023	78	Empl 62
10/25/2023	2	Empl 42
Total	6,814	

Sales Date	RMA Closed	#Days	#Orders	Qty Work	#Days	#Orders	Qty Work	#Days	#Orders	Qty Work	#Days	#Orders	Qty Work
8/25/2023		0	6	25									
8/28/2023					0	2	4						
8/29/2023		4	2	3									
8/30/2023											0	5	27
8/31/2023											1	3	4
9/1/2023		7	16	22									
9/5/2023		11	7	8				7	13	23	6	2	2
9/6/2023		12	2	7				8	2	7			
9/7/2023													
9/8/2023					11	1	2				9	1	2
9/11/2023													
9/12/2023					15	2	3				13	1	2
9/13/2023		19	8	9							14	1	1
9/14/2023					17	1	3				15	2	9
9/15/2023													
9/18/2023													
9/19/2023											20	4	6
9/20/2023											21	1	1



Items - Days Since Last Sold

ItemID Search

Search

- ☐ (Blank)
- ☐ 100
- ☐ 1000
- ☐ 10003
- ☐ 10005
- ☐ 10006
- ☐ 10007
- ☐ 10008
- ☐ 1001
- ☐ 10012
- ☐ 10013
- ☐ 10014
- ☐ 10016
- ☐ 10017
- ☐ 1002
- ☐ 10021
- ☐ 10023

Cust Name Search

Search

SalesID Search

Search

Item



1965

All Items

851

Items Sold

3119

Customers

93K

Sales Qty

765

FY24 Unsold

Sold - ItemId	Product	Sales Qty	Days Since Sold
1044	Product Number 240	1	466
RC18534	Product Number 455	4	466
RC18608	Product Number 614	0	466
RC18614	Product Number 763	19	466
RC19798	Product Number 278	8	466
RC20987	Product Number 1104	2	466
RC22706	Product Number 297	5	466
RC22785	Product Number 315	6	466
RC24550	Product Number 965	1	466
TH21015	Product Number 547	-1	466
TH21023	Product Number 863	2	466
10026	Product Number 1088	1	465
814	Product Number 5	2	465
RC17100	Product Number 571	9	465
RC18527	Product Number 309	14	465
RC21678	Product Number 1166	-1	465
RC22783	Product Number 299	6	465
RC22846	Product Number 1152	2	465
RC23886	Product Number 679	8	465
RC23887	Product Number 41	-1	465
RC23971	Product Number 970	-1	465
RC23991	Product Number 615	9	465
RD60015K	Product Number 949	4	465
TH20255	Product Number 80	9	465
476	Product Number 921	35	464
RC16871	Product Number 390	9	463
TH18139	Product Number 552	11	463
RC23870	Product Number 885	8	462
RC24574	Product Number 814	2	462

Date Sold	CustAccount	CustomerName	SalesId	Sales Qty
9/6/2023	225552	Customer Name 7	SO-3033161	8
9/11/2023	225552	Customer Name 7	SO-3037505	6
9/14/2023	33064	Customer Name 5725	SO-3041006	8
9/7/2023	447002	Customer Name 21	SO-3034619	11
9/12/2023	447002	Customer Name 21	SO-3037853	9
8/31/2023	45767	Customer Name 8118	SO-3027596	3
8/31/2023	45767	Customer Name 8118	SO-3027597	1
9/7/2023	45767	Customer Name 8118	SO-3033485	2
9/9/2023	45767	Customer Name 8118	SO-3035783	4
9/9/2023	45767	Customer Name 8118	SO-3036212	2
9/9/2023	45767	Customer Name 8118	SO-3036213	1
9/10/2023	45767	Customer Name 8118	SO-3036471	2
9/10/2023	45767	Customer Name 8118	SO-3036560	1
9/11/2023	45767	Customer Name 8118	SO-3036991	2
9/13/2023	45767	Customer Name 8118	SO-3039800	2
9/14/2023	45767	Customer Name 8118	SO-3040712	2
9/14/2023	45767	Customer Name 8118	SO-3041247	2
8/31/2023	525678	Customer Name 34	SO-3027824	26
9/12/2023	525678	Customer Name 34	SO-3038786	-1
9/12/2023	525678	Customer Name 34	SO-3038799	1
9/14/2023	525678	Customer Name 34	SO-3041385	6
8/31/2023	543334	Customer Name 27	SO-3027787	1
8/31/2023	543334	Customer Name 27	SO-3027792	-1
8/31/2023	543334	Customer Name 27	SO-3028098	2
8/31/2023	543334	Customer Name 27	SO-3028105	-2
9/1/2023	543334	Customer Name 27	SO-3028581	2
9/1/2023	543334	Customer Name 27	SO-3029342	7
9/3/2023	543334	Customer Name 27	SO-3030381	1
9/4/2023	543334	Customer Name 27	SO-3030839	4

FY24 Unsold


- TSD NOW #89
- TSD NOW #80
- TSD NOW #77
- TSD NOW #27
- TSD NOW #26
- TSD NOW #25
- TSD NOW #18
- TSD NOW #16
- TSD NOW #13
- TSD NOW #12
- TSD NOW #101
- TOE
- TIGHTS-TD1
- TH24160
- TH22080
- TH22079
- TH22078
- TH22070
- TH22066
- TH21299
- TH21293
- TH21288
- TH21287
- TH21286
- TH21285
- TH21281
- TH21031
- TH21030
- TH21027
- TH21026
- TH21021

Revised Est Ship Date

10/8/2023 3/14/2024

Back Order Ship ETA

danalyst.biz



Phone

Web

Summary Class

Multiple selections

Sales ID Search

Orig Est Ship	Rev Ship	Days Diff	Sales Order	SalesId	Summary Class	Order Qty	Sales	Phone / Web
1/1/1900	11/15/2023		11/15/2023	SO-3081315	Bags & Accessories	1	\$0.00	Phone
1/1/1900	11/15/2023		11/15/2023	SO-3081967	Bags & Accessories	1	\$0.00	Phone
1/1/1900	11/15/2023		11/15/2023	SO-3081972	Bags & Accessories	1	\$0.00	Phone
1/1/1900	11/15/2023		11/15/2023	SO-3081985	Bags & Accessories	1	\$0.00	Phone
1/1/1900	11/15/2023		11/15/2023	SO-3081999	Bags & Accessories	1	\$0.00	Phone
1/1/1900	11/15/2023		11/15/2023	SO-3082260	Bags & Accessories	4	\$0.00	Phone
1/1/1900	11/16/2023		11/16/2023	SO-3083084	Bags & Accessories	1	\$0.00	Phone
1/1/1900	11/16/2023		11/16/2023	SO-3083197	Bags & Accessories	1	\$0.00	Phone
1/1/1900	11/17/2023		11/17/2023	SO-3083887	Bags & Accessories	1	\$0.00	Phone
1/1/1900	11/17/2023		11/17/2023	SO-3084220	Bags & Accessories	1	\$0.00	Phone
8/13/2023	11/27/2023	106	8/10/2023	SO-3012123	Bags & Accessories	4	\$39.56	Web
8/15/2023	11/27/2023	104	8/12/2023	SO-3013335	Bags & Accessories	5	\$254.75	Web
8/26/2023	11/27/2023	93	8/23/2023	SO-3021192	Bags & Accessories	3	\$149.85	Web
9/2/2023	11/27/2023	86	8/30/2023	SO-3027270	Bags & Accessories	2	\$99.90	Web
9/14/2023	11/27/2023	74	9/11/2023	SO-3037717	Bags & Accessories	2	\$114.90	Web
9/16/2023	11/27/2023	72	9/13/2023	SO-3039771	Bags & Accessories	1	\$54.95	Web
9/16/2023	11/27/2023	72	9/14/2023	SO-3040445	Bags & Accessories	1	\$54.95	Web
9/21/2023	11/27/2023	67	9/18/2023	SO-3043913	Bags & Accessories	2	\$114.90	Web
9/23/2023	11/27/2023	65	9/20/2023	SO-3045884	Bags & Accessories	13	\$934.35	Web
9/24/2023	11/27/2023	64	9/22/2023	SO-3047403	Bags & Accessories	8	\$534.60	Web
9/25/2023	11/27/2023	63	9/22/2023	SO-3047879	Bags & Accessories	13	\$904.35	Web
9/25/2023	11/27/2023	63	9/22/2023	SO-3047939	Bags & Accessories	20	\$1,289.00	Web
9/28/2023	11/27/2023	60	9/26/2023	SO-3050003	Bags & Accessories	3	\$194.85	Web
9/29/2023	11/27/2023	59	9/27/2023	SO-3050909	Bags & Accessories	7	\$474.65	Web
9/30/2023	11/27/2023	58	9/27/2023	SO-3051672	Bags & Accessories	1	\$49.95	Web
Total						20,294	\$722,032.18	

December 2024

Sun	Mon	Tue	Wed	Thu	Fri	Sat
1	2	3	4	5	6	7
8	9	10	11	12	13	14
15	16	17	18	19	20	21
22	23	24	25	26	27	28
29	30	31				

January 2025

Sun	Mon	Tue	Wed	Thu	Fri	Sat
			1	2	3	4
5	6	7	8	9	10	11
12	13	14	15	16	17	18
19	20	21	22	23	24	25
26	27	28	29	30	31	

Order Quantity



ItemId	Quantity	Sales
1006	670	\$3,430.60
RC18605	586	\$16,907.59
1007	446	\$2,337.92
RC22846	418	\$9,297.02
RC20994	415	\$11,696.25
RC22667	410	\$9,058.81
1021	409	\$2,168.65
RC21601	399	\$13,464.04
RC19793	396	\$12,090.46
RC20976	369	\$11,379.38
RC22701	355	\$7,941.31
TH22041	346	\$10,823.79
1046	341	\$2,161.71
TH22046	336	\$8,951.71
RC23878	331	\$8,335.49
Total	20,294	\$722,032.18

1/1/2023  1/15/2024 

danalyst.biz

-100	106
------	-----

Sales

Summary Class

Class Group

Item Status

3.9

5.033

Avg Days Diff

Sales IDs

[illegible]

11/3/2023 4/5/2024

danalyst.biz

Select all

Allocation
Coordinator

Material Handler

Picker

Returns Associate

Shipper

Supervisor

Warehouse
Manager

Staff Count	11/3/2023	11/4/2023	11/6/2023	11/7/2023	11/8/2023	11/9/2023	11/10/2023	11/11/2023	11/13/2023	11/14/2023	11/15/2023	11/16/2023	11/17/2023	11/18/2023	11/20/2023
Allocation Coordinator	2	1	2	2	2	2	2	1	2	2	2	2	2	1	2
Material Handler	5	3	6	6	5	5	5	2	5	5	3	5	5	3	6
Picker	11	6	10	10	10	10	10	6	10	10	10	9	10	9	11
Returns Associate	1		2	2	2	2	1		2	2	2	2	1		2
Shipper	9	3	10	10	10	10	9	3	10	10	10	11	10	3	10
Total	28	13	30	30	29	29	27	12	29	29	27	29	28	16	31

Staff Hours	11/3/2023	11/4/2023	11/6/2023	11/7/2023	11/8/2023	11/9/2023	11/10/2023	11/11/2023	11/13/2023	11/14/2023	11/15/2023	11/16/2023	11/17/2023	11/18/2023	11/20/2023
Picker	84.00	39.00	82.00	86.75	84.75	80.61	85.50	34.25	80.50	84.50	84.00	81.00	91.50	45.00	107.50
Shipper	72.00	16.25	83.25	85.50	86.25	84.00	77.00	15.50	80.50	83.25	86.50	92.50	80.00	12.00	87.50
Material Handler	44.25	20.25	50.25	48.00	50.25	39.75	40.25	11.75	41.75	40.00	29.25	47.75	47.25	16.25	52.00
Allocation Coordinator	16.00	4.00	18.00	17.25	17.50	17.75	16.25	7.00	16.50	17.00	17.75	17.25	18.25	3.25	20.00
Employee 37	8.00	4.00	8.50	8.50	8.00	8.00	8.25	7.00	8.50	9.00	8.50	8.25	8.00	3.25	10.00
Employee 27	8.00		9.50	8.75	9.50	9.75	8.00		8.00	8.00	9.25	9.00	10.25		10.00
Returns Associate	8.00		15.00	15.00	15.00	15.00	8.00		14.75	15.00	16.00	16.25	7.75		14.75
Employee 60	8.00		8.00	8.00	8.00	8.00	8.00		7.75	8.00	8.00	8.25	7.75		7.75
Employee 1			7.00	7.00	7.00	7.00			7.00	7.00	8.00	8.00			7.00
Total	224.25	79.50	248.50	252.50	253.75	237.11	227.00	68.50	234.00	239.75	233.50	254.75	244.75	76.50	281.75