



The National PTA's Reflections program provides opportunities for recognition and access to the arts which boosts student confidence and success in the arts and in life.

Each year, over 300,000 students in Pre-K through Grade 12 create original works of art in response to a student selected theme. This 50+ year-old program helps them explore their own thoughts, feelings, and ideas, develop artistic literacy, increase confidence, and find a love for learning that will help them become more successful in school and in life.

The theme for the 2023-2024 program year is "I Am Hopeful Because..." Each entry must be a new piece, and must be the original work of only one student. Students may submit completed works of art in one or all of the six available arts categories. Student artists must complete the attached entry form and submit it, along with the original artwork, to the Palmetto Elementary PTA Reflections committee. A collection bin will be available in the Media Center from October 9, 2023 until dismissal on the contest deadline of Friday, October 20, 2023.

Click on the links below to learn more about the guidelines for each category:

<p><b><u>Visual Arts</u></b> <i>(Drawing, painting, ceramics, collage, jewelry, etc.)</i></p>	<p><b><u>Literature</u></b> <i>(Poetry, essay, short story, prose, drama)</i></p>	<p><b><u>Photography</u></b> <i>(Color, Black &amp; White, panorama, montage, etc.)</i></p>
<p><b><u>Dance Choreography</u></b> <i>(Ballet, Hip Hop, gymnastics floor, etc.)</i></p>	<p><b><u>Film Production</u></b> <i>(Animation, narrative, documentary, etc.)</i></p>	<p><b><u>Music Composition</u></b> <i>(Choral, A capella, orchestral, Jazz, contemporary, etc.)</i></p>

Artworks are submitted to the Reflections committee of Palmetto Elementary PTA, where they are first recognized, celebrated and judged by Primary (Pre-K through 2<sup>nd</sup>) and Intermediate (3<sup>rd</sup> through 5<sup>th</sup>) grade-level divisions. Winners will be announced and celebrated at the Palmetto Elementary 2023 Reflections Holiday Concert on December 15<sup>th</sup>. Palmetto Elementary PTA's Reflections committee then sends a selection of entries on to the Miami-Dade County Reflections council for judging. The final artworks submitted to Florida PTA by county councils are then considered for Awards of Excellence or Awards of Merit. Award of Excellence entries are then forwarded to National PTA to represent Florida at the National level.

Questions? Contact Alix Junor at 305-775-7708 or reflections.pes@gmail.com.



Entry Form

To be completed by PTA before distribution.

Local PTA Palmetto Elementary School PTA Local PTA ID 00001265

Local Program Chair Alix Junor Email reflections.pes@gmail.com Phone 305-775-7708

Council PTA Miami-Dade District PTA Region PTA South State PTA Florida

Member Dues Paid Date Insurance Paid Date Bylaws Approval Date 10/26/2021

Student Name Grade Age Classroom

Parent/Guardian Name Email Phone

Mailing Address City State Zip

Ownership in any submission shall remain the property of the entrant, but entry into this program constitutes entrant's irrevocable permission and consent that PTA may display, copy, reproduce, enhance, print, sublicense, publish, distribute and create derivative works for PTA purposes. PTA is not responsible for lost or damaged entries. Submission of entry into the PTA Reflections program constitutes acceptance of all rules and conditions. I agree to the above statement and the National PTA Reflections Official Rules.

Student Signature Parent/Guardian Signature

Grade Division (Check One)

- Primary (Pre-K-Grade 2)
Intermediate (Grades 3-5)
Middle School (Grades 6-8)
High School (Grades 9-12)
Special Artist (All Grades)

Arts Category (Check One)

- Dance Choreography
Film Production
Literature
Music Composition
Photography
Visual Arts

Title of Work Details

If background music is used in dance/film, citation is required. Include word count for literature. List musician(s) or instrumentation for music. List dimensions for photography/visual arts.

Artist Statement (In 10 to 100 words, describe your work and how it relates to the theme)

## Category Guidelines

### *Visual Arts*



**VISUAL ARTS** include many art forms that are visual in nature. The artist (student submitting entry) is a person who captures their own thoughts and ideas to create a visual piece of art.

**Accepted forms of visual art include:** Architecture (2D/3D), carpentry, ceramics, collages, photographic collages (multiple photos cut/pasted), computer-generated image, crafts, design, dioramas, drawing, fiberwork, jewelry, kites, metal etching/punch work, mobiles, painting, printmaking, sculpture and wind chimes. Reproductions or enlargements of other artwork are not accepted.


An explanation of the art form might be a useful addition to the artist statement. Whether an entry displays use of formal technique or a simple approach, it will be judged primarily on how well the student uses his or her artistic vision to portray the theme, originality and creativity.

**Copyright:** Use of copyrighted material, including any copyrighted cartoon characters or likeness thereof, is not acceptable in any visual arts submission, with the following exceptions:

- Visual artwork may include public places, well-known products, trademarks or certain other copyrighted material as long as that copyrighted material is incidental to the subject matter of the piece and/or is a smaller element of a whole. The resulting work cannot try to establish an association between the student and the trademark/business/material, or influence the purchase/non-purchase of the trademarked good.
- Visual arts collages may include portions of existing copyrighted works, such as photographs, magazine clippings, internet images and type cut out of a newspaper, as long as those portions of copyrighted works are used to create a completely new and different work of art.

#### **Submission Requirements:**

- Only new pieces of artwork inspired by the theme may be submitted.
- Each entry must be the original work of one student only.

- 
- 2D artwork (e.g. painting)
    - Dimensions must not exceed 24x30 inches, including matting.
    - Paper entries must be mounted on sturdy material.
    - Include one digital image of artwork with your submission.
  - 3D artwork (e.g. sculpture)
    - Must include packaging materials and 3 photos of the entry (a combination of angles) for judging, ID and exhibition purposes (entries that require assembling/repairing from transporting will be disqualified).
  - Framed artwork and artwork containing loose materials is not accepted. Matting is accepted.
  - Label back of entry/entry packaging with student name, title of artwork, arts category and division.
  - Submit artwork and student entry form according to your PTA's instructions.
  - Accepted file formats: JPEG, JPG, and PNG.

***All participants must also follow Official Rules for Participation***

## Category Guidelines

### *Literature*



**LITERATURE** is the art of writing. The **author** (student submitting entry) is a person who expresses their own thoughts and ideas through the use of words. Authors submit a single literary work, handwritten or typed, using grade-appropriate grammar, punctuation and spelling. Collections of literary work (such as poems and short stories) are not accepted.

**Consider the following literary styles to portray your original work of fiction or nonfiction:** Prose, Poetry, Drama, Reflective essay, Narrative, Short story.

An explanation of the storyline and/or the significance of the literature style might be a useful addition to the artist statement. Whether an entry displays formal writing technique or a simple approach, it will be judged primarily on how well the student uses his or her artistic vision to portray the theme, originality and creativity. Illustrated entries, including books, with pictures drawn by the student author are acceptable; however, only literary content is judged.

#### **Acceptable Use of Type, Dictation and Translation:**

- Be typed by another person as long as the original work or a copy of the original work is attached.
- Be dictated to another person and printed or typed in exact words as spoken by the student if the student is in pre-school, kindergarten or 1st grade. (Transcribers should make every attempt to retain the same level of language and accuracy that is reflected in the student's original work).
- Students for whom English is not their first language may submit literature entries in their own language. **An interpretive translation in English must accompany the entry.** Translators should make every attempt to retain the same level of language and accuracy that is reflected in the student's original work.

**Copyright:** Use of copyrighted material is prohibited. Plagiarized entries will be disqualified.



**Submission Requirements:**

- Only new pieces of artwork inspired by the theme may be submitted.
- Each entry must be the original work of one student only.
- Entry must not exceed 2,000 words.
- Hand written & typed entries are accepted on 8.5x11 paper (one sided only), PDF file.
- Number each page.
- Include student name, entry title, arts category and division on back of entry.

***All participants must also follow Official Rules for Participation***

## Category Guidelines

### *Photography*



**PHOTOGRAPHY** is the process of creating an image. The **photographer** (student submitting entry) is a person who captures their own thoughts and ideas with a camera. By focusing on objects using various lenses, filters and light sources, photographers may demonstrate the use of photographic techniques conventionally or digitally.

**Accepted forms of photography include:** A single photo, panoramic, photomontage (one print of multiple original photos), a multiple exposure, negative sandwich or photogram. Original black-and-white and color images are accepted.


**Non-accepted forms of photography include:** Entries with added graphics over the image, including lettering, are not accepted. Collages and collections of photos are not accepted. Original film (negatives or transparencies) and multidimensional pieces are not accepted.

Consider use of objects, lighting and the location to show a clear relation of the photo to the theme. An explanation of the photography process/form might be a useful addition to the artist statement. Whether an entry displays use of technologies or a simple approach, it will be judged primarily on how well the student uses his or her artistic vision to portray the theme, originality and creativity.

**Copyright:** Use of copyrighted material, including copyrighted cartoon characters or other such material, is not acceptable in any photography submission, with the following exception:

- Photographs may include public places, well-known products, trademarks or certain other copyrighted material as long as that copyrighted material is incidental to the subject matter of the piece and/or is a smaller element of a whole. The resulting work cannot try to establish an association between the student and the trademark/business/material, or influence the purchase/non-purchase of the trademarked good.

**Submission Requirements:**


- 
- Only new pieces of artwork inspired by the theme may be submitted.
  - Each entry must be the original work of one student only.
  - Print must be no smaller than 3x5 and no larger than 8X10 inches.
  - Print must be mounted on sturdy material such as cardboard or poster board not to exceed 11x14 inches, including matting.
  - Framed photos are not accepted.
  - Submit photo and student entry form according to your PTA's instructions.
  - Dimensions must be at least 640x960 (pixels) and 300 dpi (resolution).
  - Accepted file formats: JPEG, JPG, and PNG.

***All participants must also follow Official Rules for Participation***



## Category Guidelines

### *Dance Choreography*



**DANCE CHOREOGRAPHY** is the act of creating movement. The **choreographer** (student submitting entry) maybe the performer or one of the performers, but the choreographer does not have to perform in the entry.

**Consider the following styles and ensembles to portray your original choreography:** Ballet, Contemporary, Hip Hop, Jazz, Tap, Folk Dance, Religious Dance, Dance Ensembles (color guard/indoor guard), Ice Skating/Dancing and Gymnastics-floor Routine.

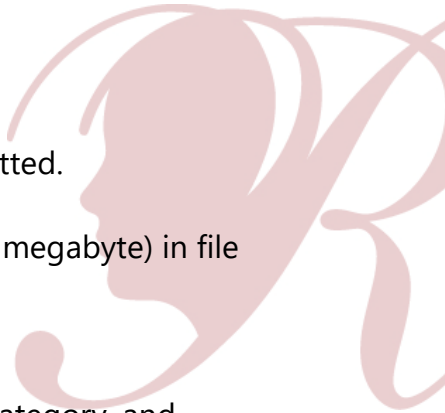
**Consider use of background song(s), props and the location to show a clear relation of the dance choreography to the theme.** An explanation of the origin of the dance and/or the significance of the choreography might be a useful addition to the artist statement when submitting a dance choreography entry that involves traditional, cultural or regional dances. Whether an entry displays formal dance technique or a simple approach, it will be judged primarily on how well the student uses his or her artistic vision to portray the theme, originality and creativity.

**Copyright:** Use of copyrighted material is prohibited. Plagiarized entries will be disqualified. Use of background music must be cited on the student entry form.

#### **Suggestions for Audio/Visual Quality:**

- Use a tripod to hold the camera still.
- Make sure there is plenty of lighting, especially if shooting indoors.
- Turn off all noise-making devices in the room (air conditioners, fans, telephones, etc.).
- Record a short test and listen to it. If needed, change the record volume or microphone location.
- Make sure the background music (if any) is audible on the recording.
- Allow for two seconds of silence at the beginning and end of your recording.

#### **Submission Requirements:**

- 
- Only new pieces of artwork inspired by the theme may be submitted.
  - Each entry must be the original work of one student only.
  - Video must not exceed 5 minutes in length and 1,000 MB (1,000 megabyte) in file size.
  - Accepted file formats include: .mp4, .mov, .avi file format.
  - Cite background music (if any) on the student entry form.
  - If necessary, label CD/DVD/flash drive with title of artwork, arts category, and division.
  - Submit dance video and student entry form according to your PTA's instructions.

***All participants must also follow Official Rules for Participation***

## Category Guidelines

### *Film Production*



**FILM PRODUCTION** is the process of making a film. The **producer** (student submitting the entry) is not required to appear in the film but if the student chooses to, a camera tripod may be used. All screenwriting, directing and editing must be done by the student producer. All entries must be original student footage. *PowerPoint presentations are prohibited.*

**Consider the following styles to portray your original work of fiction or nonfiction:**

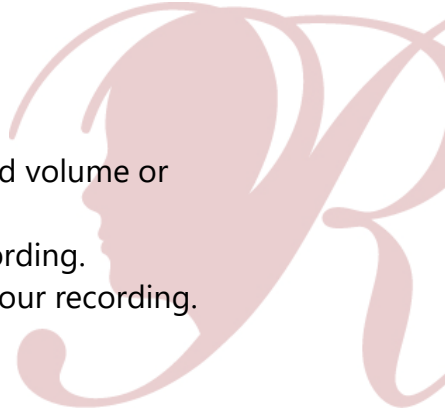
- **Animation:** Demonstrates motion by sequencing still objects or using computer-generated graphics.
- **Narrative:** Tells a fictional story developed by the student.
- **Documentary:** Presents facts and information.
- **Experimental:** Explores movement, light and montage.
- **Multimedia:** Uses a combination of different contents (text, audio, still images, animation, etc.).

An explanation of the storyline and/or the significance of the film style might be a useful addition to the artist statement. Whether an entry displays use of technologies or a simple approach, it will be judged primarily on how well the student uses his or her artistic vision to portray the theme, originality and creativity. *Software can be used to create an entry but only to enhance and/or present the work, not provide the primary design.*

**Copyright:** Entry may include public places, well-known products, trademarks or certain other copyrighted material as long as that copyrighted material is nonessential to the subject matter of the piece and/or is a smaller element of a whole. Use of background music must be cited on the student entry form.

**Suggestions for Audio/Visual Quality:**

- Use a tripod to hold the camera still
- Make sure there is plenty of lighting, especially if shooting indoors
- Turn off all noise-making devices in the room (air conditioners, fans, telephones, etc.)

- 
- Record a short test and listen to it. If needed, change the record volume or microphone location.
  - Make sure the background music (if any) is audible on the recording.
  - Allow for two seconds of silence at the beginning and end of your recording.


### **Submission Requirements**

- Only new pieces of artwork inspired by the theme may be submitted.
- Each entry must be the original work of one student only.
- Video must not exceed 5 minutes in length and 1,000 MB(1,000 megabyte) in file size.
- Accepted file formats include: .mp4, .mov, .avi.
- Use of background music must be cited on the student entry form.
- If necessary, label CD/DVD/flashdrive with title of artwork, arts category and division.
- Submit film and student entry form according to your PTA's instructions.

***All participants must also follow Official Rules for Participation***

## Category Guidelines

### *Music Composition*



**MUSIC COMPOSITION** is the process of creating a new piece of music. The **composer** (student submitting entry) is a person who expresses their own thoughts and ideas through the use of sound. The student composer may submit an entry performed by an individual or group and/or make use of a sound library generated performance of a composed score. Student composers are not required to perform their composition, but a recording of the composition must be included. *Middle and high school grade divisions must include music score/notation, either traditional or tablature, or a written reflective statement that provides a musically technical explanation of how the music was created (100 words or less).*

**Consider the following musical styles and instruments to portray your original composition:** A Cappella, Blues, Choral, Country, Electronic, Hip hop, Jazz, Latin, Musical, Orchestral, Pop, R&B, Religious, Rock, Symphonic/Concert Band and Traditional.

**All instruments, sounds, styles and combinations are accepted.** Software may be used to produce an audio recording. Entries containing algorithmic composition techniques are not accepted. An explanation of the origin of the music and/or the significance of the music style might be a useful addition to the artist statement when submitting a music composition that involves traditional, cultural or regional instruments. Whether an entry displays formal composition technique or a simple approach, it will be judged primarily on how well the student uses his or her artistic vision to portray the theme, originality and creativity.

#### **Suggestions for Audio Quality:**

- Do not place the recording device on top of an instrument(s) or speakers.
- Turn off all noise-making devices in the room (air conditioners, fans, telephones, etc.).
- Record a short test and listen to it. If needed, change the record volume or microphone location.
- Make sure the music is audible on the recording.
- Allow for two seconds of silence at the beginning and end of your recording.

### **Notation & Score: (Middle School & High School Divisions Only)**

- Notation is required for the middle and high school divisions. Accepted notations/scores: traditional or tablature music score/notation or a written reflective statement that provides a musically technical explanation of how the music was created (100 words or less).
- Accepted file types include PDF.
- Notation software may be used to create a score.
- Whether the score is hand-written or computer-generated, appropriate instrumentation and voicing are required for the performance.

**Copyright:** Use of copyrighted material is prohibited. Plagiarized entries will be disqualified.

### **Submission Requirements:**

- Only new pieces of artwork inspired by the theme may be submitted.
- Each entry must be the original work of one student only.
- Audio recording must not exceed 5 minutes in length and 1,000 MB (1,000 megabyte) in file size.
- Accepted audio file formats include: MP3 and WAV.
- If necessary, label CD/DVD/flash drive with title of artwork, arts category and division.
- Submit entry and student entry form to your PTA Reflections Chair.

***All participants must also follow Official Rules for Participation***