



Graphic Design Clients



DANIEL FAWCETT
Commercial Photographer

**FAWCETT
PHOTOS**

FP
**FAWCETT
PHOTOS**

My own Personal Branding

Professional Food Photography

Quick and Efficient
Photoshoots with
Fast Digital
Delivery



Perfect For



Scan to see Prices



DANIEL FAWCETT
Commercial Photographer

dan@fawcettphotos.com
07841 910907 – www.fawcettphotos.com

@fawcettphotos Fawcett Photos





Toby Treasures

Dogs > Memorials & Funerary > Memorials & Tombstones



VIDEO



Toby Treasures Inkless Paw Print Kit for Dog, Cat, Small Animal with Wooden Frame, Instructions, Embellishments - Instant Results, British Made - No Ink, No Clay, No Mess

[Visit the Toby Treasures Store](#)

2.9 ★★★★★ 6 ratings | [Search this page](#)

Currently unavailable.

We don't know when or if this item will be back in stock.

Brand	Toby Treasures
Age range (description)	Adult
Colour	White
Theme	Animal
Cartoon character	Cat

About this item

- GIVE YOUR PET PRIDE OF PLACE IN YOUR HOME by creating a unique memento with this paw print kit that enables you to quickly and easily display your pet and their paw print.
- EVERYTHING YOU NEED FOR NO MESS INSTANT RESULTS – this pet paw print kit contains an 8"/21cm solid wood frame with acrylic to protect your picture and paw print, a mount, two inkless wipes (so you can experiment) and paper, with optional embellishments.



Paw Print Kit

Treasure your pets!



Paw print kits for anyone who loves their pets and wants to make treasured memories.

Easy to use with instant results, Create a lasting memento of your furry friend!

Hang



Stand

Easy to use - full instructions included

Ideas and tips to help you make a fabulous treasured memory

• The special paper is bigger than you need so you can experiment.

• Each wipe will make more than one paw print and there are two wipes to use on one print.

• All you get the wipe on your finger you will make fingerprints on the special paper - so easy!

• Make a rough of the wipe on your finger print! You will have your pet's paw print on the paper - so easy!

• Make a rough of the wipe on your finger print! You will have your pet's paw print on the paper - so easy!

• Make a rough of the wipe on your finger print! You will have your pet's paw print on the paper - so easy!

• Make a rough of the wipe on your finger print! You will have your pet's paw print on the paper - so easy!

• Make a rough of the wipe on your finger print! You will have your pet's paw print on the paper - so easy!

• Make a rough of the wipe on your finger print! You will have your pet's paw print on the paper - so easy!

• Make a rough of the wipe on your finger print! You will have your pet's paw print on the paper - so easy!

• Make a rough of the wipe on your finger print! You will have your pet's paw print on the paper - so easy!

• Make a rough of the wipe on your finger print! You will have your pet's paw print on the paper - so easy!

• Make a rough of the wipe on your finger print! You will have your pet's paw print on the paper - so easy!

• Make a rough of the wipe on your finger print! You will have your pet's paw print on the paper - so easy!

• Make a rough of the wipe on your finger print! You will have your pet's paw print on the paper - so easy!

• Make a rough of the wipe on your finger print! You will have your pet's paw print on the paper - so easy!

• Make a rough of the wipe on your finger print! You will have your pet's paw print on the paper - so easy!

• Make a rough of the wipe on your finger print! You will have your pet's paw print on the paper - so easy!

• Make a rough of the wipe on your finger print! You will have your pet's paw print on the paper - so easy!

• Make a rough of the wipe on your finger print! You will have your pet's paw print on the paper - so easy!

• Make a rough of the wipe on your finger print! You will have your pet's paw print on the paper - so easy!

• Make a rough of the wipe on your finger print! You will have your pet's paw print on the paper - so easy!

• Make a rough of the wipe on your finger print! You will have your pet's paw print on the paper - so easy!

• Make a rough of the wipe on your finger print! You will have your pet's paw print on the paper - so easy!

• Make a rough of the wipe on your finger print! You will have your pet's paw print on the paper - so easy!

• Make a rough of the wipe on your finger print! You will have your pet's paw print on the paper - so easy!

• Make a rough of the wipe on your finger print! You will have your pet's paw print on the paper - so easy!

• Make a rough of the wipe on your finger print! You will have your pet's paw print on the paper - so easy!

• Make a rough of the wipe on your finger print! You will have your pet's paw print on the paper - so easy!

• Make a rough of the wipe on your finger print! You will have your pet's paw print on the paper - so easy!

• Make a rough of the wipe on your finger print! You will have your pet's paw print on the paper - so easy!

• Make a rough of the wipe on your finger print! You will have your pet's paw print on the paper - so easy!

• Make a rough of the wipe on your finger print! You will have your pet's paw print on the paper - so easy!

• Make a rough of the wipe on your finger print! You will have your pet's paw print on the paper - so easy!

• Make a rough of the wipe on your finger print! You will have your pet's paw print on the paper - so easy!

• Make a rough of the wipe on your finger print! You will have your pet's paw print on the paper - so easy!

• Make a rough of the wipe on your finger print! You will have your pet's paw print on the paper - so easy!

• Make a rough of the wipe on your finger print! You will have your pet's paw print on the paper - so easy!

• Make a rough of the wipe on your finger print! You will have your pet's paw print on the paper - so easy!

• Make a rough of the wipe on your finger print! You will have your pet's paw print on the paper - so easy!

• Make a rough of the wipe on your finger print! You will have your pet's paw print on the paper - so easy!

• Make a rough of the wipe on your finger print! You will have your pet's paw print on the paper - so easy!

• Make a rough of the wipe on your finger print! You will have your pet's paw print on the paper - so easy!

• Make a rough of the wipe on your finger print! You will have your pet's paw print on the paper - so easy!

• Make a rough of the wipe on your finger print! You will have your pet's paw print on the paper - so easy!

• Make a rough of the wipe on your finger print! You will have your pet's paw print on the paper - so easy!

• Make a rough of the wipe on your finger print! You will have your pet's paw print on the paper - so easy!

• Make a rough of the wipe on your finger print! You will have your pet's paw print on the paper - so easy!

• Make a rough of the wipe on your finger print! You will have your pet's paw print on the paper - so easy!

• Make a rough of the wipe on your finger print! You will have your pet's paw print on the paper - so easy!

• Make a rough of the wipe on your finger print! You will have your pet's paw print on the paper - so easy!

• Make a rough of the wipe on your finger print! You will have your pet's paw print on the paper - so easy!

• Make a rough of the wipe on your finger print! You will have your pet's paw print on the paper - so easy!

• Make a rough of the wipe on your finger print! You will have your pet's paw print on the paper - so easy!

• Make a rough of the wipe on your finger print! You will have your pet's paw print on the paper - so easy!

• Make a rough of the wipe on your finger print! You will have your pet's paw print on the paper - so easy!

• Make a rough of the wipe on your finger print! You will have your pet's paw print on the paper - so easy!

• Make a rough of the wipe on your finger print! You will have your pet's paw print on the paper - so easy!

• Make a rough of the wipe on your finger print! You will have your pet's paw print on the paper - so easy!

• Make a rough of the wipe on your finger print! You will have your pet's paw print on the paper - so easy!

• Make a rough of the wipe on your finger print! You will have your pet's paw print on the paper - so easy!

• Make a rough of the wipe on your finger print! You will have your pet's paw print on the paper - so easy!

• Make a rough of the wipe on your finger print! You will have your pet's paw print on the paper - so easy!

• Make a rough of the wipe on your finger print! You will have your pet's paw print on the paper - so easy!

• Make a rough of the wipe on your finger print! You will have your pet's paw print on the paper - so easy!

• Make a rough of the wipe on your finger print! You will have your pet's paw print on the paper - so easy!



www.tobytreasures.com

1. Align your photo and the wipe on the paper.
2. Use the wipe to make the paw print.
3. Make your print.
4. Be creative with the different backgrounds.

www.tobytreasures.com

No ink - No clay - No Mess

www.tobytreasures.com

Paw Print Kit

Easy to use kit to create a treasured memento of your pet - and no mess!



Optional embellishments included



Full instructions included



5 065003 155015

Proud to source
from British
manufacturers



Packaging and Logo for Pet Products



Inkless prints No mess!



www.tobytreasures.com

- Easy to use
more materials than you need so you can practice for the best results
- Non-toxic and safe
- Can be used with dogs, cats, rabbits, horses

Contents:

8" x 8" (203mm x 203mm) high quality solid wood frame, fitted with perspex and mount, two inkless wipes (one for practice), oversized inkless paper (allowing for practice), optional embellishments and full instructions

Contents may vary slightly - our suppliers occasionally change their products but variations will always be minor and meet our high quality standards

October 2019

NATIONAL GEOGRAPHIC

YORK




York


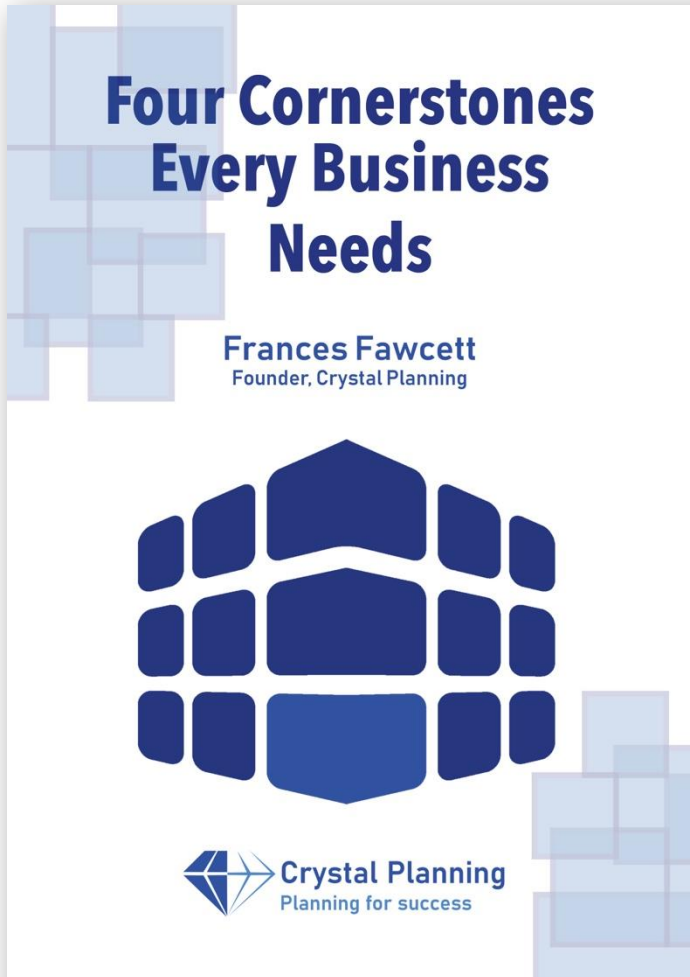
Photography by - Daniel Fawcett



Nat Geo Mock Ups




Logo/ Brand Design for Business Consultant Client (+Book Designs)



**Crystal
Planning**

7 STEPS YOU CAN
TAKE TODAY TO FIND
PEACE IN A CRISIS

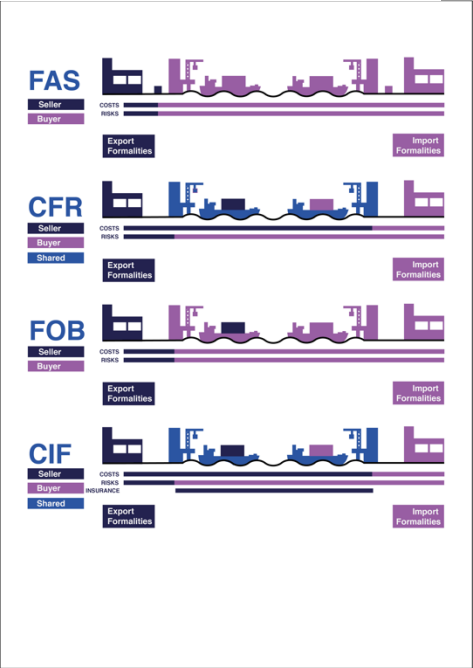
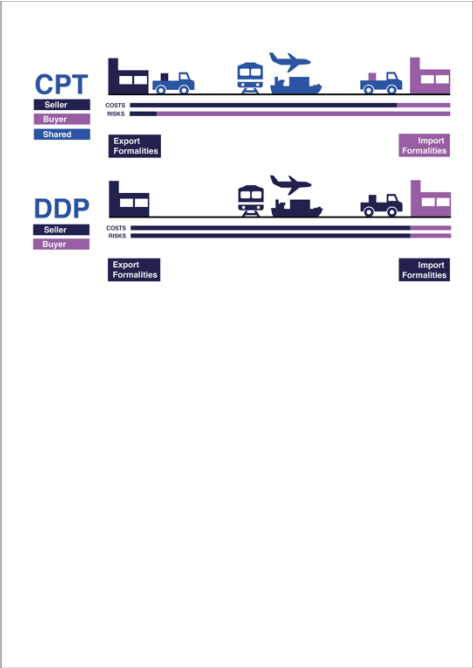
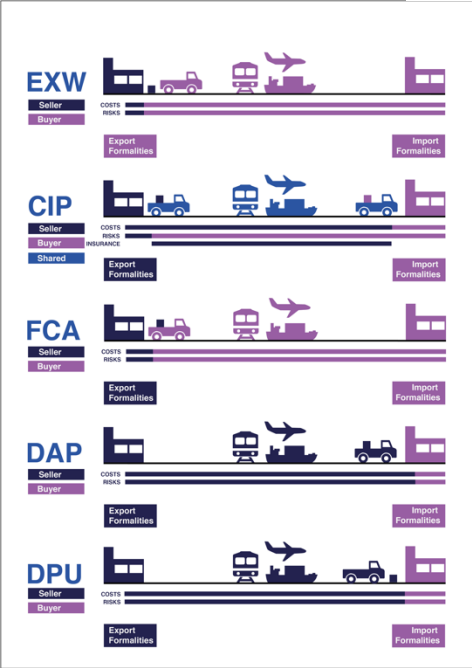
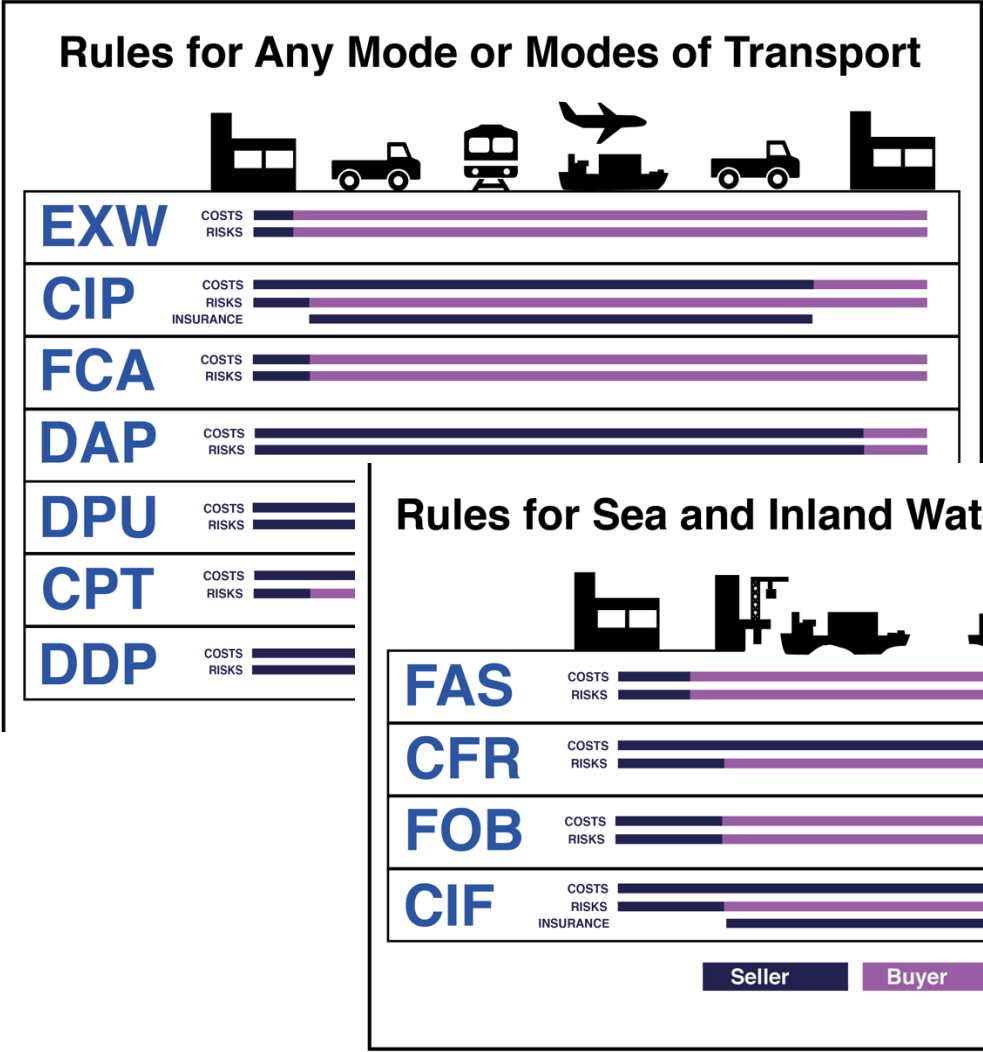


Frances Fawcett
Founder, Crystal Planning



Crystal Planning
Planning for success

Infographics and Graph Design



Logo Rebrand and Icons Created for Waste Client





 **AnyWaste**



 **AnyWaste**



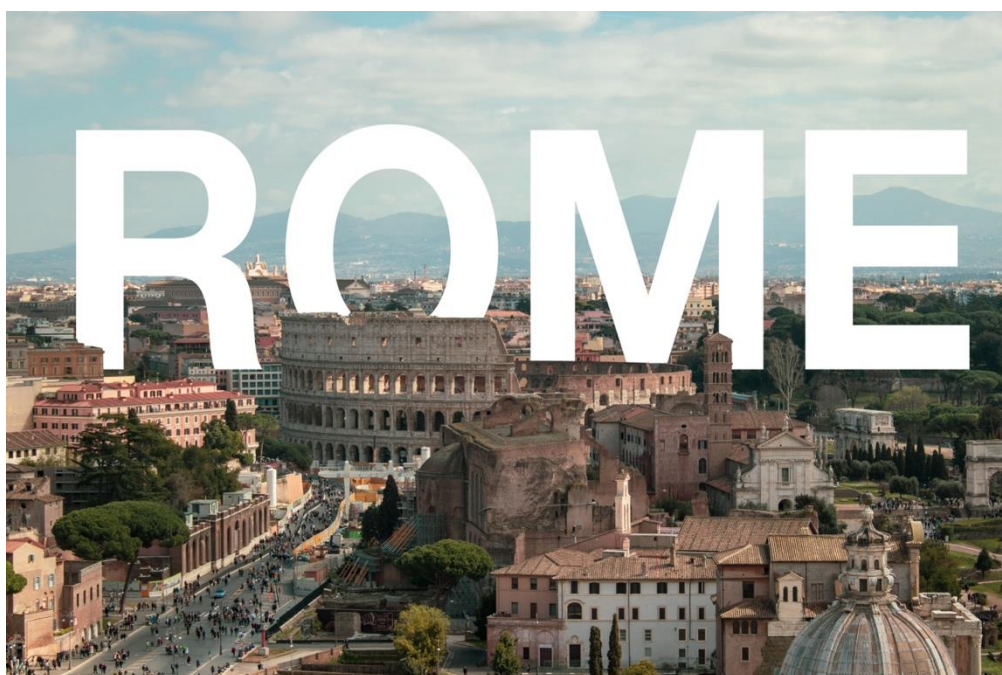
 **AnyWaste**





Album Cover Mock Ups






'Save Our World' College Project



Various Projects with UK Scout Association



HIGH CLIFFE SCOUTS

Highcliffe Scout Group Centenary Open Day

1st June 2024 1pm until 4pm

Come along and join Scouts of all ages celebrating 100yrs of Scouting in Highcliffe

Come and see traditional and modern Scouting skills - eat a s'more - sausage sizzle, cakes, tea, coffee and cold drinks

Entry free - small charge for some activities and food/drink

Scout Hut, Chewton Common Rd, BH23 5LZ

5th Christchurch (Highcliffe) Scout Group

5th Christchurch (Highcliffe) Scout Group

HIGH CLIFFE SCOUTS

#skillsforlife

100

Years of
Scouting

1924 - 2024

Registered Charity - 302216