

WHAT IS CDL HEALTH SCANNER?



TECHNOLOGY

CDL Health Scanner is a revolutionary preventative health tool for drivers. The scanner is accessed through your smartphone browser and uses your camera to scan your face and analyze key vital signs. **You scan your face every 5 days to accurately measure your blood pressure, body mass index, heart rate and respiratory rate.** CDL Health Scanner is a unique, driver-centric system that relies on patented Transdermal Optical Imaging to measure blood pressure.



HEALTH DATA

When combined with your **Body Mass Index (BMI)** data, risk-factors for **hypertension, type-2 diabetes, and Obstructive Sleep Apnea (OSA)** are revealed to the individual user through an easy-to-interpret results page.



DRIVER DISQUALIFICATIONS

The confidential CDL Health Scanner was developed specifically to protect your livelihood. With the transportation industry experiencing a shortage of close to 80,000 drivers each year— along with the fact that putting a new driver behind the wheel often involves a five-figure expense for the carrier—thousands of skilled drivers are disqualified from driving each month due to poor health outcomes such as high blood pressure, elevated sugar levels and/or OSA.



HEALTH EDUCATION

CDL Health Scanner not only alerts you of potential health risks, but it also provides health education focused on you and guides you toward resources that can assist with lifestyle changes. Often, drivers are completely unaware of some of these underlying medical conditions, and CDL Health Scanner aims to bring full awareness to these important metrics.



RESOURCES

The scanner provides support for drivers who may be at risk by providing them with the nearest location of one of the six thousand Higi health check stations. You can get free confirmation of your BP measurement by using a traditional pressure cuff. The CDL Health Scanner comes with education resources to make simple changes to help protect your license and livelihood.

- Higi Health Check Stations
- Medwell - Customized health coaching
- Dedicated Sleep - Sleep-apnea solutions



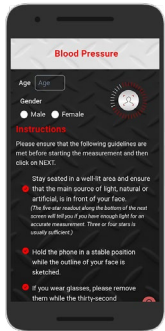
PERSONAL DRIVER TOOL

Every year 300,000 drivers lose your license due to poor health.¹ Your data is confidential and is not shared with anyone. This is strictly a tool for you to use as a self-check to stay on top of your own health risks that may impact your ability to retain your medical card.

- No download required
- Easy access online
- Available for Owner Operators and W2 Drivers

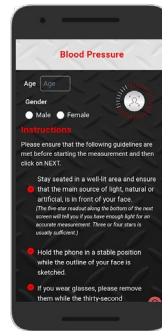
1. <https://www.fmcsa.dot.gov/>

HOW CDL HEALTH SCANNER WORKS



1. ACCESS THE APP


After you enroll, you can access the scanner on your smartphone browser. Enter a phone number and access code.



2. ENTER INFORMATION

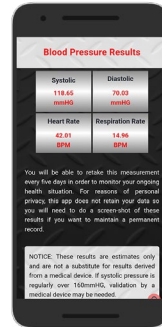
Before the scan, you enter your basic information.

- Age
- Gender



3. SCAN YOUR FACE

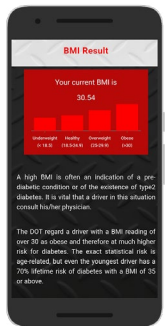
The app uses the phone camera to read your Blood Pressure, Heart Rate, and Respiratory Rate



4. VIEW RESULTS

After the scan, you can track key health information.

- Blood Pressure
- Heart Rate
- BMI
- Respiratory Rate



5. ENTER ADDITIONAL HEALTH INFORMATION

After entering additional health information like your height and weight, the app provides your potential health risks and gives education resources to make simple changes to help protect the your livelihood.

- Diabetes Resource
- Sleep Apnea Resource

