




SPECTIS™
MOULDERS INC.
Custom Polyurethane Products

MOULDINGS





MOULDINGS

NOTICE :

SPECTIS ADHESIVE MUST BE USED ON ALL BEDDING/BUTT JOINTS.

SPECTIS RESERVES THE RIGHT TO HOLLOW OUT THE BACK OF ANY PRODUCT WITHOUT NOTICE. SOME PRODUCTS MAY BE MADE AS ASSEMBLIES.



Inside Radius

Outside Radius



Elliptical Arch



Arch Radius



Photo above illustrates the use of the following Spectis products: moulding MD 1162, pre-radiused and straight.

FLEXIBLE MOULDING

Spectis has over 750 moulding profiles in our catalogue for use in just about any design situation. In addition to the rigid polyurethane, we also produce most of our profiles in either **Iron** or **Deco Flex**. These products can be used around a variety of radii and will match up to Spectis' rigid material. For specific application and pricing on Spectis' flexible material please contact your Spectis Customer Service representative. Refer to page 269 for flexible moulding installation instructions.



Iron Flex is an elastomeric semi-flexible material, which can be used in either interior or exterior applications. This material is limited to moulding profiles that are moulded in a lay down, flat back configuration.

Deco Flex is cellular polyurethane, which can only be used for interior applications. It can be used with most of our moulding profiles.

TECHNICAL DATA SHEET ————— IRON FLEX

DESCRIPTION

Iron Flex is a composite polyurethane elastomer system, formulated for the manufacture of flexible moulding and trim.

UNIQUE PROPERTIES

Iron Flex has become an industry standard with over 15 years of consistent performance in the production of flexible moulding. Iron Flex is specifically designed to produce an extremely flexible moulding that is nailable, stainable and paintable, to be used in place of wood millwork. Iron Flex outperforms natural wood in that it will not crack, rot, warp or allow insect infestation.

TYPICAL PROPERTIES: IRON FLEX

VISCOSITY;	A component	150 cps
	B component	4000 cps
RATIO; A/B	20/80	
SPECIFIC GRAVITY	1.3 g/cc	
DUROMETER SHORE A	88	
% SHRINK DURING CURE	0.05%	
CET; in/in/F x 10 -5	6.2	
SERVICE RANGE	-40 to 200 F	

1 • 8 0 0 • 6 8 5 • 9 9 8 1






POSTER DISPLAY UNIT



HD 102

MOULDING DISPLAY UNIT



HD 103

- 23" x 23" x 112"

Hand rotating moulding display with 40 moulding samples installed.

HD 103A

- 23" x 23" x 112"

Motor driven rotating moulding display with 40 moulding samples installed.

FLOOR DISPLAY



FD 100

MOULDING BOX



MB 100





MOULDINGS

NOTICE :

SPECTIS ADHESIVE MUST BE USED ON ALL BEDDING/BUTT JOINTS.



MD 1000

• 3 1/4" Projection • 3 1/4" Height • 12'2" Length



MD 1001

• 7" Projection • 6 1/2" Height • 12'0" Length • 3 7/8" Repeat



MD 1012 • 4 3/16" Projection • 4 13/16" Height
• 12'0" Length • 3 1/2" Repeat

MD 1346 • 6 5/16" Projection • 7 1/8" Height
• 12'0" Length • 5 1/4" Repeat



MD 1334

• 4 1/2" Projection • 4 3/8" Height • 12'0" Length



MD 1367

• 3 1/2" Projection • 4 1/4" Height • 9'6" Length • 10" Repeat



MD 1401

• 5 1/2" Projection • 5" Height • 12'0" Length • 3 3/8" Repeat



MD 1056

• 5 1/2" Projection • 5 1/2" Height • 11'9" Length • 5 1/8" Repeat



MD 1889

• 6 7/8" Projection • 6 7/8" Height • 11'3" Length • 5 1/8" Repeat



MD 1666

• 5 1/4" Projection • 7" Height • 12'0" Length • 3 1/4" Repeat



MD 1374

• 4 1/4" Projection • 3" Height • 12'0" Length • 2 1/8" Repeat



MD 1233

• 5 3/8" Projection • 7" Height • 11'8" Length • 15 9/16" Repeat



MD 1397

• 4 7/8" Projection • 7 3/8" Height • 12'0" Length • 5 1/2" Repeat



MD 1536WG

• 10" Projection • 8 3/8" Height • 12'0" Length
• 23 3/8" Repeat • **WOODGRAIN**

1 • 8 0 0 • 6 8 5 • 9 9 8 1





MD 1194
 • 10" Projection • 9" Height • 7'5 1/2" Length • 6 1/4" Repeat
 • **DISTRESSED LOOK**



MD 1072
 • 5" Projection • 9 1/4" Height • 6'0" Length • 5 1/4" Repeat



MD 1461
 • 5 1/2" Projection • 6 3/8" Height • 12'0" Length • 1 1/4" Repeat



MD 1310
 • 8 1/8" Projection • 4 5/8" Height • 12' Length
 • 32" Repeat



MD 1729
 • 8 1/8" Projection • 4 5/8" Height • 12'0" Length



MD 1399
 • 4 3/16" Projection • 8 3/4" Height • 12'0" Length • 8" Repeat



MD 1206
 • 4 3/4" Projection • 7" Height • 12'0" Length • 3 7/8" Repeat



MD 1327A • 5 3/8" Projection • 10 1/4" Height • 12' Length
MD 1327B • 5" Projection • 5" Height • 8'0" Length



MD 1197
 • 7 1/2" Projection • 13 1/2" Height • 7'7" Length
 • 12 3/4" Repeat • Plaster Master/Rough Surface



MD 1467
 • 2 11/16" Projection • 5 1/2" Height • 12'0" Length • 6" Repeat



MD 1940
 • 9 1/16" Projection • 9 1/4" Height • 6'0" Length



MD 1193
 • 9" Projection • 7" Height • 11'3 3/4" Length • 16 3/4" Repeat
 • Plaster Master/Rough Surface



MD 1237
 • 7 1/2" Projection • 11 3/4" Height • 12'0" Length • 3" Repeat





MOULDINGS

NOTICE :

SPECTIS ADHESIVE MUST BE USED ON ALL BEDDING/BUTT JOINTS.



MD 1036
• 6 1/2" Projection • 6 1/2" Height • 12'0" Length • 5 1/8" Repeat




MD 1312
• 4 5/8" Projection • 7 1/2" Height • 12'0" Length



MD 1362
• 9/16" Projection • 1 1/4" Height • 7'3" Length



MD 1615
• 1/2" Projection • 2 1/4" Height • 8'6" Length • 3 3/16" Repeat



MD 1183
• 1/2" Projection • 1 3/8" Height • 7'6 1/2" Length • 6" Repeat



MD 1603
• 1" Projection • 3 1/8" Height • 12'3/8" Length • 6 7/8" Repeat



MD 1260
• 2" Projection • 13 1/2" Height • 11'4" Length • 17 1/8" Repeat




MD 1797
• 1 9/16" Projection • 16" Height • 11'3" Length • 15" Repeat




MD 1154
• 6" Projection • 16" Height • 12'0" Length • 12" Repeat




MD 1240
• 2 9/16" Projection • 9" Height • 12'0" Length



MD 1803
• 3 1/4" Projection • 10" Height • 12'0" Length



MD 1805
• 3 1/2" Projection • 11 1/8" Height • 12'0" Length



MD 1241
• 5" Projection • 16" Height • 12'0" Length

1 • 8 0 0 • 6 8 5 • 9 9 8 1





MD 1039

• 2 7/8" Projection • 2 1/8" Height • 12'0" Length • 3 1/2" Repeat



MD 1195

• 1 1/8" Projection • 2 1/4" Height • 7'3" Length • 1 3/4" Repeat




MD 1423

• 1 1/16" Projection • 2 3/4" Height • 12'0" Length • 4 7/8" Repeat



MD 1057

• 1 1/4" Projection • 2 5/8" Height • 11'7" Length • 6" Repeat



MD 1491

• 1 1/4" Projection • 4 1/2" Height • 8'0" Length • 1 5/8" Repeat



MD 1691

• 2 3/8" Projection • 7 1/8" Height • 12'0" Length • 4 7/8" Repeat



MD 1690

• 3 3/16" Projection • 10 5/8" Height • 12'0" Length • 6 3/8" Repeat



MD 1496

• 1 3/16" Projection • 3 1/16" Height • 12'0" Length • 2 7/8" Repeat



MD 1132

• 2 3/4" Projection • 2 3/4" Height • 11'10" Length • 4 1/4" Repeat



MD 1086

• 2 11/16" Projection • 3 1/4" Height • 11'7" Length • 3 1/2" Repeat



MD 1824

• 3 1/4" Projection • 3 11/16" Height • 12'1" Length



MD 1185

• 2 1/2" Projection • 4 1/4" Height • 11'10" Length • 7/8" Repeat



MD 1398

• 6 3/8" Projection • 8" Height • 12'0" Length • 1 13/16" Repeat





MOULDINGS

NOTICE :

SPECTIS ADHESIVE MUST BE USED ON ALL BEDDING/BUTT JOINTS.



MD 1024

• 2 1/4" Projection • 4 5/8" Height • 11'8" Length • 22" Repeat



MD 1375

• 2 1/2" Projection • 6" Height • 12'0" Length • 11" Repeat



MD 1311

• 2 3/4" Projection • 4 3/4" Height • 12'0" Length • 11/16" Repeat



MD 1313

• 1 7/8" Projection • 4 3/4" Height • 12'0" Length



MD 1275

• 1 13/16" Projection • 6 1/8" Height • 12'0" Length



MD 1360

• 1 1/2" Projection • 8 3/4" Height • 11'1" Length • 9 1/2" Repeat



MD 1045

• 5/8" Projection • 2 5/8" Height • 11'0" Length • 1 7/8" Repeat



MD 1359

• 11/16" Projection • 5" Height • 12'0" Length • 3" Repeat



MD 1344

• 1 1/2" Projection • 3" Height • 7'11" Length • 1 3/8" Repeat



MD 1060

• 15/16" Projection • 3" Height • 12'0" Length • 1 1/2" Repeat



MD 1901

• 1 15/16" Projection • 4 5/8" Height • 7'9 1/4" Length • 31/32" Repeat



MD 1902

• 1 3/4" Projection • 4 11/16" Height • 7'10 1/4" Length • 1 5/16" Repeat



MD 1488

• 1" Projection • 3 1/8" Height • 12'0" Length • 11/16" Repeat



MD 1441

• 1 3/8" Projection • 8 1/2" Height • 7'3" Length

1 • 8 0 0 • 6 8 5 • 9 9 8 1



MOULDINGS



MD 1328

• 3/4" Projection • 6" Height • 12'0" Length



MD 1239

• 5/8" Projection • 3" Height • 11'8" Length



MD 1117

• 3/4" Projection • 3 3/8" Height • 8'0" Length • 8 1/16" Repeat



MD 1796

• 13/16" Projection • 6" Height • 5'0" Length



MD 1111

• 7/8" Projection • 4 3/8" Height • 10'10" Length • 11" Repeat



MD 1140

• 1" Projection • 6 1/4" Height • 8'0" Length



MD 1115

• 3/4" Projection • 6 3/4" Height • 12'0" Length • 1 1/2" Repeat



MD 1404

• 1" Projection • 6" Height • 5'9" Length • 7/8" Repeat



MD 1329-6

• 3/4" Projection • 6" Height • 7'10 5/8" Length • 5 1/4" Repeat

MD 1329-8

• 3/4" Projection • 8" Height • 7'11 3/8" Length • 7 3/8" Repeat



MD 1556

• 1" Projection • 5" Height • 12'0" Length



MD 1894

• 1 3/4" Projection • 8" Height • 12'0" Length • 12" Repeat



MD 1247

• 1" Projection • 9 3/4" Height • 8'0" Length • 2'3/16" Repeat



MD 1186

• 1 7/8" Projection • 11 3/8" Height • 10'10" Length





MOULDINGS

NOTICE :

SPECTIS ADHESIVE MUST BE USED ON ALL BEDDING/BUTT JOINTS.



MD 1010

• 2 1/4" Projection • 12" Height • 11'2" Length • 7 3/8" Repeat



MD 1196

• 7/8" Projection • 12 1/2" Height • 11' 8 3/4" Length • 15 3/4" Repeat



MD 1296

• 1 3/4" Projection • 16" Height • 12'0" Length • 1'11 3/4" Repeat



MD 1123

• 1" Projection • 2 1/4" Height • 12'0" Length • 1 3/8" Repeat



MD 1110

• 2 1/8" Projection • 4" Height • 12'0" Length • 2 1/2" Repeat



MD 1814

• 5/8" Projection • 1 1/8" Height • 8'0" Length



MD 1032

• 1 3/8" Projection • 2 3/4" Height • 11'5" Length • 2 5/8" Repeat



MD 1291

• 2 3/4" Projection • 3 1/4" Height • 12'0" Length



MD 1309

• 3 1/2" Projection • 5" Height • 12'0" Length
• 2 3/8" Repeat



MD 1636

• 1 1/2" Projection • 3 1/4" Height • 11'11 3/4" Length
• 1 9/16" Repeat



MD 1308

• 2 9/16" Projection • 3 3/8" Height • 12'0" Length
• 1 3/16" Repeat



MD 1493

• 2 3/4" Projection • 4 15/16" Height • 12'0" Length • 12" Repeat

1 • 8 0 0 • 6 8 5 • 9 9 8 1





MD 1349
 • 2 3/4" Projection • 5" Height • 11'6" Length • 1 1/4" Repeat



MD 1504
 • 4" Projection • 4" Height • 12'0" Length • 1 1/4" Repeat



MD 1671
 • 7" Projection • 7" Height • 12'0" Length • 2" Repeat



MD 1705
 • 6 3/4" Projection • 6 1/8" Height • 12'0" Length • 2 5/8" Repeat



MD 1031
 • 2 7/8" Projection • 5 7/8" Height • 12'0" Length • 2 5/8" Repeat



MD 1348
 • 6" Projection • 6" Height • 11'7" Length • 2 1/8" Repeat



MD 1454
 • 8 1/2" Projection • 8 1/2" Height • 12'0" Length
 • 3" Repeat



MD 1340
 • 6 1/8" Projection • 6 3/4" Height • 11'8" Length • 3" Repeat



MD 1490
 • 7 3/8" Projection • 7 3/8" Height • 12'0" Length • 1 5/8" Repeat



MD 1368
 • 5 5/16" Projection • 9 13/16" Height • 11'4 9/16" Length
 • 2 5/8" Repeat



MD 1564
 • 9 15/16" Projection • 12 1/2" Height • 12'0" Length
 • 3 3/8" Repeat





MOULDINGS

NOTICE :

SPECTIS ADHESIVE MUST BE USED ON ALL BEDDING/BUTT JOINTS.



MD 1061

• 8 3/4" Projection • 7 1/4" Height • 11'2" Length • 3" Repeat



MD 1767

• 15" Projection • 12" Height • 6'5 1/8" Length



MD 1096

• 5 3/8" Projection • 10 1/8" Height • 12'0" Length • 4 13/16" Repeat



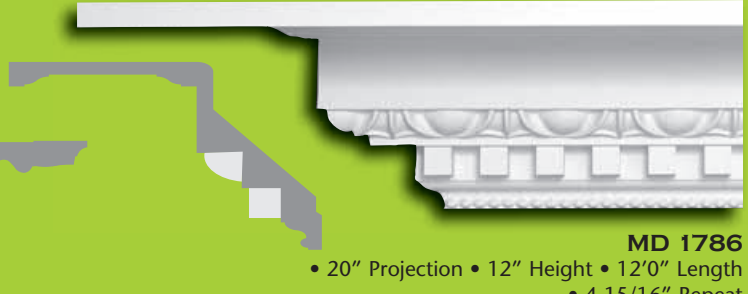
MD 1460

• 11 9/16" Projection • 17 3/4" Height • 12'0" Length • 5 3/8" Repeat



MD 1428

• 8 " Projection • 8 1/8" Height • 11'5" Length • 2 7/16" Repeat



MD 1786

• 20" Projection • 12" Height • 12'0" Length
• 4 15/16" Repeat



MD 1573

• 14 1/2" Projection • 15 1/2" Height • 12'0" Length



MD 1416

• 1 1/2" Projection • 5 1/2" Height • 6'0" Length • 8" Repeat



MD 1417

• 1 1/2" Projection • 11" Height • 6'0" Length • 1'6" Repeat



MD 1292

• 1 1/4" Projection • 5 5/8" Height • 8'0" Length • 9 3/16" Repeat

1 • 8 0 0 • 6 8 5 • 9 9 8 1





MD 1670
 • 1" Projection • 3 1/2" Height • 12'0" Length • 3" Repeat



MD 1537
 • 1 1/2" Projection • 9 1/2" Height • 12'0" Length • 12" Repeat



MD 1074
 • 1 3/4" Projection • 11 1/2" Height • 10'9" Length • 6 3/4" Repeat



MD 1931
 2 3/4" Projection • 5 3/8" Height • 6'0" Length • 3 1/2" Repeat



MD 1724
 • 4" Projection • 8 1/2" Height • 12'1" Length • 5" Repeat



MD 1502
 • 1" Projection • 2 5/8" Height • 12'0" Length • 1" Repeat



Photo above illustrates the use of Spectis moulding MD 1179.

MOULDING SET



MD 1320
 • 7" Projection • 6 7/8" Height • 6'6" Length
 • Use on centre of wall
 • 15" of smooth moulding on each end



MD 1299
 • 7" Projection • 6 7/8" Height • 12'0" Length
 • Use to extend MD 1320 & to make outside corners



MD 1321
 • 7" Projection • 6 7/8" Height • 6'6" Length
 • Use to make 2 inside corners when cut
 • 5" of smooth moulding on each end






MOULDINGS

NOTICE :

SPECTIS ADHESIVE MUST BE USED ON ALL BEDDING/BUTT JOINTS.



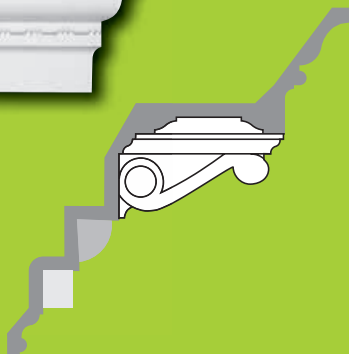
MD 1259

This moulding is made as one piece with the blocks to be added.

NOTE: The corbels BL 2476 and plates (see page 44) are sold separately.

MD 1259

- 12" Projection
- 12 3/4" Height
- 11'7" Length



MD 1242

This moulding is made up of three pieces of moulding which can be shipped unassembled for ease of mitering or it can be shipped assembled.

NOTE: The corbels BL 2483 and plates (see page 42) are sold separately.



MD 1242

- 24" Projection
- 24" Height
- 12'0" Length



1 • 8 0 0 • 6 8 5 • 9 9 8 1





MD 1484
• 36 " Projection
• 36" Height
• 12'0" Length



MD 1484
This moulding is made up of five pieces of moulding which can be shipped unassembled for ease of mitering or it can be shipped assembled.

NOTE: The corbels (BL 2604A) and plates (BL 2604B & C see page 43) are sold separately.



The above moulding measures 36" X 36" X 12' long. It was produced with the corbels shipped separately for easy spacing after installation.

NOTE: The corbels and plates are sold separately.



LARGE MOULDING



Spectis makes products light, large, and durable! Using Spectis' one-piece cornices eliminates the need for multiple scaffolding setups and permits for simpler blocking, which shortens installation time, allowing for greater contractor profitability! Contact your customer service representative for Spectis' one-piece cornice.





MOULDINGS

NOTICE :

SPECTIS ADHESIVE MUST BE USED ON ALL BEDDING/BUTT JOINTS.



MD 1029

• 6 3/4" Projection • 6 1/4" Height • 11'7" Length • 7" Repeat



MD 1245

• 7 3/16" Projection • 6 3/8" Height • 12'0" Length • 4 1/2" Repeat



MD 1064

• 8 1/2" Projection • 8 1/2" Height • 11'7" Length • 7" Repeat



MD 1014

• 11 1/4" Projection • 9 1/4" Height • 11'7" Length • 10" Repeat



Photo above illustrates the use of Spectis moulding MD 1242.



MD 1063

• 12" Projection • 12 3/4" Height • 11'6" Length • 10 3/4" Repeat



MD 1515

• 7 1/2" Projection • 7 1/2" Height • 12'0" Length
• 3" Space • 1 1/4" Dentil



MD 1930

• 6 13/16" Projection • 9 11/16" Height • 12'0" Length
• 1 11/16" Repeat



MD 1218

• 3 1/8" Projection • 4" Height • 12'0" Length
• 2" Repeat • 1 1/4" x 1 1/4" Dentil

FINISHING

All Spectis' products are shipped "double primed" with an exterior grade latex paint and are ready for use. We recommend final finishing after installation is complete for the most consistent appearance possible. Please see "finishing" recommendations (on page 267) for more information.



1 • 8 0 0 • 6 8 5 • 9 9 8 1





MD 1125
 • 3 1/2" Projection • 4" Height • 12'0" Length • 2 1/4" Repeat



MD 1333
 • 5" Projection • 7" Height • 7'11" Length • 3" Repeat



MD 1022
 • 4 1/4" Projection • 4 3/4" Height • 12'0" Length
 • 1" Repeat • 1/2" x 1/2" Dentil



MD 1179
 • 6" Projection • 7 1/4" Height • 12'0" Length
 • 1/2" Space • 3/4" Dentil



MD 1421
 • 4 1/4" Projection • 5 7/8" Height • 12'0" Length
 • 2 3/4" Repeat • 1 3/4" Dentil



MD 1141
 • 5" Projection • 5 1/4" Height • 12'0" Length • 4 1/2" Repeat



MD 1886
 • 5 7/8" Projection • 8 7/8" Height • 12'0" Length • 4 1/2" Repeat



MD 1426
 • 4 11/16" Projection • 7 1/4" Height • 12'0" Length
 • 2 1/2" Space • 3" Dentil



Photo above shows use of Spectis custom moulding and columns with cap & base





MOULDINGS

NOTICE :

SPECTIS ADHESIVE MUST BE USED ON ALL BEDDING/BUTT JOINTS.



MD 1701
• 16 7/8" Projection • 19 7/8" Height • 12'0" Length
• 1" Space • 2 1/4" Dentil
MD 1701L-6.5/12
MD 1701R-6.5/12



MD 1919
• 7" Projection • 11" Height • 12'0" Length • 3 1/2" Repeat



MD 1152
• 5" Projection • 8 1/4" Height • 12'0" Length • 1 1/4" Repeat



MD 1392
• 4" Projection • 14 1/4" Height • 12'0" Length • 7 1/4" Repeat



MD 1175A
• 4 3/4" Projection • 8 1/4" Height • 12'0" Length
• 4" Repeat • 2" x 3" Dentil



MD 1269
• 6 1/2" Projection • 7 1/2" Height • 12'0" Length



MD 1356
• 5 1/8" Projection • 4 1/2" Height • 11'7" Length
• 1 3/4" Space • 7/8" Dentil



MD 1047
• 7 1/2" Projection • 7 1/2" Height • 12'0" Length • 4 1/4" Repeat



MD 1026
• 8 5/8" Projection • 8" Height • 12'1" Length
• 2 7/8" Repeat • 3/4" x 1 3/4" Dentil



MD 1089
• 5 3/8" Projection • 8 1/8" Height • 12'0" Length
• 1 3/4" x 3 1/2" Dentil • 7/8" Space



MD 1756
• 11" Projection • 9 1/2" Height • 12'0" Length • 3" Space • 3" Dentil

1 • 8 0 0 • 6 8 5 • 9 9 8 1





MD 1668

• 2 1/4" Projection • 2 3/8" Height • 12'0" Length • 2" Repeat



MD 1316

• 4 1/4" Projection • 9 3/8" Height • 12'0" Length
• 1 3/4" Repeat



MD 1885

• 4" Projection • 5 7/8" Height • 12'0" Length • 3 3/4" Repeat



MD 1762

• 3 3/4" Projection • 8 1/4" Height • 12'1/2" Length
• 1 1/16" Space • 1 1/16" Dentil



MD 1408

• 4 1/2" Projection • 8" Height • 12'0" Length
• 7" Repeat • 3/4" x 3 1/4" Dentil



MD 1412A

• 7" Projection • 14 3/8" Height • 12'0" Length
• 1 1/2" Space • 1 1/2" Dentil

MD 1412B

• 7" Projection • 14 3/8" Height • 12'0" Length
• 1 1/2" Space • 1 1/2" Dentil • No Flat Board on Top



MD 1580

• 10 3/4" Projection • 19 1/2" Height • 12'0" Length • 5 1/4" Repeat



MD 1038

• 5 3/4" Projection • 8 5/8" Height • 11'11 1/2" Length
• 3 1/2" Repeat • 1 1/2" x 2 1/4" Dentil



MD 1235

• 10" Projection • 14 1/2" Height • 12'0" Length
• 2" x 3" Dentil • 4" Space



MD 1760

• 3 1/2" Projection • 6" Height • 12'1/2" Length
• 1 1/16" Space • 1 1/16" Dentil



MD 1099D

• 8 1/4" Projection • 11 1/4" Height • 12'0" Length
• 3" Space • 3" x 3" Dentil





MOULDINGS

NOTICE :

SPECTIS ADHESIVE MUST BE USED ON ALL BEDDING/BUTT JOINTS.



MD 1789

• 3 3/4" Projection • 16" Height • 12'3" Length • 1'9" Repeat



MD 1794

• 11 5/16" Projection • 21 1/4" Height • 12'0" Length • 7" Repeat



MD 1246

• 9 1/2" Projection • 11 1/4" Height • 12'0" Length
• 2" Space • 2" x 2 3/4" Dentil



MD 1003

• 11 5/16" Projection • 17 3/4" Height • 12'0" Length
• 7" Repeat • 3 3/16" x 3 3/16" Dentil



MD 1841

• 10 3/4" Projection • 11 1/2" Height • 12'0" Length • 4 1/4" Repeat



MD 1774

• 12" Projection • 12" Height • 12'0" Length • 2" Space • 2" Dentil



MD 1520

• 5 7/8" Projection • 17 1/2" Height • 12'0" Length
• 2" Space • 2 1/2" Dentil



MD 1517

• 16" Projection • 18" Height • 12'0" Length • 3" Space • 4" Dentil



MD 1707

MD 1707L & R-12/12

• 3 3/4" Projection • 12" Height • 12'0" Length
• 12" Space • 9" x 4 1/2" Dentil



MD 1155

12" Projection • 22" Height • 12'0" Length • 4 5/8" Repeat



MD 1266

• 10" Projection • 13" Height • 11'9" Length
• 7" Repeat • 3 3/16" x 3 3/16" Dentil

1 • 8 0 0 • 6 8 5 • 9 9 8 1





Photo above illustrates the use of Spectis moulding MD 1237.



MD 1294

- 1" Projection • 1" Height • 8' Length • 1 1/2" Repeat



MD 1065

- 3 3/4" Projection • 4" Height • 11'8" Length
- 7" Repeat • 2 5/8" x 4 1/8" Dentil




MD 1285

- 2 1/4" Projection • 3 7/8" Height • 12'0" Length
- 1 3/4" Repeat • 3/4" x 3/4" Dentil



MD 1288

- 3/4" Projection • 1 3/8" Height • 12'0" Length
- 1 1/2" Repeat • 3/4" Dentil



MD 1020

- 3 3/8" Projection • 6 1/2" Height • 12'0" Length
- 3" Repeat • 1 1/2" x 2" Dentil



MD 1287

- 1 1/8" Projection • 4 1/2" Height • 12'0" Length
- 3" Repeat • 1 1/2" Dentil

MD 1287L-10/12

MD 1287R-10/12

- 1 1/8" Projection • 4 1/2" Height • 6'0" Length 3" Repeat



MD 1258

- 1 5/8" Projection • 3" Height • 12'0" Length • 2" Repeat



MD 1080

- 2 1/2" Projection • 5 1/4" Height • 12'0" Length
- 2 3/4" Dentil Space • 5 1/2" Repeat



MD 1293

- 3" Projection • 5 1/4" Height • 12'0" Length • 2" Repeat



MD 1019

- 1 1/2" Projection • 5 7/8" Height • 12'0" Length
- 4 3/4" Repeat • 2 3/8" x 2 3/4" Dentil





MOULDINGS

NOTICE :

SPECTIS ADHESIVE MUST BE USED ON ALL BEDDING/BUTT JOINTS.



MD 1174

- 1 1/2" Projection • 5 7/8" Height • 11'10" Length
- 1 5/8" Space • 1 5/8" x 1 3/4" Dentil



MD 1189

- 3 3/4" Projection • 6 1/4" Height • 11'10" Length • 6 7/8" Repeat



MD 1105

- 1 1/2" Projection • 3" Height • 12'0" Length • 3 5/8" Repeat



MD 1782

- 1" Projection • 4 1/2" Height • 12'0" Length
- 3 1/4" Repeat • 1 7/8" Dentil



MD 1929

- 1" Projection • 5 1/2" Height • 12'0" Length
- 3 1/4" Repeat • 1 7/8" x 3 1/2" Dentil



MD 1243

- 1 3/16" Projection • 7" Height • 12'0" Length
- 5 3/8" Repeat • 2 7/8" x 5 5/8" Dentil



MD 1688

- 1 1/2" Projection • 3 1/2" Height • 12'0" Length
- 3" Repeat • 1 3/4" Dentil



MD 1870

- 2 7/8" Projection • 5 9/16" Height • 12'0" Length • 4" Repeat



MD 1289

- 1 1/2" Projection • 7" Height • 12'0" Length
- 4" Repeat • 2" Dentil



MD 1109

- 1 1/2" Projection • 11 1/2" Height • 11'10" Length
- 5 1/2" Repeat • 2 3/4" x 2 3/4" Dentil



MD 1446 - STRAIGHT • 4'2" Length • 6" Repeat

MD 1446L - 10/12

MD 1446R - 10/12

- 3" Projection • 6 15/16" Height • 4'3/4" Length • 10/12 Pitch

MD 1446L - 17/12

MD 1446R - 17/12

- 17/12 Pitch



MD 1314 • Straight

MD 1314R - 8 / 12 • 8/12 Right Pitch

MD 1314L - 8 / 12 • 8/12 Left Pitch

- 2 1/4" Projection • 7 1/2" Height • 11'0" Length
- 7" Repeat • 3 1/2" x 5" Dentil



MD 1627

- 2" Projection • 4 1/2" Height • 12'0" Length • 6" Repeat

1 • 8 0 0 • 6 8 5 • 9 9 8 1





MD 1414

- 1 3/8" Projection • 9 1/2" Height • 12'0" Length
- 10" Repeat • 5" Dentil




MD 1602

- 2 1/2" Projection • 4 3/8" Height • 12'0" Length
- 3" Repeat • 1 1/2" x 1 1/2" Dentil



MD 1168

- 2 1/8" Projection • 9 1/2" Height • 11'6" Length
- 10" Repeat • 5" x 5 1/2" Dentil



MD 1706

- 2" Projection • 4 3/4" Height • 12'0" Length • 12" Repeat



MD 1497

- 1 1/4" Projection • 4 1/2" Height • 8'0" Length
- 8 1/8" Repeat • 4 1/2" x 4 1/2" Dentil



MD 1106

- 7/8" Projection • 3 1/2" Height • 12'0" Length • 3 11/16" Repeat



MD 1373

- 1 1/4" Projection • 3 3/8" Height • 12'0" Length
- 7" Repeat • 3 3/8" Dentil



MD 1716

- 1 3/8" Projection • 1 3/4" Height • 12'0" Length
- 1 1/4" Dentil • 2 1/4" Repeat



MD 1092

- 1 1/2" Projection • 4 1/2" Height • 11'8" Length
- 3 1/2" Dentil • 6 1/8" Repeat



MD 1070

- 1" Projection • 3" Height • 12'0" Length • 1 1/2" Dentil
- 3" Repeat



MD 1058

- 1 3/8" Projection • 6" Height • 12'0" Length
- 5" Repeat • 2 1/2" Dentil



MD 1543

- 1 1/4" Projection • 8 1/2" Height • 12'0" Length
- 6" Repeat • 3" Dentil






MOULDINGS

NOTICE :

SPECTIS ADHESIVE MUST BE USED ON ALL BEDDING/BUTT JOINTS.



MD 1384

- 2 3/16" Projection • 4 3/8" Height • 12'0" Length
- 12" Repeat • 2" Dentil



MD 1390

- 3" Projection • 12 1/2" Height • 12'0" Length
- 12" Repeat • 4" Dentil



MD 1391

- 3" Projection • 4 3/8" Height • 12'0" Length
- 6" Repeat • 3" Dentil



MD 1274

- 1 1/2" Projection • 9 1/2" Height • 12'0" Length
- 4 7/8" Repeat • 2 1/4" Dentil



MD 1638

- 2 1/8" Projection • 15" Height • 11'6" Length • 10" Repeat



MD 1583

- 1 1/2" Projection • 4 1/2" Height • 12'0" Length • 2 7/8" Repeat



MD 1784

- 4" Projection • 14" Height • 12'0" Length
- 8" Repeat • 4" Dentil



MD 1264

- 2 1/4" Projection • 9" Height • 12'10" Length
- 3 1/2" x 8" Dentil • 7" Repeat



MD 1639

- 3 1/2" Projection • 6" Height • 12'0" Length
- 1" Dentil • 6" Repeat



MD 1007

- 9 1/8" Projection • 10" Height • 12'0" Length
- 12" Repeat • 3 7/8" x 5" Dentil



MD 1261

- 6 1/2" Projection • 7 1/2" Height • 11'3" Length • 11 1/4" Repeat
- 7 1/4" Space • BL 2424 installed on flat board

1 • 8 0 0 • 6 8 5 • 9 9 8 1



MOULDINGS



MD 1160
• 4 5/16" Projection • 5" Height • 12'0" Length



MD 1087
• 7 1/8" Projection • 8 7/16" Height • 12'0" Length



Photo above illustrates the use of Spectis moulding MD 1029.




MD 1557
• 7 1/8" Projection • 8 1/2" Height • 12'0" Length



MD 1888
• 6 3/4" Projection • 3 3/4" Height • 14'0" Length



MD 1642CF
• 19" Projection • 16" Height • 12'0" Length • CONCRETE FINISH



MD 1875
• 7" Projection • 4" Height • 12'0" Length



MD 1740
• 15 13/16" Projection • 6 3/16" Height • 12'0" Length

MD 1876
• 4 3/4" Projection • 2 1/2" Height • 12'0" Length



MD 1937
• 14" Projection • 10 1/4" Height • 12'0" Length

MD 1199
• 6 1/8" Projection • 3 5/8" Height • 12'0" Length



MD 1964
• 6 1/8" Projection • 3 11/16" Height • 12'0" Length



MD 1357
• 7 1/2" Projection • 4" Height • 12'0" Length

www.spectis.com

See pages 270-273 for moulding installation instructions.





MOULDINGS

NOTICE :

SPECTIS ADHESIVE MUST BE USED ON ALL BEDDING/BUTT JOINTS.



Photo above illustrates the use of the following Spectis product: moulding MD 1154.




MD 1487

• 10 1/4" Projection • 6 1/4" Height • 12'0" Length



MD 1415

• 9 1/16" Projection • 4 15/16" Height • 12'0" Length




MD 1768

• 4 5/8" Projection • 5 9/16" Height • 12'0" Length



MD 1790

• 4 5/8" Projection • 7" Height • 12'0" Length




MD 1769

• 3 3/16" Projection • 6 3/4" Height • 12'0" Length



MD 1845

• 4 5/16" Projection • 8 9/16" Height • 12'0" Length



MD 1826

• 3 7/8" Projection • 7 3/16" Height • 12'0" Length



MD 1226

• 7 1/16" Projection • 7 1/16" Height • 12'0" Length



MD 1874

• 9 3/8" Projection • 6 1/2" Height • 12'0" Length



MD 1939

• 9 1/16" Projection • 9 1/4" Height • 12'0" Length


1 • 8 0 0 • 6 8 5 • 9 9 8 1






MD 1067

• 4 7/8" Projection • 5 3/4" Height • 12'0" Length




MD 1355

• 5 11/16" Projection • 6 11/16" Height • 12'0" Length




MD 1250

• 1 1/2" Projection • 1 1/2" Height • 12'0" Length




MD 1091

• 1 3/4" Projection • 1 3/4" Height • 12'0" Length



MD 1833

• 3 1/8" Projection • 3 1/8" Height • 12'0" Length




MD 1519

• 4 3/4" Projection • 4 3/4" Height • 12'0" Length




MD 1612

• 4" Projection • 4" Height • 12'0" Length




MD 1613

• 6" Projection • 6" Height • 12'0" Length




MD 1614

• 10" Projection • 10" Height • 12'0" Length



MD 1578

• 5 1/4" Projection • 5 1/4" Height • 12'0" Length




MD 1891

• 6" Projection • 6" Height • 12'0" Length



MD 1347

• 6 1/2" Projection • 6 1/2" Height • 12'0" Length



MD 1895

• 8" Projection • 8" Height • 12'0" Length






MOULDINGS


NOTICE :

SPECTIS ADHESIVE MUST BE USED ON ALL BEDDING/BUTT JOINTS.



MD 1862

• 11 5/8" Projection • 11 5/8" Height • 12'0" Length



MD 1436

• 2 1/8" Projection • 2 1/8" Height • 12'0" Length




MD 1126

• 2 3/16" Projection • 2 3/16" Height • 12'0" Length




MD 1904

• 2 1/2" Projection • 2 7/8" Height • 12'0" Length



MD 1600

• 5" Projection • 10" Height • 12'0" Length



MD 1741

• 4" Projection • 6" Height • 12'0" Length



MD 1400

• 4 1/4" Projection • 6 1/4" Height • 12'0" Length




MD 1893

• 5 1/2" Projection • 6 3/8" Height • 10'0" Length



MD 1605

• 9" Projection • 11" Height • 12'0" Length



MD 1969

• 10 1/4" Projection • 9 7/16" Height • 12'0" Length



MD 1651CF

• 2 1/4" Projection • 6" Height • 12'0" Length • **CONCRETE FINISH**



MD 1871

• 4 7/16" Projection • 6 1/8" Height • 12'0" Length



MD 1526

• 4 3/4" Projection • 6 1/2" Height • 12'0" Length

1 • 8 0 0 • 6 8 5 • 9 9 8 1





MD 1829

• 2 1/8" Projection • 2 1/8" Height • 12'0" Length



MD 1149

• 2 3/8" Projection • 2 3/8" Height • 12'0" Length




MD 1735

• 3 3/4" Projection • 3 7/8" Height • 12'0" Length



MD 1361

• 3 1/4" Projection • 3 1/4" Height • 12'0" Length



MD 1139

• 5 1/4" Projection • 5 1/4" Height • 12'0" Length




MD 1276

• 3 5/16" Projection • 3 1/2" Height • 12'0" Length




MD 1021

• 6 1/4" Projection • 6 1/4" Height • 12'0" Length




MD 1210

• 3 3/4" Projection • 3 3/4" Height • 12'0" Length



MD 1438

• 7" Projection • 8" Height • 12'0" Length




MD 1028

• 4 1/4" Projection • 4 1/4" Height • 12'0" Length



MD 1675

• 7 3/8" Projection • 6 7/8" Height • 12'0" Length



MD 1828

• 6" Projection • 12" Height • 12'0" Length






MOULDINGS

NOTICE :

SPECTIS ADHESIVE MUST BE USED ON ALL BEDDING/BUTT JOINTS.



MD 1653

• 6 3/4" Projection • 9" Height • 12'0" Length



MD 1599

• 10" Projection • 12" Height • 12'0" Length




MD 1225

• 6 1/8" Projection • 7 5/8" Height • 12'0" Length



MD 1717

• 10" Projection • 10" Height • 12'0" Length




MD 1209

• 10" Projection • 12" Height • 12'0" Length



MD 1737

• 8 11/16" Projection • 11 5/16" Height • 12'0" Length



MD 1812

• 12 3/4" Projection • 12 1/2" Height • 12'0" Length




MD 1547

• 12 1/2" Projection • 16" Height • 12'0" Length



MD 1909

• 16 1/4" Projection • 14 1/4" Height • 12'0" Length



MD 1402

• 7" Projection • 13" Height • 12'0" Length



MD 1215

• 10" Projection • 13 1/2" Height • 12'0" Length



MD 1754

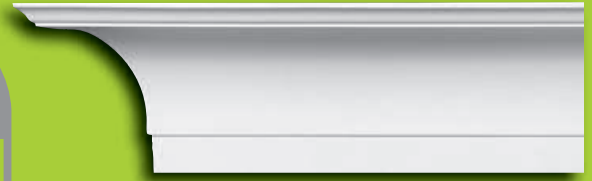
• 9 1/2" Projection • 12 3/8" Height • 12'0" Length

1 • 8 0 0 • 6 8 5 • 9 9 8 1





MD 1646
• 12" Projection • 12" Height • 6'0" Length



MD 1771
• 6 3/8" Projection • 8 1/4" Height • 12'0" Length




MD 1813
• 14" Projection • 17 1/2" Height • 12'0" Length




MD 1076
• 7 7/8" Projection • 10" Height • 10'0" Length




MD 1104
• 10" Projection • 15 1/4" Height • 12'0" Length



MD 1075
• 9 1/2" Projection • 12" Height • 12'0" Length




MD 1395
• 8" Projection • 14" Height • 12'0" Length




MD 1208
• 14 1/4" Projection • 14 1/4" Height • 12'0" Length




MD 1692
• 7" Projection • 16" Height • 12'0" Length



MD 1685
• 7 3/4" Projection • 12 3/4" Height • 12'0" Length



MD 1582RS
• 6" Projection • 10" Height • 12'0" Length • **ROUGH SAWN**



MD 1255
• 10 1/2" Projection • 17" Height • 12'0" Length






MOULDINGS

NOTICE :

SPECTIS ADHESIVE MUST BE USED ON ALL BEDDING/BUTT JOINTS.




Photo above illustrates the use of Spectis moulding MD 1010.




MD 1947

• 4 1/8" Projection • 11 1/16" Height • 12'0" Length



MD 1702

• 5" Projection • 19" Height • 12'0" Length



MD 1433

• 7 3/8" Projection • 7 3/8" Height • 12'0" Length



MD 1959

• 16 1/2" Projection • 15 5/8" Height • 12'0" Length




MD 1726

• 6 3/4" Projection • 6 1/4" Height • 12'0" Length




MD 1546

• 10 1/2" Projection • 12" Height • 12'0" Length




MD 1447

• 6" Projection • 8" Height • 12'0" Length



MD 1672

• 8 5/8" Projection • 8 1/2" Height • 12'0" Length



MD 1223

• 12" Projection • 18" Height • 12'0" Length

MD 1223FS
• FOSSIL STONE



MD 1712

• 6 3/8" Projection • 12" Height • 10'0" Length

1 • 8 0 0 • 6 8 5 • 9 9 8 1



MOULDINGS




MD 1713
 • 4 1/2" Projection • 11 1/2" Height • 10'0" Length



MD 1396
 • 9" Projection • 4 1/4" Height • 12'0" Length




MD 1533FS
 • 2 3/8" Projection • 13 3/4" Height • 12'0" Length • **FOSSIL STONE**



MD 1873
 • 2 5/8" Projection • 9" Height • 12'0" Length 2 3/8" Repeat




MD 1525
 • 2 3/4" Projection • 5 1/2" Height • 12'0" Length



MD 1305
 • 7 5/8" Projection • 12" Height • 12'0" Length




MD 1434
 • 10" Projection • 22 1/4" Height • 12'0" Length




MD 1918
 • 4 1/2" Projection • 6 7/8" Height • 12'0" Length




MD 1451
 • 12" Projection • 15 1/2" Height • 12'0" Length



MD 1358
 • 7" Projection • 6 1/2" Height • 12'0" Length



MD 1265
 • 7" Projection • 8" Height • 12'0" Length



MD 1053
 • 12" Projection • 12 7/8" Height • 12'0" Length






MOULDINGS


NOTICE :

SPECTIS ADHESIVE MUST BE USED ON ALL BEDDING/BUTT JOINTS.




MD 1331

• 8 3/4" Projection • 8 3/4" Height • 12'0" Length



MD 1466

• 10 1/2" Projection • 10 1/2" Height • 12'0" Length




MD 1341

• 8 5/8" Projection • 11" Height • 12'0" Length



MD 1227

• 2 1/2" Projection • 2 3/16" Height • 12'0" Length



MD 1157

• 3" Projection • 3" Height • 12'0" Length




MD 1733

• 2 1/2" Projection • 3 3/4" Height • 12'0" Length




MD 1727

• 3 3/8" Projection • 5 1/4" Height • 12'0" Length



MD 1409

• 3" Projection • 3" Height • 12'0" Length



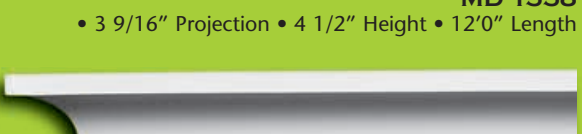
MD 1749

• 3 3/4" Projection • 4 1/2" Height • 12'0" Length



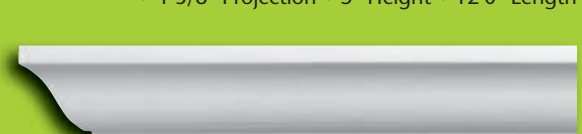
MD 1558

• 3 9/16" Projection • 4 1/2" Height • 12'0" Length



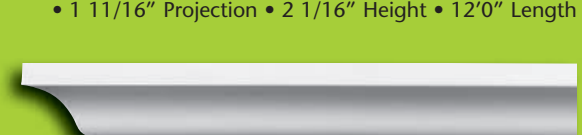
MD 1892

• 4 3/8" Projection • 5" Height • 12'0" Length



MD 1736

• 1 11/16" Projection • 2 1/16" Height • 12'0" Length



MD 1696

• 2 1/4" Projection • 2 1/2" Height • 12'0" Length




Photo above illustrates the use of Spectis moulding MD 1064.

1 • 8 0 0 • 6 8 5 • 9 9 8 1



MOULDINGS



MD 1810
• 2 1/2" Projection • 2 3/4" Height • 12'0" Length



MD 1082
• 2 1/4" Projection • 3" Height • 12'0" Length



MD 1832
• 3" Projection • 3 3/4" Height • 12'0" Length



MD 1626
• 4 7/8" Projection • 5 1/4" Height • 12'0" Length



MD 1836
• 6 5/8" Projection • 7 1/8" Height • 12'0" Length



MD 1780
• 1 15/16" Projection • 2 1/8" Height • 12'0" Length



MD 1182
• 3" Projection • 3 1/8" Height • 12'0" Length



MD 1531
• 3 1/2" Projection • 3 1/2" Height • 12'0" Length



MD 1825
• 3 3/16" Projection • 3 13/16" Height • 12'0" Length



MD 1371
• 3" Projection • 4 1/2" Height • 12'0" Length



MD 1217
• 3 3/4" Projection • 3 1/2" Height • 12'0" Length



MD 1230
• 2 3/8" Projection • 3 5/8" Height • 12'0" Length



MD 1601
• 4 1/2" Projection • 7" Height • 12'0" Length





MOULDINGS

NOTICE :

SPECTIS ADHESIVE MUST BE USED ON ALL BEDDING/BUTT JOINTS.




MD 1150

• 3 3/4" Projection • 3 3/4" Height • 12'0" Length



MD 1200

• 4 1/4" Projection • 4 1/16" Height • 12'0" Length



MD 1229

• 3 1/4" Projection • 4" Height • 12'0" Length



MD 1081

• 3 1/4" Projection • 4 1/4" Height • 12'0" Length



MD 1808

• 3 1/16" Projection • 3 15/16" Height • 12'0" Length




MD 1008

• 4" Projection • 5" Height • 12'0" Length



MD 1936

• 4 7/8" Projection • 6 7/8" Height • 12'0" Length



MD 1147

• 5 1/8" Projection • 7 1/2" Height • 12'0" Length



MD 1307

• 3 1/4" Projection • 5 1/4" Height • 12'0" Length



MD 1112

• 7 11/16" Projection • 5 5/16" Height • 12'0" Length



MD 1624

• 7 1/2" Projection • 6" Height • 12'0" Length



MD 1324

• 5 3/4" Projection • 5 1/2" Height • 12'0" Length



MD 1207

• 5 1/2" Projection • 6 1/4" Height • 12'0" Length


1 • 8 0 0 • 6 8 5 • 9 9 8 1






MD 1954

• 4 3/4" Projection • 6 1/4" Height • 12'0" Length




MD 1588

• 8" Projection • 10" Height • 12'0" Length



MD 1465

• 4 1/4" Projection • 4 3/4" Height • 12'0" Length




MD 1213

• 4 1/2" Projection • 6 1/2" Height • 12'0" Length




MD 1044

• 2 3/4" Projection • 3 1/4" Height • 12'0" Length



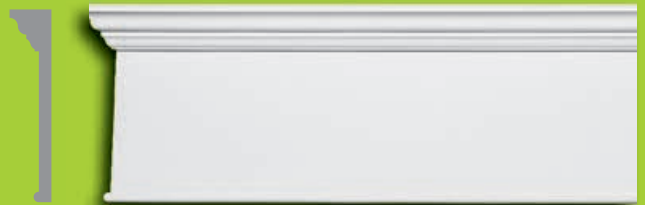
MD 1489

• 2" Projection • 4" Height • 12'0" Length



MD 1858

• 3" Projection • 7 5/8" Height • 12'0" Length




MD 1859

• 2 1/2" Projection • 11 1/2" Height • 12'0" Length




MD 1739

• 2 15/16" Projection • 15 5/8" Height • 12'0" Length



MD 1953

• 2 3/8" Projection • 10 5/8" Height • 12'0" Length



MD 1924

• 4 3/16" Projection • 15" Height • 12'0" Length



MD 1617

• 3 1/2" Projection • 5 1/4" Height • 12'0" Length





MOULDINGS

NOTICE :

SPECTIS ADHESIVE MUST BE USED ON ALL BEDDING/BUTT JOINTS.



MD 1807

• 4 1/8" Projection • 4 1/4" Height • 12'0" Length




MD 1120

• 4 1/8" Projection • 5 1/8" Height • 12'0" Length



MD 1903

5" Projection • 5 1/4" Height • 12'0" Length



MD 1102

• 7 3/4" Projection • 8" Height • 12'0" Length



MD 1541

• 4 1/8" Projection • 4 1/8" Height • 12'0" Length



MD 1542

• 7" Projection • 7" Height • 12'0" Length



MD 1271

• 7" Projection • 10 1/4" Height • 12'0" Length



MD 1878

• 10 1/2" Projection • 10 1/4" Height • 12'0" Length



MD 1938

• 16" Projection • 16" Height • 12'0" Length



MD 1040

• 17" Projection • 18" Height • 12'0" Length



MD 1319

• 4 5/8" Projection • 5 3/4" Height • 12'0" Length



MD 1920

• 4 1/16" Projection • 7 1/8" Height • 12'0" Length

1 • 8 0 0 • 6 8 5 • 9 9 8 1




MOULDINGS




MD 1817

• 4 1/2" Projection • 8" Height • 12'0" Length




MD 1521

• 2 1/2" Projection • 4 1/4" Height • 12'0" Length



MD 1925

• 7 1/8" Projection • 11 7/8" Height • 12'0" Length




MD 1429

• 1 7/8" Projection • 3 1/2" Height • 12'0" Length



MD 1550

• 8" Projection • 10" Height • 12'0" Length




MD 1158A • 3" Projection • 5" Height • 12'0" Length

MD 1158B • 3 3/4" Projection • 5" Height • 12'0" Length



MD 1297

• 8 1/4" Projection • 15 1/2" Height • 12'0" Length




MD 1205

• 2 1/4" Projection • 4" Height • 12'0" Length




MD 1577

• 6 5/8" Projection • 11" Height • 12'0" Length



MD 1350

• 1 7/8" Projection • 4 1/8" Height • 12'0" Length



MD 1618

• 3 1/2" Projection • 6" Height • 12'0" Length






MOULDINGS

NOTICE :

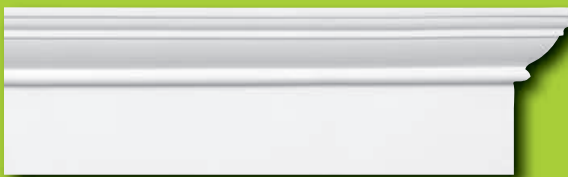
SPECTIS ADHESIVE MUST BE USED ON ALL BEDDING/BUTT JOINTS.




MD 1643CF
• 6" Projection • 6 1/8" Height • 12'0" Length • **CONCRETE FINISH**



MD 1584
• 3 7/8" Projection • 8" Height • 12'0" Length




MD 1501
• 3 3/16" Projection • 6" Height • 12'0" Length



MD 1267
• 2 7/8" Projection • 6" Height • 12'0" Length




MD 1598
• 1 7/8" Projection • 7" Height • 12'0" Length




MD 1935
• 2 9/16" Projection • 8 1/2" Height • 12'0" Length



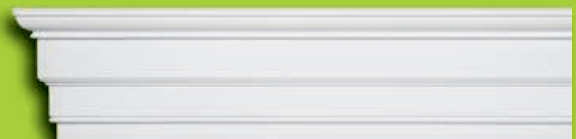
MD 1775
• 3 1/4" Projection • 7 1/2" Height • 12'0" Length




MD 1955
• 6 1/16" Projection • 15 9/16" Height • 12'0" Length



MD 1950
• 6 1/8" Projection • 18 1/2" Height • 12'0" Length



MD 1922
• 2 13/16" Projection • 10 1/4" Height • 12'0" Length




MD 1354
• 4 1/2" Projection • 9 3/4" Height • 12'0" Length

1 • 8 0 0 • 6 8 5 • 9 9 8 1




MOULDINGS



MD 1204

• 3 1/2" Projection • 6" Height • 12'0" Length



MD 1693

• 1 1/2" Projection • 3" Height • 12'0" Length



MD 1052

• 3 3/4" Projection • 6" Height • 12'0" Length



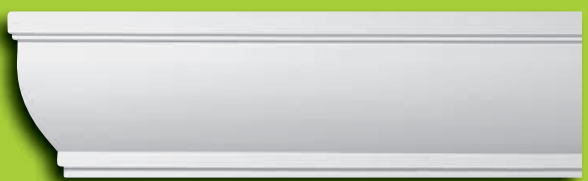
MD 1478

• 1 3/4" Projection • 3 3/8" Height • 12'0" Length




MD 1686

• 3 3/4" Projection • 12" Height • 12'0" Length



MD 1221

• 3" Projection • 8" Height • 12'0" Length



MD 1633

• 4 3/4" Projection • 9 1/4" Height • 12'0" Length



MD 1539

• 1 1/2" Projection • 5 1/8" Height • 12'0" Length
• Moulding matches RAL 2101B



MD 1534

• 6 3/4" Projection • 6 1/2" Height • 12'0" Length



MD 1610

• 1 1/2" Projection • 3 1/2" Height • 12'0" Length



MD 1694

• 3/4" Projection • 1 1/2" Height • 12'0" Length



MD 1432

• 3 3/4" Projection • 8 3/8" Height • 12'0" Length





MOULDINGS

NOTICE :

SPECTIS ADHESIVE MUST BE USED ON ALL BEDDING/BUTT JOINTS.




MD 1035

• 3" Projection • 9" Height • 12'0" Length




MD 1403

• 4 1/2" Projection • 12" Height • 12'0" Length




MD 1948

• 8 3/8" Projection • 17 5/8" Height • 12'0" Length



MD 1967

• 3 1/8" Projection • 6" Height • 12'0" Length




MD 1661

• 3 1/2" Projection • 7" Height • 12'0" Length



MD 1697

• 4 3/4" Projection • 8 1/4" Height • 12'0" Length



MD 1351

• 5 11/16" Projection • 10 3/8" Height • 12'0" Length




MD 1062

• 6" Projection • 9" Height • 12'0" Length



MD 1471

• 1 7/8" Projection • 8 3/16" Height • 12'0" Length



MD 1277

• 2 5/8" Projection • 9" Height • 12'0" Length



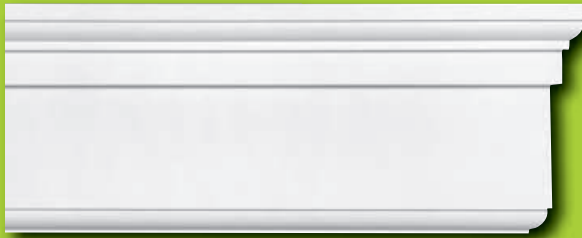
MD 1945

• 5 15/16" Projection • 16 3/16" Height • 12'0" Length

1 • 8 0 0 • 6 8 5 • 9 9 8 1



MOULDINGS



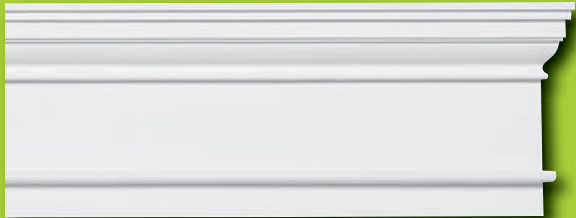
MD 1788

• 2 7/8" Projection • 11 1/4" Height • 12'0" Length




MD 1764

• 2 7/8" Projection • 7 1/2" Height • 12'0" Length




MD 1336

• 4" Projection • 9 1/4" Height • 12'0" Length




MD 1252

• 4" Projection • 10" Height • 12'0" Length



MD 1335

• 4" Projection • 9 1/4" Height • 12'0" Length



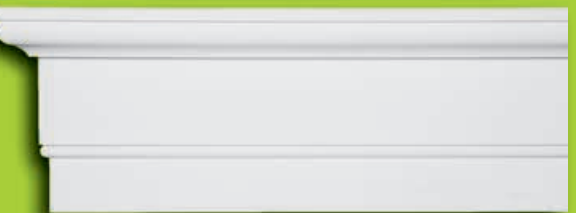
MD 1941

• 2 1/2" Projection • 10" Height • 12'0" Length




MD 1015

• 4 1/4" Projection • 9 3/8" Height • 12'0" Length




MD 1842

• 3 5/8" Projection • 16 1/2" Height • 12'0" Length



MD 1856

• 2 1/4" Projection • 7" Height • 12'0" Length



MD 1753

• 5 3/4" Projection • 23" Height • 12'0" Length






MOULDINGS

NOTICE :

SPECTIS ADHESIVE MUST BE USED ON ALL BEDDING/BUTT JOINTS.



MD 1800

• 3 3/8" Projection • 25" Height • 12'0" Length



MD 1898

• 4 3/8" Projection • 4 1/4" Height • 12'0" Length



MD 1430

• 4 1/2" Projection • 5 3/8" Height • 12'0" Length



MD 1006

• 5" Projection • 14" Height • 12'0" Length



MD 1576

• 3" Projection • 6" Height • 12'0" Length



MD 1281

• 8" Projection • 12" Height • 12'0" Length



MD 1761

• 3 1/2" Projection • 6" Height • 12'0" Length



MD 1792

• 3 3/4" Projection • 4 1/2" Height • 12'0" Length




MD 1262

• 3 1/2" Projection • 7 1/2" Height • 12'0" Length



MD 1142

• 6" Projection • 7" Height • 12'0" Length




MD 1763

• 3 3/4" Projection • 8 1/4" Height • 12'0" Length

1 • 8 0 0 • 6 8 5 • 9 9 8 1





MD 1579
• 5 3/8" Projection • 7 3/4" Height • 12'0" Length




MD 1161 • 6" Projection • 9 1/4" Height • 12'0" Length
MD 1161FS • FOSSIL STONE



MD 1566
• 6" Projection • 7 1/2" Height • 12'0" Length




MD 1708
• 7 1/8" Projection • 12" Height • 12'0" Length




MD 1714
• 2 5/8" Projection • 4 3/4" Height • 12'0" Length




MD 1593
• 6 1/4" Projection • 7 5/8" Height • 12'0" Length




MD 1162
• 9" Projection • 12 1/4" Height • 12'0" Length




MD 1163
• 12" Projection • 12 1/4" Height • 12'0" Length



MD 1366
• 4 1/8" Projection • 4 1/8" Height • 12'0" Length



MD 1571
• 6 3/4" Projection • 6 3/4" Height • 12'0" Length



MD 1750
• 5 1/4" Projection • 6 5/8" Height • 12'0" Length



MD 1572
• 6 3/4" Projection • 8 9/16" Height • 12'0" Length






MOULDINGS

NOTICE :

SPECTIS ADHESIVE MUST BE USED ON ALL BEDDING/BUTT JOINTS.



Photo above illustrates the use of Spectis moulding MD 1029 and custom corner block.




MD 1164

• 5 5/8" Projection • 10" Height • 12'0" Length




MD 1181

• 4" Projection • 4" Height • 12'0" Length



MD 1180

• 8 3/4" Projection • 8 3/4" Height • 12'0" Length



MD 1463

• 3" Projection • 3" Height • 12'0" Length




MD 1890

• 6 1/2" Projection • 7" Height • 12'0" Length



MD 1704

• 6" Projection • 7" Height • 12'0" Length




MD 1464

• 2 5/8" Projection • 2 3/4" Height • 12'0" Length




MD 1725

• 3 1/2" Projection • 3 1/2" Height • 12'0" Length



MD 1869

• 3 7/16" Projection • 3 7/16" Height • 12'0" Length



MD 1567

• 4 1/2" Projection • 5 1/2" Height • 12'0" Length



MD 1041

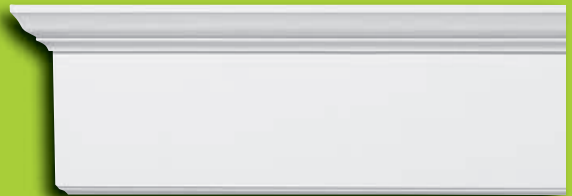
• 13" Projection • 10" Height • 10'0" Length

1 • 8 0 0 • 6 8 5 • 9 9 8 1





MD 1551
• 18" Projection • 15" Height • 12'0" Length



MD 1231
• 2 3/8" Projection • 7 3/4" Height • 12'0" Length




MD 1773
• 7 7/8" Projection • 7 7/8" Height • 12'0" Length



MD 1009
• 5 3/4" Projection • 8" Height • 12'0" Length



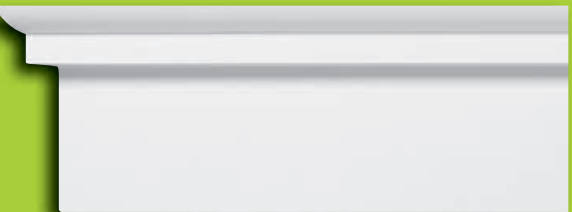
MD 1552
• 9" Projection • 8" Height • 12'0" Length



MD 1419
• 10 1/2" Projection • 14 1/2" Height • 12'0" Length



MD 1113
• 3 1/2" Projection • 4" Height • 12'0" Length




MD 1236
• 4 1/4" Projection • 10 1/16" Height • 12'0" Length



MD 1171
• 2 1/8" Projection • 3 3/8" Height • 12'0" Length



MD 1665
• 11" Projection • 13 1/4" Height • 12'0" Length



MD 1042
• 5 5/8" Projection • 10 1/4" Height • 12'0" Length






MOULDINGS


NOTICE :

SPECTIS ADHESIVE MUST BE USED ON ALL BEDDING/BUTT JOINTS.




MD 1663

• 6" Projection • 23" Height • 12'0" Length




MD 1410

• 7" Projection • 16 1/2" Height • 12'0" Length



MD 1887

• 3 1/2" Projection • 11 3/8" Height • 12'0" Length




MD 1066

• 4 1/2" Projection • 12" Height • 12'0" Length




MD 1054

• 6 3/4" Projection • 12" Height • 12'0" Length



MD 1928

• 2 7/8" Projection • 6 3/8" Height • 12'0" Length



MD 1799

• 5 5/8" Projection • 12 3/16" Height • 12'0" Length




MD 1097

• 7 1/4" Projection • 12 1/2" Height • 12'0" Length



MD 1681

• 17 1/8" Projection • 22 5/8" Height • 12'0" Length



MD 1098


• 9 1/2" Projection • 15 1/2" Height • 12'0" Length

1 • 8 0 0 • 6 8 5 • 9 9 8 1






Photo above shows use of Spectis custom columns with cap & base and moulding trim




MD 1005

• 5" Projection • 10" Height • 12'0" Length




MD 1664

• 3 3/4" Projection • 4 9/16" Height • 12'0" Length




MD 1968

• 2 3/4" Projection • 10 1/16" Height • 12'0" Length




MD 1178

• 8" Projection • 11 3/4" Height • 12'0" Length



MD 1570

• 2 3/4" Projection • 10 13/16" Height • 12'0" Length



MD 1569

• 2 1/2" Projection • 15 1/4" Height • 12'0" Length



MD 1280

• 19 3/4" Projection • 15 1/4" Height • 12'0" Length

FINISHING

All Spectis' products are shipped "double primed" with an exterior grade latex paint and are ready for use. We recommend final finishing after installation is complete for the most consistent appearance possible. Please see "finishing" recommendations (on page 267) for more information.





MOULDINGS

NOTICE :

SPECTIS ADHESIVE MUST BE USED ON ALL BEDDING/BUTT JOINTS.



Photo above illustrates the use of these Spectis products: moulding MD 1063, shutters, window & door treatments.



MD 1722

• 5 1/8" Projection • 4 1/2" Height • 11'7" Length



MD 1563

• 6 1/4" Projection • 6 1/2" Height • 12'0" Length



MD 1916

• 6 7/16" Projection • 7 5/16" Height • 12'0" Length



MD 1917

• 6 1/2" Projection • 8 1/8" Height • 12'0" Length



MD 1234

• 4 3/4" Projection • 4 1/2" Height • 12'0" Length




MD 1342

• 5 1/16" Projection • 5" Height • 12'0" Length



MD 1413

• 8 1/2" Projection • 7 1/4" Height • 12'0" Length



MD 1927

• 7 1/4" Projection • 9 1/8" Height • 12'0" Length



MD 1101

• 5 7/8" Projection • 9 7/8" Height • 12'0" Length

1 • 8 0 0 • 6 8 5 • 9 9 8 1






MD 1861
• 5" Projection • 12" Height • 12'0" Length




MD 1834
• 12 1/16" Projection • 12" Height • 12'0" Length



MD 1795
• 12 1/2" Projection • 15" Height • 12'0" Length



MD 1562
• 10" Projection • 13" Height • 12'0" Length



MD 1017
• 8 1/4" Projection • 13 5/8" Height • 12'0" Length



MD 1611
• 11 5/16" Projection • 14 3/4" Height • 12'0" Length



MD 1437
• 8 7/8" Projection • 9 1/2" Height • 12'0" Length



MD 1500
12" Projection • 22" Height • 12'0" Length





MOULDINGS

NOTICE :

SPECTIS ADHESIVE MUST BE USED ON ALL BEDDING/BUTT JOINTS.



MD 1330

• 3/4" Projection • 3 1/2" Height • 8'0" Length




MD 1369

• 7/8" Projection • 3" Height • 12'0" Length



MD 1322

• 1 1/8" Projection • 3 3/4" Height • 12'0" Length



MD 1326

• 1 5/16" Projection • 4 1/2" Height • 12' Length



MD 1809

• 1/2" Projection • 1 5/8" Height • 12'0" Length



MD 1343

• 1" Projection • 2 3/8" Height • 12'0" Length

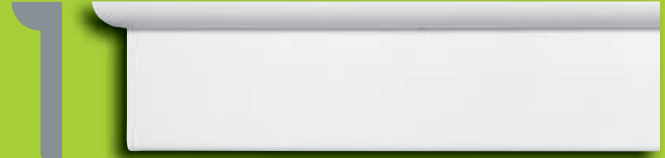


MD 1284

• 1 3/16" Projection • 5" Height • 12'0" Length

MD 1284FS

• FOSSIL STONE



MD 1574

• 1 3/4" Projection • 7 1/4" Height • 12'0" Length

MD 1575

• 1 3/4" Projection • 5 1/2" Height • 12'0" Length



MD 1647CF

• 5" Projection • 6" Height • 12'0" Length • CONCRETE FINISH



MD 1674

• 5 9/16" Projection • 5 3/8" Height • 12'0" Length



MD 1544

• 5" Projection • 10" Height • 10'0" Length



MD 1548

• 2 3/4" Projection • 8 3/8" Height • 10'0" Length



MD 1549

• 3" Projection • 8" Height • 12'0" Length

1 • 8 0 0 • 6 8 5 • 9 9 8 1





MD 1850

• 1 1/8" Projection • 3" Height • 12'0" Length



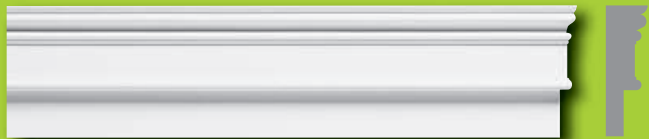
MD 1071

• 1 1/16" Projection • 3 3/8" Height • 12'0" Length



MD 1492

• 1 3/4" Projection • 5 11/16" Height • 12'0" Length




MD 1144

• 1 3/4" Projection • 5 1/2" Height • 12'0" Length



MD 1678

• 3 1/8" Projection • 7 7/8" Height • 12'0" Length



MD 1198

• 1 3/4" Projection • 6" Height • 12'0" Length




MD 1272

• 1 1/8" Projection • 3 1/2" Height • 12'0" Length



MD 1604

• 3/4" Projection • 3 5/8" Height • 12'0" Length



MD 1379

• 1 5/8" Projection • 3 3/8" Height • 12'0" Length



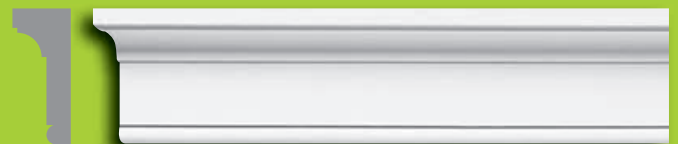
MD 1581

• 2" Projection • 2 7/8" Height • 12'0" Length



MD 1622FS

• 2 1/2" Projection • 4 1/2" Height • 12'0" Length
• FOSSIL STONE



MD 1078

• 1 1/2" Projection • 3 1/2" Height • 12'0" Length



MD 1623

• 1 7/8" Projection • 4 1/4" Height • 12'0" Length






MOULDINGS


NOTICE :

SPECTIS ADHESIVE MUST BE USED ON ALL BEDDING/BUTT JOINTS.




MD 1934

• 2 7/8" Projection • 7 3/4" Height • 12'0" Length




MD 1422

• 2" Projection • 8 3/4" Height • 12'0" Length



MD 1068

• 1 3/8" Projection • 4 1/4" Height • 12'0" Length




MD 1083

• 3 3/8" Projection • 9 1/8" Height • 12'0" Length




MD 1654

• 2 1/8" Projection • 5 1/2" Height • 12'0" Length



MD 1394

• 3" Projection • 7" Height • 12'0" Length




MD 1025

• 1 5/8" Projection • 5 1/2" Height • 12'0" Length




MD 1757

• 3" Projection • 8" Height • 12'0" Length




MD 1635

• 2 1/4" Projection • 7" Height • 12'0" Length



MD 1479

• 3" Projection • 6" Height • 12'0" Length



MD 1700

• 1 1/2" Projection • 5 1/2" Height • 12'0" Length




MD 1718


• 10" Projection • 10" Height • 12'0" Length

1 • 8 0 0 • 6 8 5 • 9 9 8 1







MD 1719
 • 16" Projection • 16" Height • 12'0" Length




MD 1905
 • 4" Projection • 6" Height • 12'0" Length




MD 1720
 • 10" Projection • 11 1/2" Height • 12'0" Length




MD 1656
 • 3" Projection • 8" Height • 12'0" Length



MD 1721
 • 11 1/4" Projection • 11 1/4" Height • 12'0" Length



MD 1906
 • 4 1/2" Projection • 10" Height • 12'0" Length




MD 1897
 • 7" Projection • 12" Height • 12'0" Length




MD 1655
 • 3 3/4" Projection • 12" Height • 12'0" Length




MD 1723
 • 17 1/2" Projection • 17 1/2" Height • 12'0" Length



MD 1302
 • 3 1/4" Projection • 10 3/4" Height • 12'0" Length



MD 1300
 • 2 3/4" Projection • 8 3/8" Height • 12'0" Length



MD 1734
 • 4" Projection • 11 1/4" Height • 12'0" Length






MOULDINGS


NOTICE :

SPECTIS ADHESIVE MUST BE USED ON ALL BEDDING/BUTT JOINTS.




MD 1499

• 4 1/2" Projection • 12" Height • 12'0" Length




MD 1004

• 3 1/2" Projection • 12 3/4" Height • 12'0" Length




MD 1791

• 5 1/2" Projection • 17" Height • 12'0" Length




MD 1420

• 5" Projection • 13 1/8" Height • 12'0" Length



MD 1772

• 1 1/2" Projection • 8" Height • 12'0" Length




MD 1452

• 1 1/2" Projection • 12" Height • 12'0" Length




MD 1837

• 2" Projection • 22" Height • 12'0" Length




MD 1468

• 3 1/4" Projection • 16 1/4" Height • 12'0" Length




MD 1732

• 4" Projection • 20" Height • 12'0" Length



MD 1730

• 4" Projection • 16" Height • 12'0" Length



MD 1881

• 2 15/16" Projection • 16 1/4" Height • 12'0" Length


1 • 8 0 0 • 6 8 5 • 9 9 8 1






MD 1755

• 3 1/2" Projection • 12 1/4" Height • 12'0" Length




MD 1046

• 3" Projection • 19" Height • 12'0" Length




MD 1819

• 3 3/4" Projection • 6" Height • 12'0" Length




MD 1926

• 4 3/16" Projection • 6 1/16" Height • 12'0" Length




MD 1818

• 5" Projection • 7 1/2" Height • 12'0" Length



MD 1921

• 5 9/16" Projection • 8 5/8" Height • 12'0" Length




MD 1095

• 4" Projection • 15" Height • 12'0" Length



MD 1099

• 8 1/4" Projection • 11 1/4" Height • 12'0" Length



MD 1731

• 4" Projection • 12" Height • 12'0" Length



MD 1743

• 9 15/16" Projection • 10 1/8" Height • 12'0" Length



MD 1966

• 1 1/4" Projection • 7" Height • 12'0" Length



MD 1251

• 9 1/2" Projection • 11 1/4" Height • 12'0" Length





MOULDINGS

NOTICE :

SPECTIS ADHESIVE MUST BE USED ON ALL BEDDING/BUTT JOINTS.




MD 1555

• 4 1/2" Projection • 7 1/2" Height • 12'0" Length



MD 1411

• 4 5/8" Projection • 12 3/8" Height • 12'0" Length



MD 1448

• 6" Projection • 12" Height • 12'0" Length



MD 1838

• 12" Projection • 16 1/2" Height • 12'0" Length



MD 1192

• 9" Projection • 19 1/8" Height • 12'0" Length
• Assembled Moulding




MD 1853

• 10 3/8" Projection • 28 1/16" Height • 12'0" Length




MD 1345

• 12" Projection • 30" Height • 12'0" Length
• Assembled Moulding



MD 1263

• 4 1/4" Projection • 16 1/8" Height • 11'0" Length



MD 1389


• 4 1/2" Projection • 24" Height • 12'0" Length

1 • 8 0 0 • 6 8 5 • 9 9 8 1







Photo above illustrates the use of Spectis moulding MD 1461 and MD 1024.




MD 1027
 • 1 1/2" Projection • 4 9/16" Height • 10'0" Length
 • Window Sill Moulding




MD 1002
 • 1 1/2" Projection • 6 3/4" Height • 10'0" Length
 • Window Sill Moulding



MD 1839
 • 1" Projection • 2" Height • 12'0" Length




MD 1840
 • 1 1/2" Projection • 4" Height • 12'0" Length




MD 1630
 • 2" Projection • 6" Height • 12'0" Length



MD 1386
 • 2 3/8" Projection • 1 5/16" Height • 12'0" Length




MD 1387
 • 1 5/8" Projection • 1 1/2" Height • 12'0" Length



MD 1407
 • 1 1/2" Projection • 4" Height • 12'0" Length



MD 1738
 • 10" Projection • 3" Height • 12'0" Length



MD 1219
 • 9 5/8" Projection • 3 1/2" Height • 12'0" Length



MD 1632
 • 5" Projection • 8 3/4" Height • 12'0" Length





MOULDINGS


NOTICE :

SPECTIS ADHESIVE MUST BE USED ON ALL BEDDING/BUTT JOINTS.




MD 1943

• 1 5/8" Projection • 2 1/8" Height • 12'0" Length




MD 1827

• 2" Projection • 3" Height • 12'0" Length



MD 1079

• 3" Projection • 2 3/8" Height • 12'0" Length



MD 1899

• 6" Projection • 3" Height • 12'0" Length



MD 1776CF

• 7" Projection • 3" Height • 12'0" Length • CONCRETE FINISH



MD 1777CF

• 7" Projection • 3" Height • 12'0" Length • CONCRETE FINISH



MD 1880

• 1" Projection • 1 3/4" Height • 12'0" Length



MD 1462

• 1 1/4" Projection • 3 5/16" Height • 12'0" Length




MD 1338

• 1 3/8" Projection • 1 3/8" Height • 12'0" Length



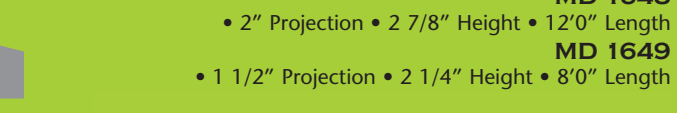
MD 1952

• 1" Projection • 2 1/2" Height • 12'0" Length



MD 1648

• 2" Projection • 2 7/8" Height • 12'0" Length



MD 1649

• 1 1/2" Projection • 2 1/4" Height • 8'0" Length




MD 1907

• 3 3/4" Projection • 3 3/4" Height • 12'0" Length



MD 1908

• 6" Projection • 5 1/2" Height • 12'0" Length




MD 1159

• 4" Projection • 4" Height • 12'0" Length

1 • 8 0 0 • 6 8 5 • 9 9 8 1





MD 1211
 • 5 1/2" Projection • 7 3/4" Height • 12'0" Length



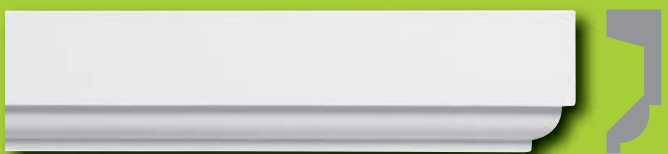
MD 1405
 • 1 7/8" Projection • 3" Height • 12'0" Length




MD 1013
 • 2 3/8" Projection • 4 3/4" Height • 13'0" Length



MD 1629
 • 3" Projection • 4 1/2" Height • 12'0" Length



MD 1352
 • 2" Projection • 5 1/4" Height • 12'0" Length



MD 1802
 • 2 1/2" Projection • 9" Height • 12'0" Length



MD 1169
 • 2 1/2" Projection • 4 1/2" Height • 12'0" Length




MD 1801
 • 4" Projection • 5" Height • 12'0" Length



MD 1509RS
 • 3 1/2" Projection • 16" Height • 12'1/2" Length
 • **ROUGH SAWN**



MD 1900
 • 3 1/4" Projection • 4" Height • 12'0" Length



MD 1268
 • 4" Projection • 4 1/4" Height • 12'0" Length



MD 1949
 • 4 1/2" Projection • 4" Height • 12'0" Length



MD 1607
 • 2 1/4" Projection • 5" Height • 12'0" Length





MOULDINGS

NOTICE :

SPECTIS ADHESIVE MUST BE USED ON ALL BEDDING/BUTT JOINTS.



MD 1650


MD 1650CF

• 7 1/2" Projection • 9 1/2" Height • 12'0" Length
• **CONCRETE FINISH**




MD 1660

• 7 1/2" Projection • 11 5/8" Height • 12'0" Length



MD 1514

• 11 1/4" Projection • 15 1/2" Height • 12'0" Length



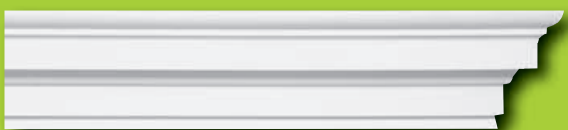
MD 1699

• 4" Projection • 3 3/8" Height • 12'0" Length



MD 1474

• 4" Projection • 4 1/2" Height • 12'0" Length



MD 1628

• 3 1/2" Projection • 6 1/2" Height • 12'0" Length



MD 1518

• 4 3/4" Projection • 4 3/4" Height • 12'0" Length




MD 1388

• 4" Projection • 5" Height • 12'0" Length




MD 1175B

• 4 3/4" Projection • 8 1/4" Height • 12'0" Length



MD 1715

• 2 1/2" Projection • 10 3/8" Height • 12'0" Length



MD 1585

• 2 1/16" Projection • 15 13/16" Height • 12'0" Length



MD 1758

• 2" Projection • 8" Height • 12'0" Length



MD 1553

• 10 7/16" Projection • 14 5/16" Height • 10'0" Length

1 • 8 0 0 • 6 8 5 • 9 9 8 1





Photo above illustrates the use of Spectis custom mouldings and pilasters.



MD 1286

• 3 1/2" Projection • 5 3/8" Height • 12'0" Length



MD 1759

• 6" Projection • 6 1/2" Height • 12'0" Length



MD 1512

• 5" Projection • 6 3/8" Height • 12'0" Length



MD 1034

• 6 1/2" Projection • 8" Height • 12'0" Length



MD 1962

• 6" Projection • 6" Height • 12'0" Length




MD 1034CF

• 6 1/2" Projection • 8" Height • 12'0" Length
• **CONCRETE FINISH**



MD 1956

• 6 7/16" Projection • 8 1/16" Height • 12'0" Length



MD 1711

• 6" Projection • 12 1/2" Height • 12'0" Length



MD 1094

• 5 3/8" Projection • 8 1/8" Height • 12'0" Length






MOULDINGS

NOTICE :


SPECTIS ADHESIVE MUST BE USED ON ALL BEDDING/BUTT JOINTS.



MD 1882
• 5 1/4" Projection • 8 5/8" Height • 12'0" Length




MD 1202
• 5 3/4" Projection • 8 3/4" Height • 12'0" Length




MD 1232
• 4 1/8" Projection • 9" Height • 12'0" Length



MD 1631
• 7 1/2" Projection • 10" Height • 8'0" Length



MD 1184
• 10 1/2" Projection • 13 3/4" Height • 12'0" Length



MD 1511
• 3/4" Projection • 1 3/4" Height • 6'6" Length


Smooth Board

• Flat Board Custom Sizes Available

• 1" Projection • 12'0" Length

- | | | |
|------------------------------------------------|--------------------------------------------------------|----------------------------------------------------|
| MD 1011 - 1
• 1" Height | MD 1011 - 6 ^{1,3,5}
• 6" Height | MD 1011 - 12 ²
• 12" Height |
| MD 1011 - 2
• 2" Height | MD 1011 - 7
• 7" Height | MD 1011 - 13.5
• 13 1/2" Height |
| MD 1011 - 2.125
• 2 1/8" Height | MD 1011 - 7.25 ³
• 7 1/4" Height | MD 1011 - 14 ³
• 14" Height |
| MD 1011 - 2.25
• 2 1/4" Height | MD 1011 - 7.5 ³
• 7 1/2" Height | MD 1011 - 16
• 16" Height |
| MD 1011 - 2.5
• 2 1/2" Height | MD 1011 - 8 ^{1,3}
• 8" Height | MD 1011 - 18
• 18" Height |
| MD 1011 - 3
• 3" Height | MD 1011 - 9
• 9" Height | MD 1011 - 21
• 21" Height |
| MD 1011 - 3.5
• 3 1/2" Height | MD 1011 - 9.125 ³
• 9 1/8" Height | MD 1011 - 25 ^{2,4}
• 25" Height |
| MD 1011 - 4
• 4" Height | MD 1011 - 9.5
• 9 1/2" Height | MD 1011 - 36
• 36" Height |
| MD 1011 - 5 ²
• 5" Height | MD 1011 - 10 ⁵
• 10" Height | • 8' Length |
| MD 1011 - 5.5
• 5 1/2" Height | MD 1011 - 11.5
• 11 1/2" Height | |

CUSTOM SIZE PVC BOARDS AVAILABLE 1/2" OR 1" THICK



• Flat Board Custom Sizes Available

• 3/4" Projection • 12'0" Length


- | | | |
|------------------------------------------|------------------------------------------------|-------------------------------------------|
| MD 1114 - 3
• 3" Height | MD 1114 - 5.5
• 5 1/2" Height | MD 1114 - 10
• 10" Height |
| MD 1114 - 3.5
• 3 1/2" Height | MD 1114 - 6 ¹
• 6" Height | MD 1114 - 11
• 11" Height |
| MD 1114 - 4
• 4" Height | MD 1114 - 7
• 7" Height | MD 1114 - 12
• 12" Height |
| MD 1114 - 4.75
• 4 3/4" Height | MD 1114 - 7.25
• 7 1/4" Height | MD 1114 - 14
• 14" Height |
| MD 1114 - 5
• 5" Height | MD 1114 - 7.5
• 7 1/2" Height | MD 1114 - 15.5
• 15 1/2" Height |
| MD 1114 - 5.25
• 5 1/4" Height | MD 1114 - 8 ¹
• 8" Height | |

- 1 – Also available in Rough Sawn (woodtone color)
- 2 – Also available in Fossil Stone
- 3 – Also available in Weathered Cedar (woodtone color)
- 4 – Also available in Woodgrain (woodtone color)
- 5 – Also available in Pecky Cypress (woodtone color)


1 • 800 • 685 • 9981




MOULDINGS




MD 1709
• 4" Projection • 4" Height • 12'0" Length




MD 1481
• 3" Projection • 3" Height • 12'0" Length




MD 1798
• 2 1/2" Projection • 2 1/2" Height • 12'0" Length




MD 1634
• 1 3/8" Projection • 5" Height • 12'0" Length




MD 1559
• 1 3/4" Projection • 10 1/2" Height • 12'0" Length




• 1/2" Projection • 12'0" Length
MD 1443-4.5CF • 4.5" Height
MD 1443-5.5CF • 5.5" Height
MD 1443-7.5CF • 7.5" Height
• **CONCRETE FINISH**




MD 1254
• 1 3/8" Projection • 2" Height • 12'0" Length




MD 1090
• 1" Projection • 4" Height • 13'0" Length




MD 1051
• 1 1/4" Projection • 5" Height • 12'0" Length



• 1 1/2" Projection • 12'0" Length
MD 1108-3 • 3" Height
MD 1108-3.5 • 3 1/2" Height
MD 1108-5 • 5" Height
MD 1108-5.5 • 5 1/2" Height
MD 1108-6 • 6" Height
MD 1108-7.5 • 7 1/2" Height
MD 1108-9.5 • 9 1/2" Height
MD 1108-12 • 12" Height
MD 1108-13.5 • 13 1/2" Height
MD 1108-16 • 16" Height
MD 1108-6RS • 6" Height
MD 1108-8RS • 8" Height
• **ROUGH SAWN** • **ROUGH SAWN** • **ROUGH SAWN**



MD 1510
• 1 3/4" Projection • 7 1/2" Height • 12'0" Length



MD 1188
• 1 1/2" Projection • 8 1/2" Height • 12'0" Length






MOULDINGS


NOTICE :

SPECTIS ADHESIVE MUST BE USED ON ALL BEDDING/BUTT JOINTS.



MD 1190

• 1" Projection • 12" Height • 12'0" Length



• 2" Projection • 12'0" Length

MD 1165 - 2.5

• 2 1/2" Height
• 8' Length

MD 1165 - 4.5

• 4 1/2" Height

MD 1165 - 6

• 6" Height

MD 1165 - 8


• 8" Height

MD 1165 - 11.25

• 11 1/4" Height
• 8' Length


MD 1165 - 12

• 12" Height




MD 1166

• 1 1/8" Projection • 4 1/2" Height • 10'0" Length




MD 1698

• 1 1/2" Projection • 4" Height • 11'0" Length




MD 1554

• 1 1/8" Projection • 6 13/16" Height • 12'0" Length



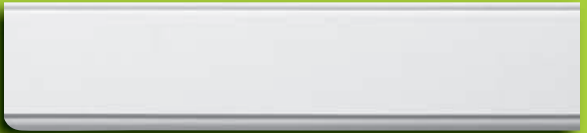
MD 1318

• 3/4" Projection • 3 1/4" Height • 12'0" Length




MD 1637

• 1/2" Projection • 4 7/8" Height • 12'0" Length




MD 1167

• 1 1/8" Projection • 5 1/2" Height • 10'0" Length




MD 1048

• 1 3/4" Projection • 7" Height • 12'0" Length




MD 1683

• 1 3/4" Projection • 12" Height • 12'0" Length



MD 1963

• 1 3/4" Projection • 13 1/2" Height • 12'0" Length

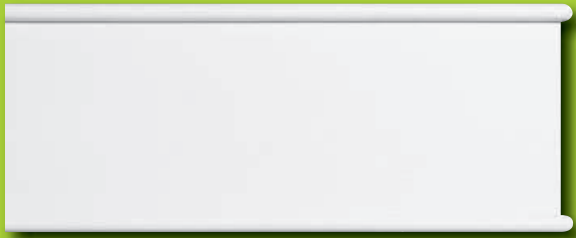


MD 1244

• 1 1/4" Projection • 11" Height • 12'0" Length


1 • 8 0 0 • 6 8 5 • 9 9 8 1






MD 1435

• 1 5/8" Projection • 14 3/4" Height • 12'0" Length




MD 1641

• 1 3/16" Projection • 3 3/4" Height • 12'0" Length




MD 1849

• 1 1/16" Projection • 4" Height • 12'0" Length



MD 1439

• 1 5/8" Projection • 6 3/4" Height • 12'0" Length



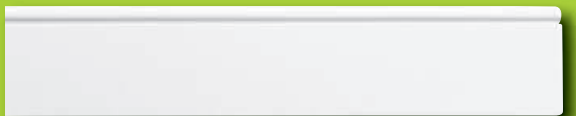
MD 1640

• 1 5/8" Projection • 8" Height • 12'0" Length




MD 1049

• 1 3/4" Projection • 18" Height • 12'0" Length



MD 1256

• 3/4" Projection • 4" Height • 12'0" Length




MD 1085

• 1" Projection • 7 1/2" Height • 12'0" Length



MD 1877

• 9/16" Projection • 2 11/16" Height • 10'0" Length



MD 1172

• 9/16" Projection • 3" Height • 12'0" Length

MD 1172FS

• FOSSIL STONE



MD 1424

• 1" Projection • 4 1/16" Height • 12'0" Length



MD 1680

• 1" Projection • 4" Height • 12'0" Length

• Moulding matches RAL2105B



MD 1503

• 1" Projection • 7 1/2" Height • 12'0" Length

• Moulding matches RAL 2100B






MOULDINGS


NOTICE :

SPECTIS ADHESIVE MUST BE USED ON ALL BEDDING/BUTT JOINTS.



MD 1173

• 1/2" Projection • 6" Height • 12'0" Length



MD 1540

• 2 1/16" Projection • 16 3/4" Height • 12'0" Length



MD 1257

• 3/4" Projection • 3 1/4" Height • 12'0" Length




MD 1170

• 5/8" Projection • 5 1/4" Height • 12'0" Length




MD 1744

• 1 1/16" Projection • 3 15/16" Height • 12'0" Length



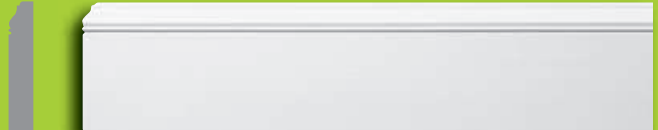
MD 1486

• 1 1/16" Projection • 6" Height • 12'0" Length




MD 1495

• 3/4" Projection • 3 3/8" Height • 12'0" Length



MD 1135

• 1 1/8" Projection • 6" Height • 12'0" Length




MD 1325

• 5/8" Projection • 5" Height • 8'0" Length




MD 1645CF

• 3/4" Projection • 8" Height • 12'0" Length • **CONCRETE FINISH**



MD 1944

• 7/16" Projection • 6" Height • 12'0" Length




MD 1831

• 1 1/8" Projection • 11 1/4" Height • 12'0" Length


1 • 8 0 0 • 6 8 5 • 9 9 8 1





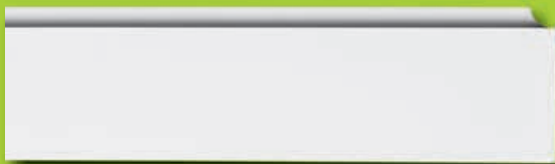
MD 1505

• 1" Projection • 13 1/8" Height • 12'0" Length




MD 1301

• 7/8" Projection • 9 5/8" Height • 12'0" Length




MD 1910

• 3/4" Projection • 5" Height • 12'0" Length



MD 1033

• 3/4" Projection • 7 1/2" Height • 12'0" Length




MD 1783

• 7/8" Projection • 14" Height • 12'0" Length



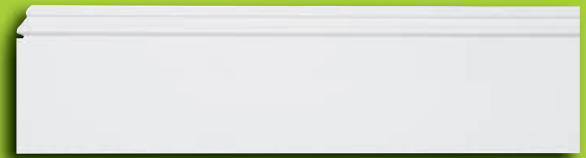
MD 1380WG

• 3/4" Projection • 5" Height • 12'0" Length
• **WOODGRAIN** • **WOODTONE COLOUR**




MD 1016

• 1 1/2" Projection • 10" Height • 12'0" Length



MD 1587

• 3/4" Projection • 7" Height • 12'0" Length




MD 1365

• 2 1/2" Projection • 10" Height • 12'0" Length



MD 1677

• 1 1/16" Projection • 13 5/16" Height • 12'0" Length



MD 1023

• 3/4" Projection • 14" Height • 12'0" Length





MOULDINGS


NOTICE :

SPECTIS ADHESIVE MUST BE USED ON ALL BEDDING/BUTT JOINTS.




MD 1625

• 2 5/8" Projection • 19" Height • 12'0" Length



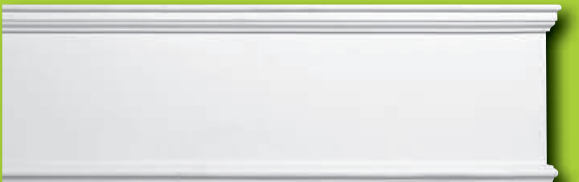
MD 1820

• 3 1/8" Projection • 8 1/4" Height • 12'0" Length




MD 1363

• 1 3/8" Projection • 8 3/4" Height • 12'0" Length




MD 1476

• 1 3/8" Projection • 10 3/4" Height • 12'0" Length




MD 1506

• 1 3/4" Projection • 5 1/2" Height • 12'0" Length



MD 1957

• 1 7/8" Projection • 8 3/8" Height • 12'0" Length




MD 1475

• 1 5/8" Projection • 14 3/4" Height • 12'0" Length



MD 1591

• 7/8" Projection • 3 1/8" Height • 12'0" Length
• Moulding matches RAL 2104B




MD 1752

• 1 1/2" Projection • 18" Height • 12'0" Length



MD 1565

• 1 1/2" Projection • 6" Height • 12'0" Length




MD 1030

• 1 1/2" Projection • 5 1/2" Height • 12'0" Length



MD 1406

• 2" Projection • 4 1/2" Height • 12'0" Length




MD 1524

• 3 3/8" Projection • 5 1/2" Height • 12'0" Length

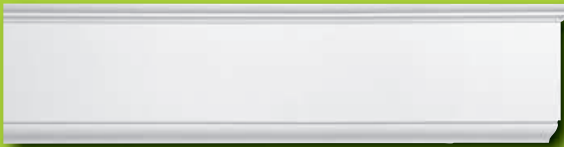
1 • 8 0 0 • 6 8 5 • 9 9 8 1






MD 1118

• 1 1/2" Projection • 8 1/2" Height • 12'0" Length




MD 1522

• 2 1/16" Projection • 10" Height • 12'0" Length



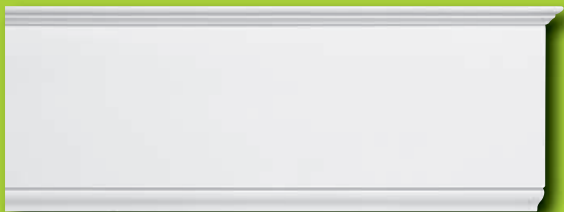
MD 1018

• 1 1/2" Projection • 9" Height • 12'0" Length




MD 1372

• 2 1/8" Projection • 13 3/8" Height • 12'0" Length



MD 1214

• 2 1/16" Projection • 14 1/2" Height • 12'0" Length



MD 1216

• 3 1/8" Projection • 16 5/8" Height • 12'0" Length



MD 1043

• 9/16" Projection • 1 1/8" Height • 10'0" Length



MD 1364

• 9/16" Projection • 1 1/8" Height • 8'0" Length



MD 1248

• 13/16" Projection • 3/4" Height • 12'0" Length



MD 1911

• 3/4" Projection • 1 1/4" Height • 12'0" Length



MD 1323

• 1 1/4" Projection • 1 1/2" Height • 12'0" Length



MD 1532

• 2" Projection • 3" Height • 12'0" Length



MD 1616

• 2 3/4" Projection • 2 9/16" Height • 12'0" Length



MD 1059

• 3/4" Projection • 1" Height • 10'0" Length



MD 1527

• 3/4" Projection • 1" Height • 12'0" Length





MOULDINGS

NOTICE :

SPECTIS ADHESIVE MUST BE USED ON ALL BEDDING/BUTT JOINTS.




MD 1951

• 2 3/8" Projection • 2 3/4" Height • 12'0" Length



MD 1815

• 4 3/4" Projection • 4 1/4" Height • 12'0" Length



MD 1457

• 5 3/16" Projection • 4" Height • 12'0" Length



MD 1745

• 4 1/8" Projection • 6 3/8" Height • 12'0" Length



MD 1156

• 1 1/2" Projection • 1 5/8" Height • 12'0" Length



MD 1138

• 7/8" Projection • 1 3/4" Height • 12'0" Length



MD 1787

• 1 1/8" Projection • 2 3/8" Height • 12'0" Length



MD 1535

• 13/16" Projection • 1 5/8" Height • 12'0" Length



MD 1673

• 7/8" Projection • 2 3/16" Height • 12'0" Length



MD 1151

• 1 1/16" Projection • 2 1/2" Height • 12'0" Length



MD 1151 SPLIT

• 1 1/16" Projection • 1 3/16" Height • 12'0" Length



MD 1855

• 1 1/8" Projection • 1 7/16" Height • 12'0" Length



MD 1148

• 1 3/4" Projection • 1 3/4" Height • 12'0" Length



MD 1835

• 3 3/16" Projection • 3 1/4" Height • 12'0" Length




MD 1494

• 1" Projection • 1 1/4" Height • 12'0" Length



MD 1728

• 1" Projection • 1" Height • 12'0" Length



MD 1427

• 1 1/2" Projection • 1 7/8" Height • 12'0" Length

1 • 8 0 0 • 6 8 5 • 9 9 8 1





MD 1747

• 1 7/8" Projection • 2 1/4" Height • 12'0" Length



MD 1143

• 2 1/2" Projection • 2 3/4" Height • 12'0" Length



MD 1077

• 1 3/8" Projection • 1 7/8" Height • 12'0" Length



MD 1116

• 11/16" Projection • 1 3/8" Height • 8'0" Length



MD 1212

• 1 3/4" Projection • 2 1/8" Height • 12'0" Length




MD 1472

• 3/4" Projection • 1 5/8" Height • 12'0" Length



MD 1376

• 4" Projection • 4 1/4" Height • 12'0" Length



MD 1594

• 1" Projection • 2 1/2" Height • 12'0" Length



MD 1103

• 1 1/2" Projection • 2 3/8" Height • 12'0" Length




MD 1942

• 3/4" Projection • 1 1/4" Height • 12'0" Length



MD 1676

• 15/16" Projection • 1 3/8" Height • 10'0" Length



MD 1073

• 5/8" Projection • 1 1/2" Height • 12'0" Length



MD 1445

• 1 11/16" Projection • 2 1/8" Height • 12'0" Length



MD 1843

• 1 5/8" Projection • 2 1/8" Height • 12'0" Length



MD 1482

• 1 3/16" Projection • 1 3/4" Height • 12'0" Length






MOULDINGS


NOTICE :

SPECTIS ADHESIVE MUST BE USED ON ALL BEDDING/BUTT JOINTS.




MD 1821

• 2" Projection • 3 3/4" Height • 12'0" Length




MD 1684

• 1 1/8" Projection • 2 1/8" Height • 12'0" Length




MD 1879

• 1 1/2" Projection • 5 1/2" Height • 12'0" Length




MD 1781

• 1 1/8" Projection • 2 1/2" Height • 12'0" Length



MD 1586

• 1 3/4" Projection • 3 1/2" Height • 12'0" Length



MD 1621FS

• 2 1/2" Projection • 5 1/2" Height • 12'0" Length
• FOSSIL STONE



MD 1513

• 1 3/4" Projection • 2 1/2" Height • 12'0" Length




MD 1746

• 2 3/4" Projection • 4" Height • 12'0" Length




MD 1378

• 9/16" Projection • 1" Height • 8'0" Length



MD 1589

• 1" Projection • 2 15/16" Height • 12'0" Length
• Moulding matches RAL 2110B




MD 1592

• 7/8" Projection • 3" Height • 12'0" Length
• Moulding matches RAL 2110T



MD 1830

• 2 1/2" Projection • 2 1/8" Height • 12'0" Length




MD 1303


• 2" Projection • 3" Height • 12'0" Length

1 • 8 0 0 • 6 8 5 • 9 9 8 1






MD 1822
• 3" Projection • 4" Height • 12'0" Length



MD 1483
• 1 1/8" Projection • 1 7/16" Height • 8'0" Length




MD 1425
• 3 7/16" Projection • 7 1/4" Height • 12'0" Length



MD 1153
• 1" Projection • 1 3/8" Height • 8'0" Length




MD 1383
• 2 1/8" Projection • 4 1/2" Height • 12'0" Length




MD 1785
• 3/4" Projection • 2" Height • 12'0" Length



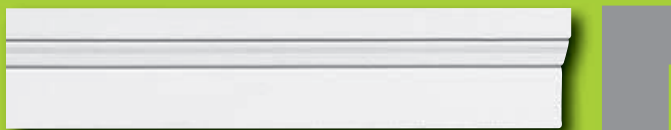
MD 1748
• 3 1/2" Projection • 5 1/8" Height • 12'0" Length



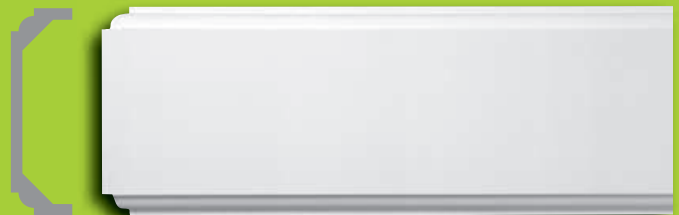
MD 1133
• 1" Projection • 1 3/4" Height • 12'0" Length



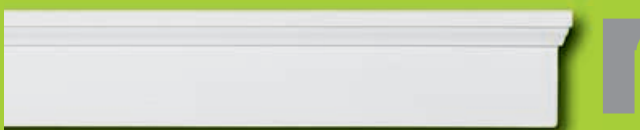
MD 1561
• 3" Projection • 16" Height • 12'0" Length



MD 1069
• 1 1/4" Projection • 2" Height • 12'0" Length



MD 1568
• 4" Projection • 13 1/2" Height • 12'0" Length



MD 1844
• 1 1/4" Projection • 3" Height • 12'0" Length






MOULDINGS

NOTICE :

SPECTIS ADHESIVE MUST BE USED ON ALL BEDDING/BUTT JOINTS.




MD 1050

• 2" Projection • 2" Height • 12'0" Length



MD 1119

• 2 1/2" Projection • 2 3/4" Height • 12'0" Length



MD 1766

• 1 7/8" Projection • 3 1/2" Height • 12'0" Length




MD 1306

• 2 1/2" Projection • 3 1/2" Height • 11'8" Length



MD 1884

• 1 13/16" Projection • 2 15/16" Height • 12'0" Length



MD 1619

• 1 1/2" Projection • 4 3/16" Height • 12'0" Length



MD 1765

• 2 1/2" Projection • 2 1/2" Height • 12'0" Length



MD 1883

• 3 1/4" Projection • 4" Height • 12'0" Length



MD 1203

• 4 3/8" Projection • 5 3/16" Height • 12'0" Length




MD 1124

• 3/4" Projection • 1 5/8" Height • 12'0" Length



MD 1124 SPLIT

• 3/4" Projection • 3/4" Height • 12'0" Length



MD 1695

• 3/4" Projection • 1 5/8" Height • 12'0" Length



MD 1695 SPLIT

• 3/4" Projection • 3/4" Height • 12'0" Length



MD 1703

• 5/8" Projection • 1 3/8" Height • 12'0" Length




MD 1703 SPLIT


• 5/8" Projection • 5/8" Height • 12'0" Length

1 • 8 0 0 • 6 8 5 • 9 9 8 1







MD 1131
• 1" Projection • 2 1/8" Height • 12'0" Length




MD 1131 SPLIT
• 1" Projection • 1" Height • 12'0" Length



MD 1811
• 1 1/4" Projection • 1 1/4" Height • 12'0" Length




MD 1529
• 1 3/4" Projection • 2 21/32" Height • 12'0" Length




MD 1121
• 5/8" Projection • 1 3/8" Height • 8'0" Length



MD 1121 SPLIT
• 5/8" Projection • 5/8" Height • 8'0" Length



MD 1136
• 9/16" Projection • 1 1/2" Height • 12'0" Length



MD 1136 SPLIT
• 9/16" Projection • 9/16" Height • 12'0" Length



MD 1498
• 1 1/4" Projection • 1 3/4" Height • 12'0" Length



MD 1270
• 5/8" Projection • 1 5/16" Height • 12'0" Length • 12" Repeat




MD 1516
• 1/2" Projection • 1" Height • 12'0" Length



MD 1450
• 11/16" Projection • 1 1/2" Height • 12'0" Length



MD 1037
• 3/4" Projection • 2" Height • 12'0" Length



MD 1134
• 1 1/4" Projection • 3 1/8" Height • 12'0" Length



MD 1620
• 2 3/4" Projection • 4 1/2" Height • 12'0" Length





MOULDINGS

NOTICE :

SPECTIS ADHESIVE MUST BE USED ON ALL BEDDING/BUTT JOINTS.



MD 1687

• 3/4" Projection • 2 5/8" Height • 12'0" Length



MD 1127

• 1 1/2" Projection • 3 7/8" Height • 12'0" Length




MD 1127 SPLIT

• 1 1/2" Projection • 1 7/8" Height • 12'0" Length



MD 1224

• 1 7/8" Projection • 5 9/16" Height • 12'0" Length



MD 1590


• 1" Projection • 3 1/8" Height • 12'0" Length
• Moulding matches RAL 2104T



MD 1201SB


• Smooth • 1" Projection • 2 1/16" Height • 8'0" Length

MD 1201WG • WOOD GRAIN



MD 1337

• 3 1/8" Projection • 5 1/8" Height • 12'0" Length



MD 1238

• 7/8" Projection • 3" Height • 12'0" Length




MD 1442CF

• 1 11/16" Projection • 5" Height • 12'0" Length
• CONCRETE FINISH



MD 1644CF

• 2" Projection • 4" Height • 12'0" Length
• CONCRETE FINISH



MD 1444

• 1 3/8" Projection • 5" Height • 12'0" Length



MD 1530

• 3 3/16" Projection • 12 3/8" Height • 12'0" Length



MD 1273

• 1 3/4" Projection • 5" Height • 12'0" Length


1 • 8 0 0 • 6 8 5 • 9 9 8 1






MD 1485

• 3 1/8" Projection • 6 3/16" Height • 12'0" Length




MD 1667

• 5/8" Projection • 1 3/4" Height • 12'0" Length




MD 1595

• 1 5/8" Projection • 6 7/8" Height • 12'0" Length




MD 1816

• 1 1/2" Projection • 3 3/4" Height • 12'0" Length



MD 1933

• 2 3/8" Projection • 10 3/4" Height • 12'0" Length



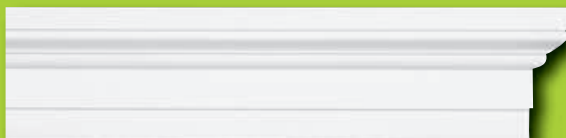
MD 1453

• 2" Projection • 6" Height • 12'0" Length




MD 1458

• 1 7/8" Projection • 5 1/2" Height • 12'0" Length




MD 1596

• 1 1/2" Projection • 4 1/4" Height • 12'0" Length



MD 1659

• 2 1/4" Projection • 8" Height • 12'0" Length



MD 1597A


• 7 1/2" Projection • 1 1/8" Height • 12'0" Length

A

B


MD 1597B

• 1 3/8" Projection • 3 1/2" Height • 12'0" Length



MD 1606

• 3/4" Projection • 5 1/2" Height • 12'0" Length



MD 1560

• 3" Projection • 12" Height • 12'0" Length






MOULDINGS

NOTICE :

SPECTIS ADHESIVE MUST BE USED ON ALL BEDDING/BUTT JOINTS.




MD 1669

• 3" Projection • 8 1/2" Height • 12'0" Length




MD 1459

• 2 1/16" Projection • 5 9/16" Height • 12'0" Length




MD 1915

• 2 3/8" Projection • 7 3/8" Height • 12'0" Length




MD 1317

• 1 1/2" Projection • 4" Height • 12'0" Length




MD 1449

• 13/16" Projection • 3 3/4" Height • 12'0" Length



MD 1332

• 1 3/4" Projection • 6" Height • 12'0" Length



MD 1455

• 1 1/8" Projection • 7" Height • 12'0" Length



MD 1913

• 1 3/4" Projection • 12" Height • 12'0" Length



MD 1137

• 1 1/8" Projection • 2 1/4" Height • 12'0" Length



MD 1857

• 2" Projection • 2 5/8" Height • 12'0" Length




MD 1385

• 2 1/8" Projection • 2 1/16" Height • 12'0" Length



MD 1872

• 1 1/2" Projection • 3" Height • 12'0" Length



MD 1742


• 1 7/16" Projection • 5" Height • 12'0" Length

1 • 8 0 0 • 6 8 5 • 9 9 8 1






MD 1523
 • 2 3/4" Projection • 6 1/2" Height • 12'0" Length




MD 1860
 • 1/2" Projection • 2 1/8" Height • 10'0" Length



MD 1055
 • 1/2" Projection • 1 5/8" Height • 12'0" Length




MD 1958
 • 5/16" Projection • 2 3/16" Height • 12'0" Length



MD 1130
 • 1/2" Projection • 2 5/8" Height • 8'0" Length




MD 1107
 • 5/8" Projection • 1 5/8" Height • 10'0" Length



MD 1456
 • 1 1/16" Projection • 5 1/2" Height • 12'0" Length
 • Moulding matches RAL 2100T



MD 1852
 • 3/4" Projection • 3 1/2" Height • 12'0" Length




MD 1146
 • 3/4" Projection • 3" Height • 12'0" Length



MD 1770
 • 11/16" Projection • 3 1/2" Height • 12'0" Length



MD 1128
 • 3/4" Projection • 1 1/2" Height • 8'0" Length



MD 1377
 • 1" Projection • 3 1/2" Height • 12'0" Length





MOULDINGS

NOTICE :

SPECTIS ADHESIVE MUST BE USED ON ALL BEDDING/BUTT JOINTS.



MD 1088

• 7/8" Projection • 3 1/4" Height • 12'0" Length




MD 1854

• 1" Projection • 5" Height • 12'0" Length




MD 1290

• 1" Projection • 5 1/4" Height • 12'0" Length



MD 1538

• 1" Projection • 7 1/4" Height • 12'0" Length



MD 1283

• 3/4" Projection • 5 1/8" Height • 12'0" Length



MD 1381

• 1 1/8" Projection • 5" Height • 12'0" Length



MD 1912

• 7/8" Projection • 4" Height • 12'0" Length 3" Repeat



MD 1129

• 1 1/2" Projection • 6" Height • 5'0" Length • 4 3/8" Repeat



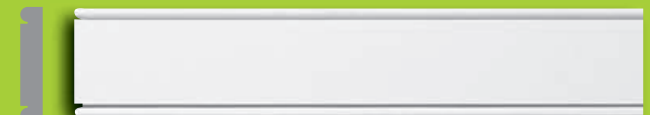
MD 1473

• 1 1/8" Projection • 3 1/4" Height • 12'0" Length



MD 1100

• 3 1/8" Projection • 5 1/4" Height • 12'0" Length • 4 3/16" Repeat



MD 1228

• 3/4" Projection • 3 7/8" Height • 12'0" Length



MD 1682

• 5" Projection • 4 1/4" Height • 12'0" Length



MD 1370

• 1 1/8" Projection • 5 3/4" Height • 12'0" Length


1 • 8 0 0 • 6 8 5 • 9 9 8 1





MD 1851

• 7/8" Projection • 3 1/4" Height • 12'0" Length




MD 1177

• 1 1/16" Projection • 6 3/16" Height • 12'0" Length



MD 1440

• 1 3/8" Projection • 3 1/2" Height • 12'0" Length




MD 1823

• 2" Projection • 7 1/2" Height • 12'0" Length




MD 1093

• 3" Projection • 4" Height • 12'0" Length



MD 1806

• 1 1/4" Projection • 6" Height • 12'0" Length



MD 1652

• 1 1/2" Projection • 7 1/2" Height • 12'0" Length




Photo above illustrates the use of Spectis blocks BL 2441 and Spectis moulding MD 1162 & MD 1163.



MD 1315

• 1 1/16" Projection • 4" Height • 12'0" Length
• Moulding matches RAL 2111B



MD 1339

• 3" Projection • 9" Height • 12'0" Length



MD 1304

• 1 1/8" Projection • 3 3/4" Height • 12'0" Length
• Moulding matches RAL 2111T



MD 1679

• 1" Projection • 3 3/4" Height • 12'0" Length
• Moulding matches RAL 2105T





MOULDINGS

NOTICE :

SPECTIS ADHESIVE MUST BE USED ON ALL BEDDING/BUTT JOINTS.



Photo above illustrates the use of Spectis crown mouldings custom build up.



MD 1658

• 11 7/8" Projection • 10 3/4" Height • 12'0" Length




MD 1662

• 12 3/4" Projection • 12 1/8" Height • 12'0" Length




MD 1545

• 17" Projection • 12" Height • 12'0" Length



MD 1657

• 3" Projection • 4" Height • 12'0" Length




MD 1469

• 2 1/2" Projection • 3 1/2" Height • 12'0" Length




MD 1477

• 1/2" Projection • 13" Height • 12'0" Length
• Moulding matches RAL 2101T LID



MD 1470

• 1 3/4" Projection • 2 1/2" Height • 12'0" Length



MD 1793

• 1 7/8" Projection • 20 3/4" Height • 12'0" Length



MD 1778CF

• 3" Projection • 6" Height • 12'0" Length • CONCRETE FINISH




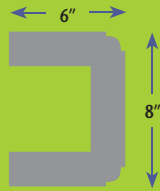
1 • 8 0 0 • 6 8 5 • 9 9 8 1



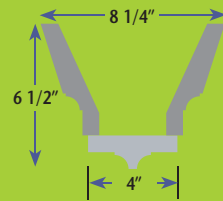
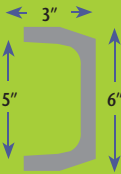
MOULDINGS



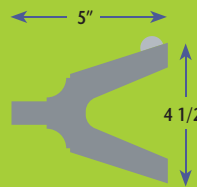
MD 1689WG • 12'0" Length
• WOOD GRAIN • WOODTONE COLOUR




MD 1418 • 12'0" Length



MD 1608 • 12'0" Length



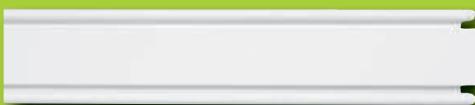
MD 1609 • 12'0" Length





MD 1710 • 12'0" Length



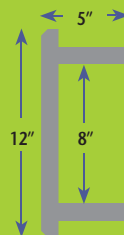
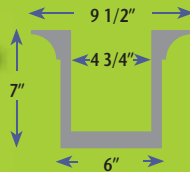
Photo above illustrates the use of Spectis custom crown mouldings and dentils.





MD 1779 • 12'0" Length



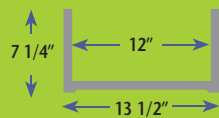
MD 1278 • 12'0" Length




MD 1282 • 12'0" Length



MD 1279 • 12'0" Length



MD 1431 • 12'0" Length





MOULDINGS

NOTICE :

SPECTIS ADHESIVE MUST BE USED ON ALL BEDDING/BUTT JOINTS.



MD 1480

• 3/8" Projection • 3/4" Height • 8'0" Length



MD 1176

• 5/8" Projection • 1 1/4" Height • 8'0" Length



MD 1122

• 5/8" Projection • 1 3/8" Height • 12'0" Length



MD 1122 SPLIT

• 5/8" Projection • 5/8" Height • 12'0" Length



MD 1393

• 1 1/8" Projection • 1 1/4" Height • 12'0" Length



MD 1220

• 1 1/2" Projection • 2" Height • 12'0" Length



MD 1145

• 1 1/4" Projection • 2 1/2" Height • 12'0" Length




MD 1249

• 1 1/2" Projection • 3" Height • 12'0" Length



MD 1353

• 3/4" Projection • 1 3/8" Height • 12'0" Length




MD 1187

• 1 3/4" Projection • 3 1/2" Height • 12'0" Length




MD 1191

• 4" Projection • 4 1/2" Height • 12'0" Length



MD 1298

• 2 3/4" Projection • 5 1/2" Height • 12'0" Length




MD 1528

• 3" Projection • 5 3/4" Height • 12'0" Length



MD 1751

• 4 1/2" Projection • 6" Height • 12'0" Length



MD 1946

• 4" Projection • 4 1/2" Height • 12'0" Length



MD 1222 QUOIN

• 1 1/2" Projection
• 16" Width • 8'0" Length

1 • 8 0 0 • 6 8 5 • 9 9 8 1

