

GC Handrail Knee Wall Post Information

Knee walls vary greatly in how they are built.
There is no standard.

Because of this, we require extra information to
build these posts specific to your home.

There are approximately 3 different styles of
knee walls.

Here are 3 of the styles that we have seen and
what information we need in order to modify
posts to fit a knee wall.

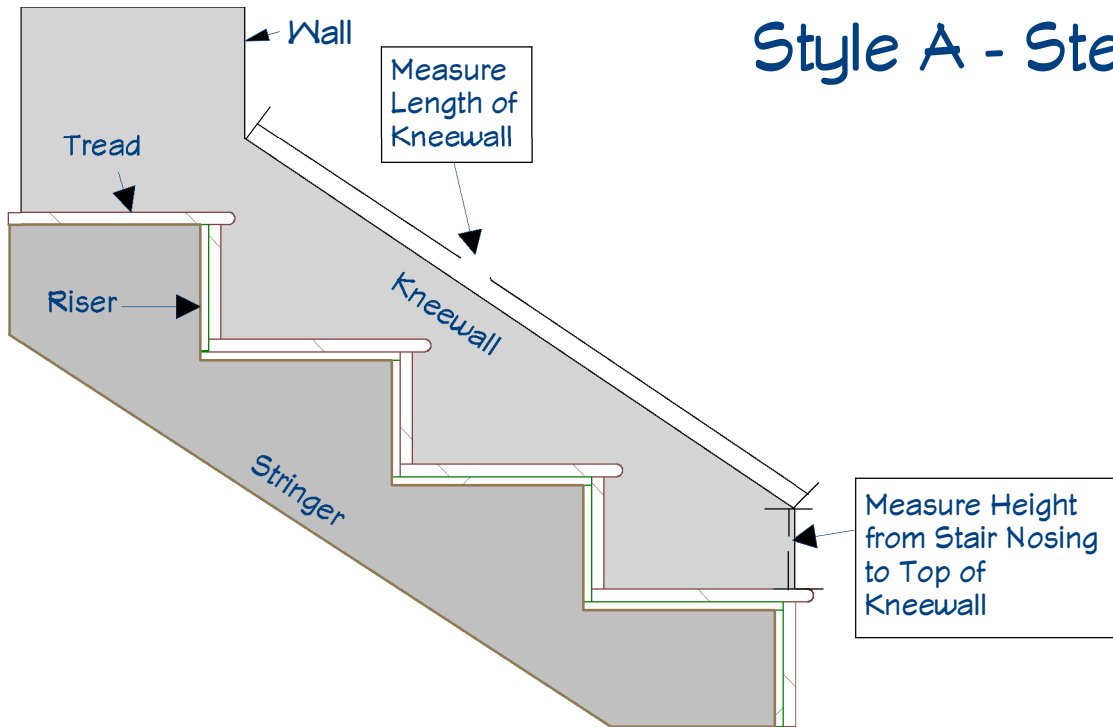
Knee walls can vary in where the knee wall
starts and ends and if a wall is at the top.

Knee walls can also vary in angle.

We will modify our posts height.

We will build the bottom plate of the posts at
angle that matches your knee wall angle.

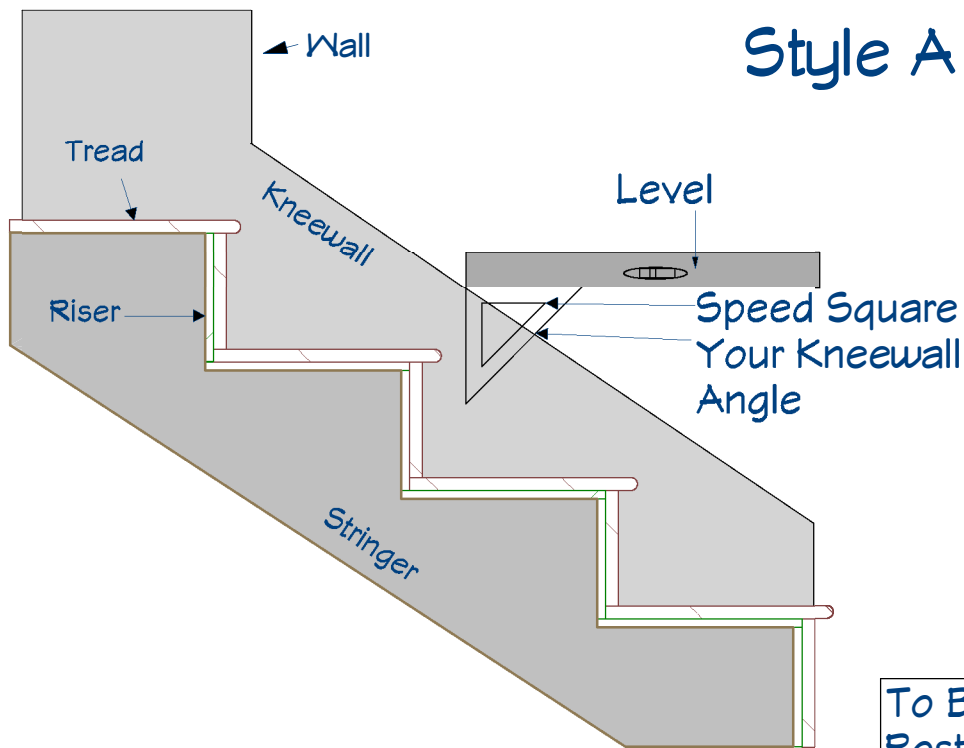
Style A - Step 1



To Build Style A Kneewall Posts We Need:


1. Length of Kneewall
2. Distance from Stair Nosing to Kneewall Vertically

Style A - Step 2



To Build Style A Kneewall Posts We Need:
3. Kneewall Angle

Style A - Example



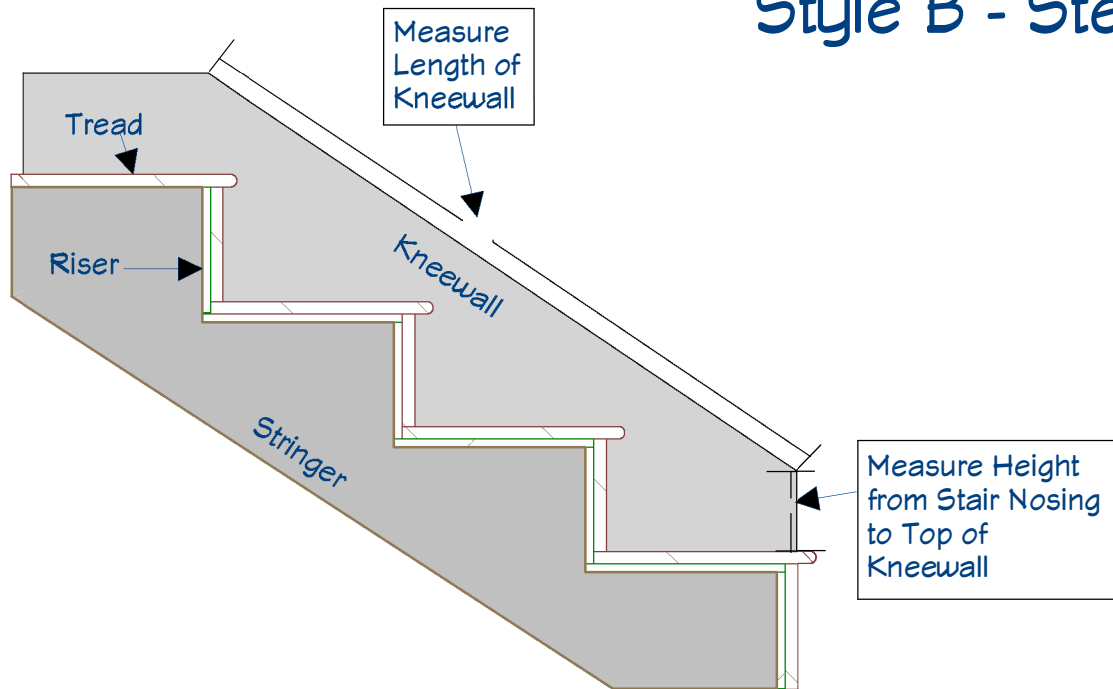
GC Cable Handrail
7133 Arctic Blvd Suite 3
Anchorage, AK 99518
907-602-4212

Knee Wall Layout

11/3/22

www.gchandrail.com

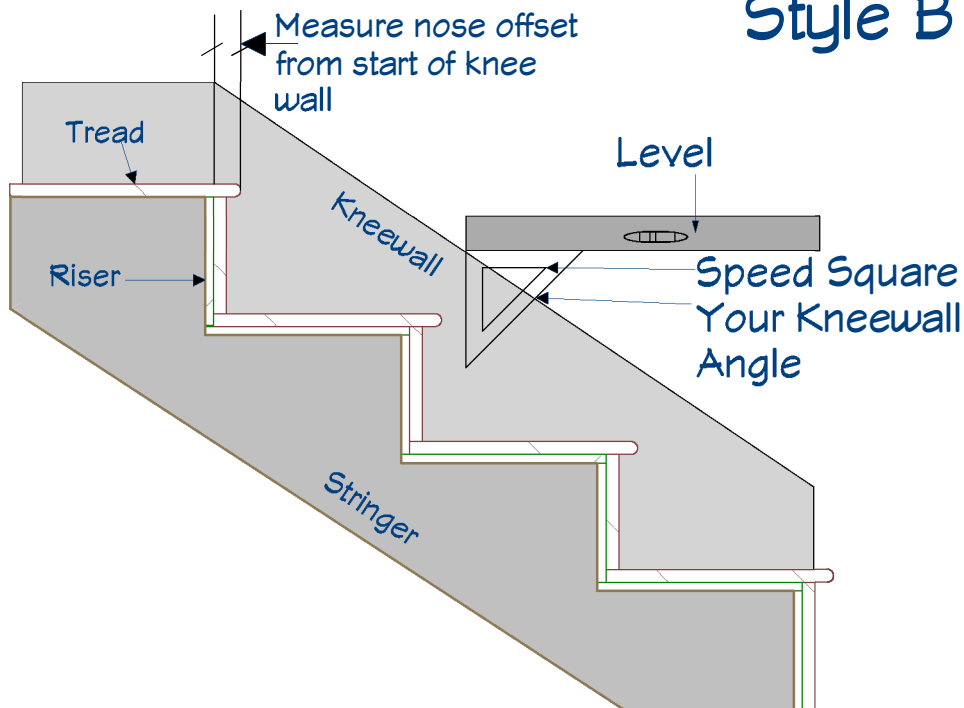
Style B - Step 1



To Build Style B Kneewall Posts We Need:

1. Length of Kneewall
2. Distance from Stair Nosing to Kneewall Vertically

Style B - Step 2



To Build Style B Kneewall Posts We Need:

3. Kneewall Angle
4. Length of nose offset from start of knee wall

Style B - Example



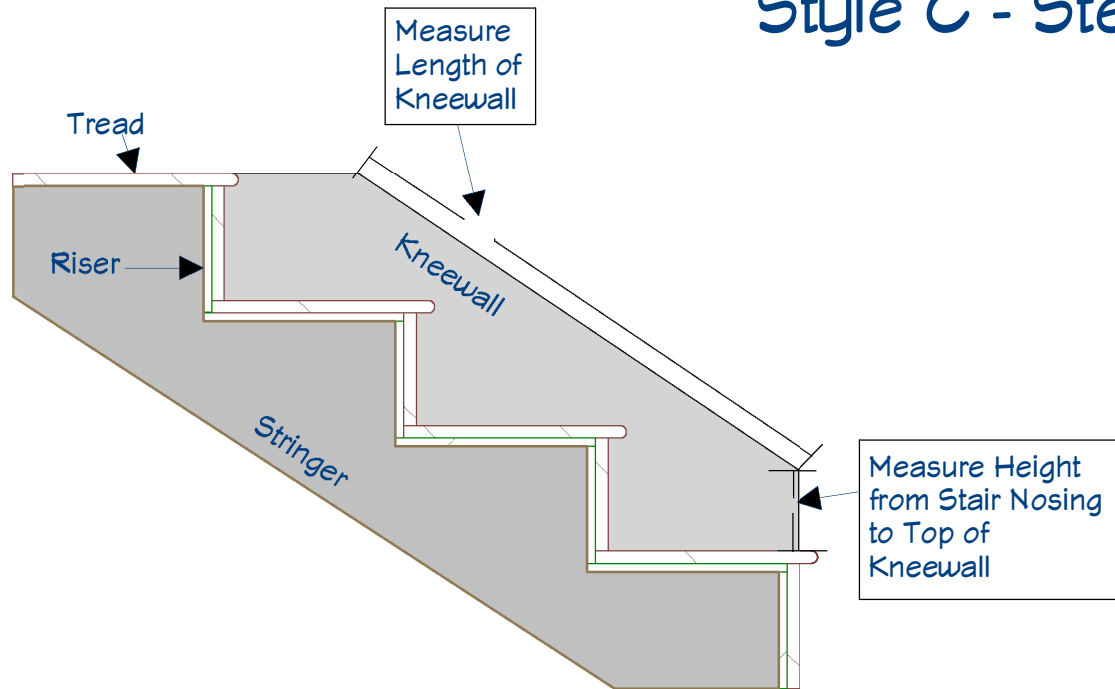
GC Cable Handrail
7133 Arctic Blvd Suite 3
Anchorage, AK 99518
907-602-4212

Knee Wall Layout

11/3/22

www.gchandrail.com

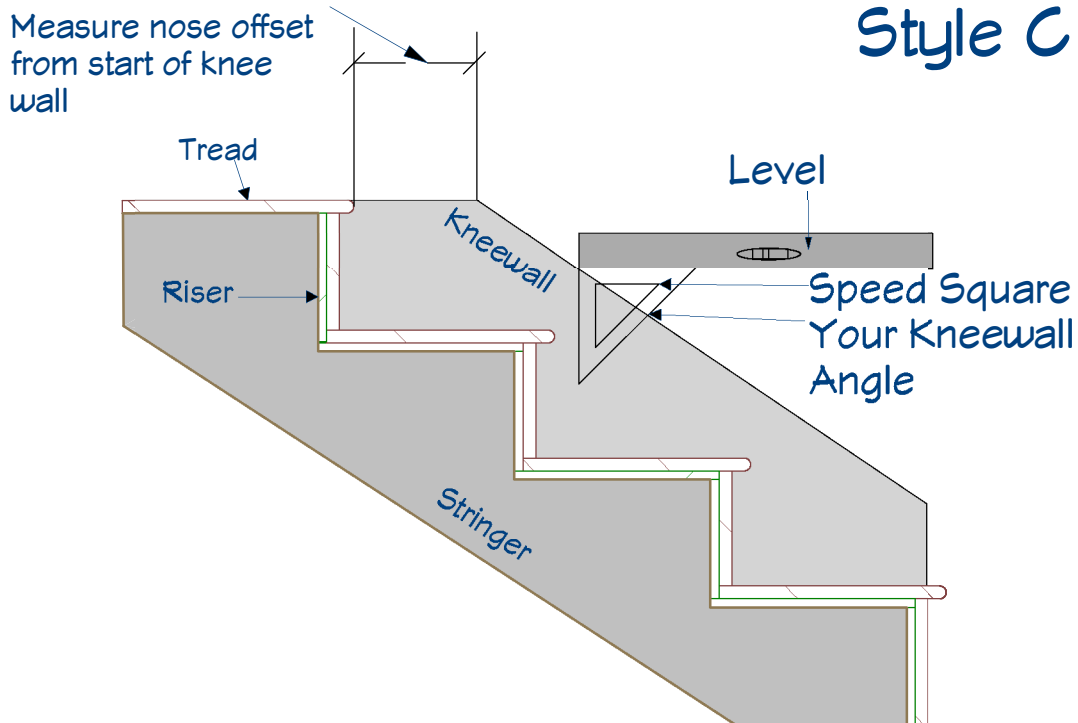
Style C - Step 1



To Build Style C Kneewall Posts We Need:

1. Length of Kneewall
2. Distance from Stair Nosing to Kneewall Vertically


Style C - Step 2



To Build Style C Kneewall Posts We Need:

3. Kneewall Angle
4. Length of nose offset from start of knee wall

Style C - Examples



GC Cable Handrail
7133 Arctic Blvd Suite 3
Anchorage, AK 99518
907-602-4212

Knee Wall Layout

11/3/22

www.gchandrail.com