



Long Lake 100

Sorted on Laps


Heat 1

Long Lake 100 5.500 miles

Pro Improved - Semi Pro Improved

3/14/2026 10:00

Race started at 10:37:04



Pos	No.	Name	Class	Laps	Total Tm	Best Tm	Nat/State	Make
Pro Improved 600/650								
1	306	Eric Gleich	Pro Improved 600/650	5	22:32.435	4:21.299	NH	POL
2	872	Dylan Thompson	Pro Improved 600/650	5	22:36.588	4:21.139	ME	SKI
3	37	Remington Lessard	Pro Improved 600/650	5	22:43.029	4:23.103	ME	SKI
4	321	Joe Pelletier	Pro Improved 600/650	5	22:56.579	4:26.028	ME	SKI
5	214	TJ Leach	Pro Improved 600/650	5	23:00.225	4:27.100	ME	ARC
6	56	Tucker Westney	Pro Improved 600/650	5	23:03.867	4:27.135	VT	POL
7	121	Colby Bonville	Pro Improved 600/650	5	23:06.432	4:27.356	ME	POL
8	30	Tom Smith	Pro Improved 600/650	5	23:25.785	4:31.466	ME	POL

Semi-Pro Improved 600/650

1	03	Buddy Collins	Semi-Pro Improved 600/650	5	23:17.456	4:26.103	ME	POL
2	828	Mark Moore	Semi-Pro Improved 600/650	5	23:17.795	4:25.590	ME	POL
3	18x	Cameron Young	Semi-Pro Improved 600/650	5	23:28.480	4:25.322	ME	POL
4	912	Klay Stevens	Semi-Pro Improved 600/650	5	23:35.316	4:26.244	ME	POL
5	415	Nicholas Salvatore	Semi-Pro Improved 600/650	5	23:51.351	4:31.241	ME	SKI
6	34	Bailey Slocum	Semi-Pro Improved 600/650	5	23:58.655	4:31.914	ME	SKI
7	448	Chad Jones	Semi-Pro Improved 600/650	5	24:04.316	4:29.340	ME	POL
8	138	Alex Sweetser	Semi-Pro Improved 600/650	5	24:09.538	4:33.001	ME	SKI
9	102	Wyatt Keegan	Semi-Pro Improved 600/650	5	24:16.556	4:36.222	ME	POL
10	12	Owen Taylor	Semi-Pro Improved 600/650	5	24:17.104	4:33.085	ME	POL
11	414	Nick Harrington	Semi-Pro Improved 600/650	5	24:20.690	4:35.345	DE	SKI
12	201z	Alex Zwickl	Semi-Pro Improved 600/650	5	24:32.019	4:38.092	VT	SKI
13	25	Allen Brown	Semi-Pro Improved 600/650	5	24:32.257	4:37.784	ME	POL
14	66	Mike Young	Semi-Pro Improved 600/650	5	24:46.647	4:38.864	VT	ARC
15	123	Douglas LYNCH	Semi-Pro Improved 600/650	4	23:09.732	5:01.986	NJ	ARC

Margin of Victory	Avg. Speed	Best Lap Tm	Best Speed	Best Lap by
4.153	73.201	4:21.139	75.822	872 - Dylan Thompson

Chief of Timing & Scoring Orbits

Race Director

www.mylaps.com

Licensed to: New England XC



Long Lake 100

Sorted on Laps


Heat 2

Long Lake 100 5.500 miles

Sport Improved - Masters - Jrs 10-13

3/14/2026 11:00

Race started at 11:34:04



Pos	No.	Name	Class	Laps	Total Tm	Best Tm	Nat/State	Make
Junior 10-13yr old								
1	226	Kenzie Harrington	Junior 10-13yr old	5	28:48.288	4:59.856	DE	SKI
2	389	Lydia Bonville	Junior 10-13yr old	5	28:49.855	5:02.466	ME	POL
3	204	Harry SAWISCH	Junior 10-13yr old	4	25:04.471	5:23.982	MA	ARC
4	30	Kolten SMITH	Junior 10-13yr old	4	26:39.716	5:38.921	ME	ARC
5	448	Mason Jones	Junior 10-13yr old	4	26:48.158	5:40.345	ME	SKI
6	98	Hayden POMERLEAU	Junior 10-13yr old	4	27:19.961	5:52.684	ME	POL
7	121	James Collins III	Junior 10-13yr old	4	29:31.886	5:56.314	ME	POL
Masters 50yr old+								
1	207C	chris craig	Masters 50yr old+	5	26:58.093	4:44.976	ME	ARC
2	116	Dan Edgecomb	Masters 50yr old+	5	27:11.390	4:48.306	ME	POL
3	123	Doug Lynch	Masters 50yr old+	5	27:46.332	4:54.663		
4	63	ron COPP	Masters 50yr old+	5	27:49.972	4:55.813	ME	POL
5	377e	Joel CARVELL	Masters 50yr old+	5	28:26.585	5:02.669	ME	SKI
6	106	Chad Fuller	Masters 50yr old+	5	28:58.310	5:04.208	ME	POL
7	910	Dana THIBEAULT	Masters 50yr old+	5	29:02.326	5:12.384	ME	ARC
8	352c	Scot Walker	Masters 50yr old+	3	27:10.736	5:10.921	ME	SKI
Sport Improved Stock 600/650								
1	08	Padrick McGuire	Sport Improved Stock 600/650	5	25:01.872	4:28.734	ME	POL
2	727	Whitney ROBINSON	Sport Improved Stock 600/650	5	25:30.404	4:32.871	ME	POL
3	12x	KJ Payson	Sport Improved Stock 600/650	5	25:42.341	4:35.302	ME	SKI
4	124	Russ DROST	Sport Improved Stock 600/650	5	25:50.531	4:37.699	ME	SKI
5	556	Carter Martin	Sport Improved Stock 600/650	5	25:50.790	4:37.588	VT	ARC
6	127	Nick Schmiedlehner	Sport Improved Stock 600/650	5	26:20.067	4:42.798	ME	POL
7	24	Molly Nichols	Sport Improved Stock 600/650	5	26:47.492	4:46.762	ME	POL
8	921	Mason Hatch	Sport Improved Stock 600/650	5	27:15.350	4:52.102	ME	SKI
9	33	Alec Oelschlegel	Sport Improved Stock 600/650	5	27:16.223	4:54.693	ME	POL
10	133	Tony LANE	Sport Improved Stock 600/650	5	27:38.929	4:44.805	ME	SKI
11	812	Zach Raymond	Sport Improved Stock 600/650	5	27:58.636	5:00.907	ME	POL
12	12b	Brennan Comeau	Sport Improved Stock 600/650	5	28:06.743	4:41.645	NH	SKI
Not classified								
JNF	593	Cody Thibodeau	Sport Improved Stock 600/650	2	12:28.506	4:55.941	ME	SKI
JNF	6	Michael MARTIN	Sport Improved Stock 600/650	1	7:38.156	5:09.218	ME	SKI

Margin of Victory	Avg. Speed	Best Lap Tm	Best Speed	Best Lap by
28.532	65.918	4:28.734	73.679	08 - Padrick McGuire

Chief of Timing & Scoring	Orbits
Race Director	

www.mylaps.com

Licensed to: New England XC



Long Lake 100

Sorted on Laps


Heat 3

Long Lake 100 5.500 miles

SOO - Trail Open - Novice Women

3/14/2026 11:45

Race started at 12:12:11



Pos	No.	Name	Class	Laps	Total Tm	Best Tm	Nat/State	Make
Novice Women								
1	708	Charlotte Lilley	Novice Women	5	28:13.278	5:48.394	ME	POL
2	39	Kilynn Bonville	Novice Women	5	26:25.097	4:47.116	ME	POL
3	716	Via Edgecomb	Novice Women	5	27:49.150	5:03.298	ME	POL
4	9	Erin McBrearty	Novice Women	5	28:21.459	5:17.107	ME	SKI
5	226	Kenzie Harrington	Novice Women	5	28:54.544	5:16.004	DE	SKI
6	377e	Katie CARVELL	Novice Women	4	24:17.004	5:31.808	ME	SKI
7	10	Gabby Comeau	Novice Women	4	24:33.811	5:31.303	NH	SKI
8	1	Caitlyn Taylor	Novice Women	2				

SOO Improved Stock 600/650

1	321	Joe Pelletier	SOO Improved Stock 600/650	5	23:32.351	4:29.189	ME	SKI
2	18x	Cameron Young	SOO Improved Stock 600/650	5	23:32.751	4:28.170	ME	POL
3	415	Nicholas SALVATORE	SOO Improved Stock 600/650	5	23:54.109	4:32.165	ME	SKI
4	727	Whitney ROBINSON	SOO Improved Stock 600/650	5	24:05.395	4:35.214	ME	POL
5	102	Wyatt Keegan	SOO Improved Stock 600/650	5	24:31.019	4:38.284	ME	POL
6	66	Mike Young	SOO Improved Stock 600/650	5	24:32.639	4:38.162	VT	ARC
7	39	Jason Bonville	SOO Improved Stock 600/650	5	25:10.125	4:44.023	ME	POL
8	101	KYLE MURPHY	SOO Improved Stock 600/650	3	15:44.367	4:48.681	ME	SKI
9	25	Allen Brown	SOO Improved Stock 600/650				ME	POL

Trail Open

1	207C	chris craig	Trail Open	5	25:08.655	4:38.057	ME	ARC
2	715	Jackson ZENK	Trail Open	5	25:30.219	4:43.689	ME	POL
3	921	Mason Hatch	Trail Open	5	26:13.911	4:51.671	ME	SKI
4	1	Travis PINETTE	Trail Open	5	26:21.580	4:54.022	ME	ARC
5	469	Dylan Stedman	Trail Open	5	26:30.117	4:57.499	ME	POL
6	377e	Joel CARVELL	Trail Open	5	26:32.710	4:57.534	ME	SKI
7	34	Connor Slocum	Trail Open	5	26:47.532	4:58.641	ME	SKI
8	116	Chance SAWYER	Trail Open	5	27:17.245	4:57.458	ME	POL
9	0	Evan YESMENTES	Trail Open	3	16:47.090	5:03.030	ME	YAM
10	518	Shane STACKPOLE	Trail Open	1	6:57.738	5:24.896	ME	POL
11	14	John Baker	Trail Open	1	10:04.782	8:32.847	ME	POL
12	91	Dale SIMON	Trail Open		1:32.752		ME	SKI

Margin of Victory	Avg. Speed	Best Lap Tm	Best Speed	Best Lap by
0.400	70.096	4:28.170	73.834	18x - Cameron Young

Chief of Timing & Scoring

Orbits

Race Director

www.mylaps.com

Licensed to: New England XC



Long Lake 100

Sorted on Laps


Heat 4

Long Lake 100 5.500 miles

Classics - Pro Women

3/14/2026 13:30

Race started at 13:26:10



Pos	No.	Name	Class	Laps	Total Tm	Best Tm	Nat/State	Make
Classic								
1	23	Matthew Hanscome	Classic	5	24:38.701	4:24.844	ME	ARC
2	912	Klay Stevens	Classic	5	24:47.626	4:28.135	ME	SKI
3	448	Chad Jones	Classic	5	25:13.878	4:32.073	ME	SKI
4	828	Mark Moore	Classic	5	25:23.746	4:35.088	ME	POL
5	207C	chris craig	Classic	5	25:42.422	4:35.875	ME	ARC
6	08	Padrick McGuire	Classic	5	26:19.691	4:45.971	ME	ARC
7	44	Andrew McQuade	Classic	5	26:21.106	4:42.662	ME	POL
8	12	Owen Taylor	Classic	5	28:46.891	5:14.081	ME	POL
9	202	Ryan GRAFFAM	Classic	5	29:11.724	4:49.069	ME	POL

Not classified

DNF	101	KYLE MURPHY	Classic	1	7:09.113	4:49.720	ME	SKI
DNF	0	Colby Bonville	Classic	1	7:28.099	5:08.445	ME	ARC
DNF	98	Luke Pomerleau	Classic	1			ME	ARC

Pro Women

1	24	Molly Nichols	Pro Women	5	27:01.441	4:45.047	ME	POL
2	106	Madden Fuller	Pro Women	5	27:03.742	4:48.402	ME	POL
3	39	Serena Bonville	Pro Women	5	27:37.806	4:49.522	ME	POL
4	121	Charly-Rae Collins	Pro Women	5	27:39.312	4:48.643	ME	POL
5	717	Pamela Lilley	Pro Women	5	28:04.768	4:57.010	ME	POL
6	201	Jordynn Brisbin	Pro Women	5	28:23.593	5:01.969	VT	POL

Margin of Victory	Avg. Speed	Best Lap Tm	Best Speed	Best Lap by
8.925	66.951	4:24.844	74.761	23 - Matthew Hanscome

Chief of Timing & Scoring	Orbits
---------------------------	--------

Race Director

www.mylaps.com

Licensed to: New England XC

Printed: 3/16/2026 6:04:48 PM



Long Lake 100

Sorted on Laps


Heat 5

Long Lake 100 5.500 miles

Sport Stock - Trail 600/650 - Jrs 14-17

3/14/2026 14:30

Race started at 13:56:19



Pos	No.	Name	Class	Laps	Total Tm	Best Tm	Nat/State	Make
Junior 14-17yr old								
1	44	Luke McQuade	Junior 14-17yr old	5	32:54.082	4:46.115	ME	POL
2	308	Carson Howes	Junior 14-17yr old	5	33:09.375	4:48.043	ME	POL
3	39	Kilynn Bonville	Junior 14-17yr old	5	33:09.750	4:50.049	ME	POL
4	716	Via Edgecomb	Junior 14-17yr old	5	33:59.299	5:01.856	ME	POL
5	389	Lydia Bonville	Junior 14-17yr old	5	35:01.391	5:08.610	ME	POL
6	226	Kenzie Harrington	Junior 14-17yr old	5	35:02.272	5:06.101	DE	SKI
7	377e	Parker Libby	Junior 14-17yr old	4	30:54.099	5:27.714	ME	SKI
8	106	Madden Fuller	Junior 14-17yr old	4	32:24.153	5:24.928	ME	POL
9	527x	Levi Marriner	Junior 14-17yr old	3	32:37.113	7:41.355	ME	ARC
NF	10	Gabby Comeau	Junior 14-17yr old	2	19:20.985	5:18.414	NH	SKI
Not classified								
NF	204	Harry SAWISCH	Junior 14-17yr old	2	20:29.687	5:23.738	MA	ARC
Sport Stock 600								
1	08	Padrick McGuire	Sport Stock 600	5	30:40.978	4:32.058	ME	POL
2	12x	KJ Payson	Sport Stock 600	5	30:51.091	4:35.486	ME	SKI
3	556	Carter Martin	Sport Stock 600	5	30:57.913	4:35.304	VT	ARC
4	12b	Brennan Comeau	Sport Stock 600	5	31:30.252	4:40.163	NH	SKI
5	127	Nick Schmiedlehner	Sport Stock 600	5	31:34.792	4:42.049	ME	POL
6	921	Mason Hatch	Sport Stock 600	5	32:01.641	4:46.504	ME	SKI
7	63	ron COPP	Sport Stock 600	5	32:39.044	4:54.968	ME	POL
8	593	Cody Thibodeau	Sport Stock 600	5	32:47.398	4:54.022	ME	SKI
9	6	Michael MARTIN	Sport Stock 600	5	32:51.746	4:57.946	ME	SKI
10	124	Russ DROST	Sport Stock 600	5	33:01.376	4:52.876	ME	SKI
11	33	Alec Oelschlegel	Sport Stock 600	5	33:24.474	5:03.583	ME	POL
12	812	Zach Raymond	Sport Stock 600	5	33:46.683	5:06.591	ME	POL
Not classified								
NS	133	Tony LANE	Sport Stock 600				ME	SKI
Trail 600/650								
1	116	Dan Edgecomb	Trail 600/650	5	31:49.254	4:39.865	ME	POL
2	207C	chris craig	Trail 600/650	5	32:14.132	4:42.967	ME	ARC
3	14	John Baker	Trail 600/650	5	32:49.879	4:51.077	ME	POL
4	34	Connor Slocum	Trail 600/650	5	32:52.750	4:50.585	ME	SKI
5	377e	Joel CARVELL	Trail 600/650	5	33:55.076	5:01.878	ME	SKI
6	600	Charlotte LILLEY	Trail 600/650	5	34:07.341	4:59.569	ME	POL
7	727	Whitney ROBINSON	Trail 600/650	5	34:07.625	4:59.662	ME	POL
8	352c	Scot Walker	Trail 600/650	5	34:30.909	5:12.363	ME	SKI
NF	12	Caitlin Taylor	Trail 600/650	2	22:07.177	6:40.511	ME	POL

Not classified

Margin of Victory	Avg. Speed	Best Lap Tm	Best Speed	Best Lap by
10.113	53.776	4:32.058	72.779	08 - Padrick McGuire

Chief of Timing & Scoring

Orbits

Race Director

www.mylaps.com

Licensed to: New England XC



Long Lake 100

Sorted on Laps


Heat 5

Long Lake 100 5.500 miles

Sport Stock - Trail 600/650 - Jrs 14-17

3/14/2026 14:30

Race started at 13:56:19



Pos	No.	Name	Class	Laps	Total Tm	Best Tm	Nat/State	Make
1	717	Pamela LILLEY	Trail 600/650		8:16.272		ME	POL
2	9	Scott OUELLETTE	Trail 600/650				ME	SKI

Margin of Victory	Avg. Speed	Best Lap Tm	Best Speed	Best Lap by
10.113	53.776	4:32.058	72.779	08 - Padrick McGuire

Chief of Timing & Scoring	Orbits
Race Director	

www.mylaps.com

Licensed to: New England XC



Long Lake 100

Sorted on Laps


Heat 6

Long Lake 100 5.500 miles

Pro Stock - Semi Pro Stock

3/14/2026 15:30

Race started at 14:32:17



Pos	No.	Name	Class	Laps	Total Tm	Best Tm	Nat/State	Make
Pro Stock 600								
1	37	Remington Lessard	Pro Stock 600	18	:28:13.776	4:17.115	ME	SKI
2	872	Dylan Thompson	Pro Stock 600	18	:28:23.718	4:18.818	ME	SKI
3	306	Eric Gleich	Pro Stock 600	18	:28:38.373	4:20.669	NH	POL
4	214	TJ Leach	Pro Stock 600	18	:30:08.821	4:27.830	ME	ARC
5	30	Tom Smith	Pro Stock 600	18	:30:18.423	4:26.436	ME	POL
6	56	Tucker Westney	Pro Stock 600	16	:20:35.175	4:23.405	VT	POL
7	121	Colby Bonville	Pro Stock 600	15	:16:40.170	4:29.907	ME	POL
Not classified								
NF	912	Klay Stevens	Pro Stock 600	4	26:04.670	4:32.588	ME	POL
DQ	828	Mark Moore	Pro Stock 600	18	:29:15.800	4:23.626	ME	POL
Semi-Pro Stock 600								
1	121	Buddy Collins	Semi-Pro Stock 600	9	49:15.259	4:28.399	ME	POL
2	12	Owen Taylor	Semi-Pro Stock 600	9	49:29.019	4:28.340	ME	POL
3	415	Nicholas SALVATORE	Semi-Pro Stock 600	9	:32:57.971	4:27.767	ME	SKI
4	18x	Cameron Young	Semi-Pro Stock 600	9	49:30.154	4:24.913	ME	POL
5	448	Chad Jones	Semi-Pro Stock 600	9	49:42.584	4:29.293	ME	POL
6	102	Wyatt Keegan	Semi-Pro Stock 600	9	50:27.843	4:37.296	ME	POL
7	34	Bailey Slocum	Semi-Pro Stock 600	9	50:30.421	4:36.938	ME	SKI
8	66	Mike Young	Semi-Pro Stock 600	9	50:46.092	4:33.743	VT	ARC
9	414	Nick Harrington	Semi-Pro Stock 600	9	50:48.213	4:34.988	DE	SKI
10	138	Alex Sweetser	Semi-Pro Stock 600	9	51:10.430	4:32.018	ME	SKI
11	25	Allen Brown	Semi-Pro Stock 600	9	53:08.999	4:44.571	ME	POL
12	123	Douglas LYNCH	Semi-Pro Stock 600	8	50:41.278	5:05.578	NJ	ARC
13	201z	Alex Zwickl	Semi-Pro Stock 600	2	18:41.371	5:00.028	VT	SKI
Not classified								
NF	6	Michael MARTIN	Semi-Pro Stock 600	6	38:13.996	4:51.412	ME	SKI

Margin of Victory	Avg. Speed	Best Lap Tm	Best Speed	Best Lap by
9.942	67.324	4:17.115	77.008	37 - Remington Lessard

Chief of Timing & Scoring	Orbits
Race Director	

www.mylaps.com

Licensed to: New England XC