



Colour Consultancy - Exterior

Oyster Cove Promenade Pearl Bay
30th October 2020

In this document is a comprehensive exterior colour consultation, that gives you eight colour variations to be applied of the existing sixty homes.

The reason behind the chosen colours:

I wanted to reflect the Australian coastal environment that Pearl Bay is located in, also to complement the lush greens of the tropical landscaping. Although it is hard to future proof colour trends, the colours chosen will not date quickly.

A very important aspect of the colour choice, was based on complimenting the existing roof and window frame colouring, so as not to compromise the final look of the home regardless of the chosen variant.

How the layout works:

Each page consists of a visual concept of the lower level and upper level (as a cut in).

Three colour swatches to show the Primary, Secondary and Accent selection with manufacturer and colour name.

Also at the bottom of these pages I have included the range that I have selected of the garage door finishes that you can choose from. I have included this because the major part of the overall image of the lower section, is the existing garage door and this does influence the interpretation of the colour scheme.

The last page shows the total eight variations in situ, to give you the ability to help choose the variations at a glance. This will assist you in making your allocation decision without having to view through the document individually.

To accompanying this document I will supply you the original swatches and also samples of the garage door finishes and contacts.

Please Note: Different devices, device image settings etc will view this document differently, which will show colours with a variance. The colours shown is a guide only, please refer to the swatches for the true colour representation.

Finally as an additional offer, I am offering our Interior Design services at a 15% discount rate to your residents.

This includes design and facilitation of Kitchens, Bathrooms and other living areas.

Please note the discount only applies to our services and does not apply to any other part of the project such as trade cost, materials, fixtures, authority administration fees etc.

All you have to do is to quote the following number when inquiring.....**982469**

Client/s: Oyster Cove Promenade Pearl Bay


Contact: Gavin Skinner & Bob Fulton

Site Address: Oyster Cove Promenade, Pearl Bay, Q. 4212

Date: 30/10/2020

Phone: 0400 284 556

Email: gavin@soulmystique.com



Primary

Dulux:

Casper White

Quarter Strength

Sheen:

Low Sheen



Secondary

Dulux:

Ancient Ruin

Full Strength

Sheen:

Low Sheen



Accents

Colorbond:

Ironstone

Full Strength

Sheen:

Low Sheen

Second Storey



Description:

Primary - Main walls and adjoining window ledges if applicable, cut in on down pipes as shown above


Secondary - Portico, feature walls, corbels, above garage door and portico features if applicable, second story under gutters, cut in on down pipes as shown above.

Accents - Gutters and fascias, cut in on down pipes as shown above.

Other - Eaves, under portico ceiling and other under cover attached areas to be white.

Where there are two homes that have the same colour combination side by side, an option to make them individual is to choose different garage door and or above screen panel features with garage door colour options shown below.


Garage Door Option:




Charcoal




Driftwood



Kwila



Leatherwood



Maple

Please note that the above is an artist impression of the proposed finished project. It is to be used as a guide only.

Although all due care has been taken to be as accurate as possible, Colour tones and features tones will vary on different devices.

PROUD MEMBER

Client/s: Oyster Cove Promenade Pearl Bay


Contact: Gavin Skinner & Bob Fulton

Site Address: Oyster Cove Promenade, Pearl Bay, Q. 4212

Date: 30/10/2020

Phone: 0400 284 556

Email: gavin@soulmystique.com



Primary

Dulux:
 Lexicon
 Full Strength
 Sheen:
 Low Sheen



Secondary

Dulux:
 Endless Dusk
 Full Strength
 Sheen:
 Low Sheen



Accents

Dulux:
 Sea Kelp
 Full Strength
 Sheen:
 Low Sheen

Second Storey



Description:

Primary - Main walls and adjoining window ledges if applicable, cut in on down pipes as shown above


Secondary - Portico, feature walls, corbels, above garage door and portico features if applicable, second story under gutters, cut in on down pipes as shown above.

Accents - Gutters and fascias, cut in on down pipes as shown above.

Other - Eaves, under portico ceiling and other under cover attached areas to be white.

Where there are two homes that have the same colour combination side by side, an option to make them individual is to choose different garage door and or above screen panel features with garage door colour options shown below.


Garage Door Option:




Charcoal



Driftwood



Kwila



Leatherwood



Maple

Please note that the above is an artist impression of the proposed finished project. It is to be used as a guide only.

Although all due care has been taken to be as accurate as possible, Colour tones and features tones will vary on different devices.

Client/s: Oyster Cove Promenade Pearl Bay

Contact: Gavin Skinner & Bob Fulton

Site Address: Oyster Cove Promenade, Pearl Bay, Q. 4212

Date: 30/10/2020


Phone: 0400 284 556

Email: gavin@soulmystique.com



Primary

Dulux:
Grey Master
 Full Strength
 Sheen:
 Low Sheen



Secondary

Dulux:
Highgate
 Full Strength
 Sheen:
 Low Sheen



Accents

Colorbond:
Shale Grey
 Full Strength
 Sheen:
 Low Sheen

Second Storey



Description:

Primary - Main walls and adjoining window ledges if applicable, cut in on down pipes as shown above


Secondary - Portico, feature walls, corbels, above garage door and portico features if applicable, second story under gutters, cut in on down pipes as shown above.

Accents - Gutters and fascias, cut in on down pipes as shown above.

Other - Eaves, under portico ceiling and other under cover attached areas to be white.

Where there are two homes that have the same colour combination side by side, an option to make them individual is to choose different garage door and or above screen panel features with garage door colour options shown below.


Garage Door Option:




Charcoal




Driftwood



Kwila



Leatherwood



Maple

Please note that the above is an artist impression of the proposed finished project. It is to be used as a guide only.

Although all due care has been taken to be as accurate as possible, Colour tones and features tones will vary on different devices.

PROUD MEMBER

Client/s: Oyster Cove Promenade Pearl Bay

Contact: Gavin Skinner & Bob Fulton

Site Address: Oyster Cove Promenade, Pearl Bay, Q. 4212

Date: 30/10/2020

Phone: 0400 284 556

Email: gavin@soulmystique.com



Primary

Dulux:
Silkwort
Full Strength
Sheen:
Low Sheen



Secondary

Dulux:
Limed White
Quarter Strength
Sheen:
Low Sheen



Accents

Colorbond:
Basalt
Full Strength
Sheen:
Low Sheen

Second Storey



Description:

Primary - Main walls and adjoining window ledges if applicable, cut in on down pipes as shown above


Secondary - Portico, feature walls, corbels, above garage door and portico features if applicable, second story under gutters, cut in on down pipes as shown above.

Accents - Gutters and fascias, cut in on down pipes as shown above.

Other - Eaves, under portico ceiling and other under cover attached areas to be white.

Where there are two homes that have the same colour combination side by side, an option to make them individual is to choose different garage door and or above screen panel features with garage door colour options shown below.


Garage Door Option:




Charcoal




Driftwood



Kwila



Leatherwood



Maple

Please note that the above is an artist impression of the proposed finished project. It is to be used as a guide only.

Although all due care has been taken to be as accurate as possible, Colour tones and features tones will vary on different devices.

Client/s: Oyster Cove Promenade Pearl Bay

Contact: Gavin Skinner & Bob Fulton

Site Address: Oyster Cove Promenade, Pearl Bay, Q. 4212

Date: 30/10/2020


Phone: 0400 284 556

Email: gavin@soulmystique.com



Primary

Dulux:
 Colorbond Cove
 Full Strength
 Sheen:
 Low Sheen



Secondary

Dulux:
 Tuft
 Half Strength
 Sheen:
 Low Sheen



Accents

Colorbond:
 Woodland Grey
 Full Strength
 Sheen:
 Low Sheen

Second Storey



Description:

Primary - Main walls and adjoining window ledges if applicable, cut in on down pipes as shown above


Secondary - Portico, feature walls, corbels, above garage door and portico features if applicable, second story under gutters, cut in on down pipes as shown above.

Accents - Gutters and fascias, cut in on down pipes as shown above.

Other - Eaves, under portico ceiling and other under cover attached areas to be white.

Where there are two homes that have the same colour combination side by side, an option to make them individual is to choose different garage door and or above screen panel features with garage door colour options shown below.


Garage Door Option:




Charcoal



Driftwood



Kwila



Leatherwood



Maple

Please note that the above is an artist impression of the proposed finished project. It is to be used as a guide only.

Although all due care has been taken to be as accurate as possible, Colour tones and features tones will vary on different devices.

Client/s: Oyster Cove Promenade Pearl Bay

Contact: Gavin Skinner & Bob Fulton

Site Address: Oyster Cove Promenade, Pearl Bay, Q. 4212

Date: 30/10/2020


Phone: 0400 284 556

Email: gavin@soulmystique.com



Primary

Dulux:
Blue Ridge
Full Strength
Sheen:
Low Sheen



Secondary

Dulux:
Dieskau
Full Strength
Sheen:
Low Sheen



Accents

Colorbond:
Dune
Full Strength
Sheen:
Low Sheen

Second Storey



Description:

Primary - Main walls and adjoining window ledges if applicable, cut in on down pipes as shown above


Secondary - Portico, feature walls, corbels, above garage door and portico features if applicable, second story under gutters, cut in on down pipes as shown above.

Accents - Gutters and fascias, cut in on down pipes as shown above.

Other - Eaves, under portico ceiling and other under cover attached areas to be white.

Where there are two homes that have the same colour combination side by side, an option to make them individual is to choose different garage door and or above screen panel features with garage door colour options shown below.


Garage Door Option:




Charcoal




Driftwood



Kwila



Leatherwood



Maple

Please note that the above is an artist impression of the proposed finished project. It is to be used as a guide only.

Although all due care has been taken to be as accurate as possible, Colour tones and features tones will vary on different devices.

PROUD MEMBER

Client/s: Oyster Cove Promenade Pearl Bay

Contact: Gavin Skinner & Bob Fulton

Site Address: Oyster Cove Promenade, Pearl Bay, Q. 4212

Date: 30/10/2020

Phone: 0400 284 556

Email: gavin@soulmystique.com



Primary

Dulux:
Terrace White
 Full Strength
 Sheen:
 Low Sheen



Secondary

Dulux:
Harpoon
 Full Strength
 Sheen:
 Low Sheen



Accents

Colorbond:
Wallaby
 Full Strength
 Sheen:
 Low Sheen

Second Storey



Description:

Primary - Main walls and adjoining window ledges if applicable, cut in on down pipes as shown above


Secondary - Portico, feature walls, corbels, above garage door and portico features if applicable, second story under gutters, cut in on down pipes as shown above.

Accents - Gutters and fascias, cut in on down pipes as shown above.

Other - Eaves, under portico ceiling and other under cover attached areas to be white.

Where there are two homes that have the same colour combination side by side, an option to make them individual is to choose different garage door and or above screen panel features with garage door colour options shown below.


Garage Door Option:




Charcoal



Driftwood



Kwila



Leatherwood



Maple

Please note that the above is an artist impression of the proposed finished project. It is to be used as a guide only.

Although all due care has been taken to be as accurate as possible, Colour tones and features tones will vary on different devices.

Client/s: Oyster Cove Promenade Pearl Bay


Contact: Gavin Skinner & Bob Fulton

Site Address: Oyster Cove Promenade, Pearl Bay, Q. 4212

Date: 30/10/2020


Phone: 0400 284 556

Email: gavin@soulmystique.com



Primary

Dulux:
Vivid White
Full Strength
Sheen:
Low Sheen



Secondary

Dulux:
Tranquil Retreat
Full Strength
Sheen:
Low Sheen



Accents

Colorbond:
Woodland Grey
Full Strength
Sheen:
Low Sheen

Second Storey



Description:

Primary - Main walls and adjoining window ledges if applicable, cut in on down pipes as shown above


Secondary - Portico, feature walls, corbels, above garage door and portico features if applicable, second story under gutters, cut in on down pipes as shown above.

Accents - Gutters and fascias, cut in on down pipes as shown above.

Other - Eaves, under portico ceiling and other under cover attached areas to be white.

Where there are two homes that have the same colour combination side by side, an option to make them individual is to choose different garage door and or above screen panel features with garage door colour options shown below.


Garage Door Option:




Charcoal




Driftwood



Kwila



Leatherwood



Maple

Please note that the above is an artist impression of the proposed finished project. It is to be used as a guide only.

Although all due care has been taken to be as accurate as possible, Colour tones and features tones will vary on different devices.

Colour variation at a glance

Client/s: Oyster Cove Promenade Pearl Bay

Contact: Gavin Skinner & Bob Fulton

Site Address: Oyster Cove Promenade, Pearl Bay, Q. 4212

Date: 30/10/2020

Phone: 0400 284 556

Email: gavin@soulmystique.com

