










April Calendar
Mrs. Battistelli and Mrs. D'Amico
T/TH Preschool

2	<p>Dog Day</p> <p>Make dog puppets! Recognize numbers while playing bone game. Share dog stories and rhymes.</p>  <p>**Nolan</p>	4	<p>Sound Day</p> <p>Create instruments from everyday items! Play a listening game and create music with classroom instruments.</p>  <p>Happy Birthday Josie!!!!</p> <p>**Josie</p>
9	<p>Little Duckling</p> <p>Reading stories and poems about ducks will be fun. A big book about Ten Little Ducks will help us count. We will explore items that float and sink.</p>  <p>Happy Birthday!!!</p> <p>**Miles</p>	11	<p>Wind and Kites</p> <p>Cutting and wind experiments. Kite activities and related stories.</p>  <p>Happy Birthday Jace!!!</p> <p>**Jace</p>
16	<p>Community Helpers</p> <p>Read "What Do People Do?" as we introduce the class to a variety of community helpers.</p>  <p>**Aurora</p>	18	<p> Earth Day</p> <p>Introduce simple ways we can care for our earth! Read <i>Mistress Mary</i> and plant seeds to take home and care for! Highlight recycling.</p> <p>**Riley</p>
23	<p>Napping House/PJ Day</p> <p>What a fun and silly story! Using our "big book" we will explore the sequence of this story and have fun retelling.</p>  <p>Wear your pajamas today!!!!</p> <p>**Oaklyn</p>	25	<p>Construction Day 1</p> <p>Take a look into construction through the eyes of children. Explore with blocks, paint with tracks & study the shapes of things.</p>  <p>**Taelyn</p>
26	<p> Rainbows</p> <p>Lots of fun exploring colors today! We will do a coloring changing experiment and a rainbow craft.</p> <p>Happy Birthday Nora!!!</p> <p>**Nora</p>	<p>Please provide a snack for 16 children. We have a tree nut allergy in the classroom. Snack will be up to you. Feel free to be as simple or extravagant as you would like, the children will love whatever you decide to bring. Your name is in RED if you are bringing snack for the day.</p>	