









# February T/TH Calendar

## Mrs. Kauffman and Mrs. Lowrie

<p><b>**We will exchange valentines on Feb. 14. It's easier for the children to pass them out if you don't put to anyone specific. Thank you!! 😊</b></p>	<p style="text-align: right;">2</p> <div style="display: flex; justify-content: space-around; align-items: center;">  <div style="text-align: center;"> <p><b>Ground Hog Day</b></p> <p>We will read <i>Grumpy Groundhog</i> and explore making shadows. Kids will create their own groundhog.</p> </div> </div>
<div style="display: flex; justify-content: space-between; align-items: center;">  <p style="text-align: right;">7</p> </div> <p style="text-align: center;"><b>Pigs, Pigs, and More Pigs</b></p> <p style="text-align: center;">Three Little Pigs/This Little Piggy!</p> <p>Discover what happens when we mix red and white paint.</p>	<div style="display: flex; justify-content: space-around; align-items: center;">  <p style="text-align: right;">9</p> </div> <p style="text-align: center;"><b>Friendship Day</b></p> <p>Read about friendship and talk about all the friends we have made this year. Create a group friendship project. We will make a Valentine's Bag.</p>
<div style="display: flex; justify-content: space-between; align-items: center;">  <p style="text-align: right;">14</p> </div> <p style="text-align: center;"><b>Valentine's Day Celebration</b></p> <p>Highlight the heart shape! Fun with Valentine's Day songs and activities! Create a heart tree. <i>Kids may bring in Valentines to distribute to classmates.</i></p>	<div style="display: flex; justify-content: space-around; align-items: center;">  <p style="text-align: right;">16</p> </div> <p style="text-align: center;"><b>Love Bugs</b></p> <p>Explore the excitement of Valentine's Day learning with friends through stories. Songs, and finger plays. We will create our own Love Bug!</p>
<div style="display: flex; justify-content: space-between; align-items: center;">  <p style="text-align: right;">21</p> </div> <p style="text-align: center;"><b>Dental Health Day</b></p> <p>Discuss "good foods &amp; bad foods" as we group foods into "Happy and Sad Tooth" bags. Watch a short video highlighting the dentist. Making a mouth will be fun.</p>	<div style="display: flex; justify-content: space-around; align-items: center;">  <p style="text-align: right;">23</p> </div> <p style="text-align: center;"><b>Polly Put the Kettle On</b></p> <p>Hot &amp; Cold experiments. Discuss what is hot and what is not. Paint with a tea bag!</p>
<div style="display: flex; justify-content: space-between; align-items: center;">  <p style="text-align: right;">28</p> </div> <p style="text-align: center;"><b>Mary Had a Little Lamb</b></p> <p>Create a cotton ball sheep. Play barnyard games and discuss farms.</p>	<p style="text-align: center;"><b>Don't forget...Conferences will be held on March 9<sup>th</sup>. Be on the lookout for a SignUp Genius in your email.</b></p>