



**Brooklyn North High Schools**

**CEC & DLT Updates**

**District 15**

**January 2025**

**Janice Ross - Superintendent**  
**Rushell White, Ed. D - Deputy Superintendent**

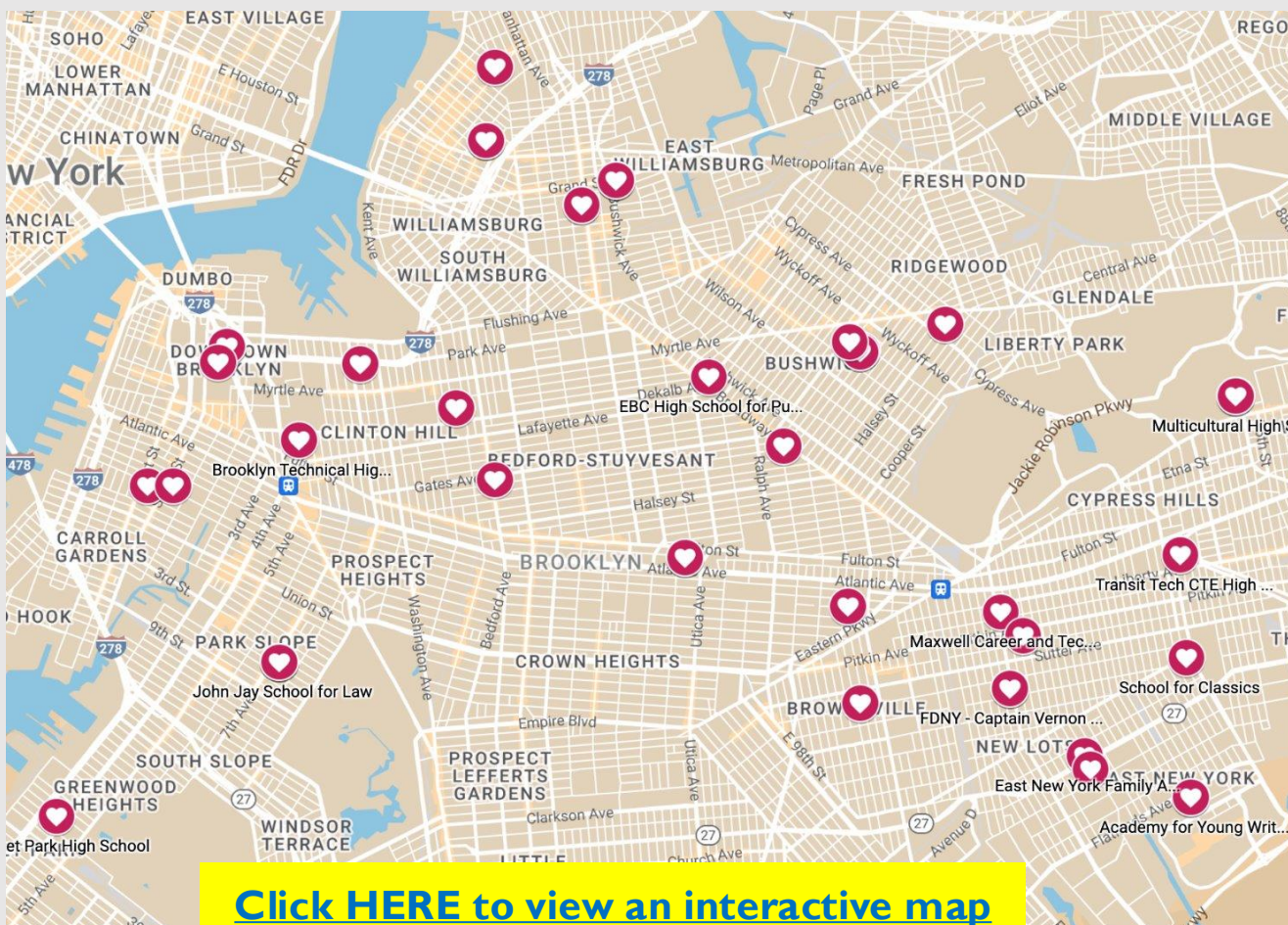
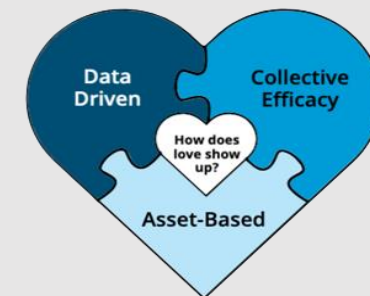
**Sheila Tomlin Reid, Ed.D - Community Affairs**  
**Corrine Mattis – Family Support Coordinator**  
**Yuet Chu – Executive Director of School Support**

**HOME OF THE  
PEDAGOGY OF  
CRITICAL LOVE**



# District Overview

## 2024-25 Directory



[Click HERE to view an interactive map to learn more about each school](#)

### As of 12/30/2024

Enrollment: 26,458

Attendance: 89%

Chronic Absenteeism: 28%

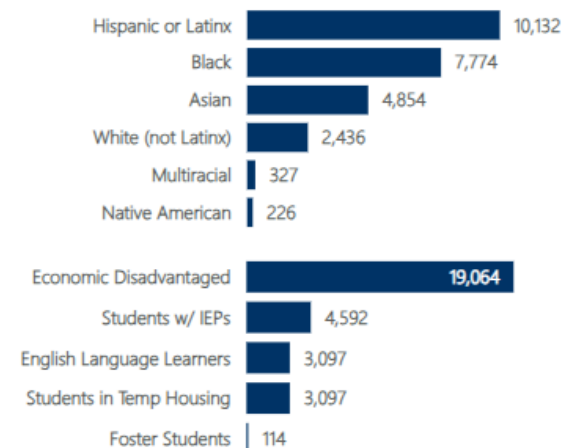
### School Type

High Schools: 42

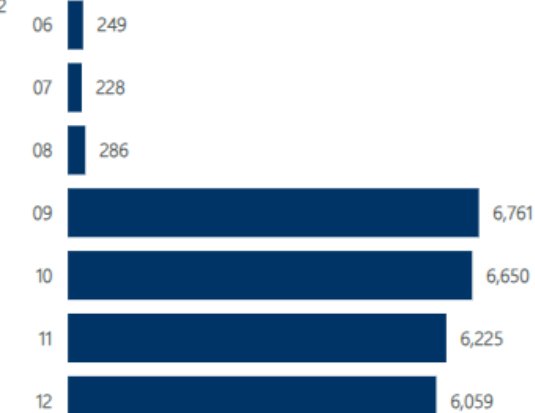
Secondary Schools: 5

In Good Standing: 47

#### by Subgroup



#### by Grade





January 2025

I hope you all enjoyed a restorative winter break and are excited to welcome the new year! I was thinking of you all on the third day of Kwanzaa when we reflect on “Ujima” - the principle of "collective work and responsibility" - that challenges us to “build and maintain community together, make our community’s problems our problems, and to solve them together.” (National Museum of African American History & Culture)

In Brooklyn North High Schools, we are proud to build and maintain our community, grounded in the pedagogy of critical love, so that each of our almost 27,000 students in our 47 schools across 7 geographic districts, feel “seen, heard, and affirmed” every day. What does this look like? This looks like Maxwell’s annual hair show where cosmetology and fashion students combine creative genius with a time-honored tradition; BCAM’s annual Winter Arts Showcase, and CASA’s Wednesday Waffles. This looks like Bedford Academy scholars engaging in AP Seminar as a study of self to prepare for AP African American Studies; AUPE students having access to meditation and art therapy along with leadership opportunities with CUFFH Youth and the Center for Urban Pedagogy; and Teachers Prep’s hydroponics lab cooking club that is on a fun and delicious mission to explore healthy, nutritious foods for the Brownsville community.

Empowered by affirmation and self-determination, BKNHS students give back! Through initiatives like Aspen Challenge, My Brother’s / Sister’s Keeper, The Leadership Exchange, we support our students to internalize the Ujima value of making our community’s problems our problems, and to solving them together. Whether in Student Council, National Honor Society or school clubs, BKNHS students are facilitating service projects for local shelters and support organizations. They are raising awareness about important social issues - gender-based violence, suicide prevention, mental health, food security; and advocating for the marginalized. The ongoing collaboration between Millennium Brooklyn’s Jewish Student Union and Muslim Student Association remain a beacon of hope for us all.

As we look forward to the new year, we are preparing students for the January Regent exams and successfully wrapping up the first semester of the school year. School counselors and academic advisors stand ready to support students to transition to the spring semester. Seniors should expect to have ongoing 1:1 college and career advisement meetings to help them navigate this very important time in their lives. As a district, we are committed to ensuring each student upon graduating from a Brooklyn North High School, has a clear pathway to economic independence and advisement is a key component to ensuring this success.



**Message  
from**

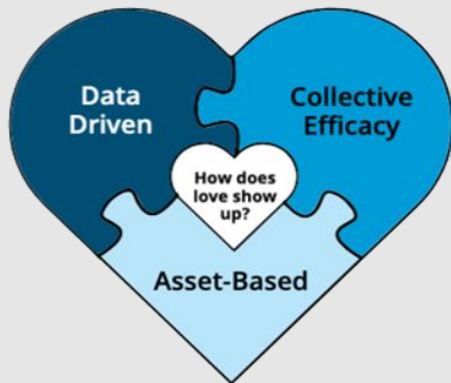
**Superintendent  
Janice  
Ross**

**Brooklyn North  
High Schools**



## District Vision

Each student will be provided with a loving, **inclusive learning** community where they can pursue their passions, **achieve academic excellence and economic freedom** by graduating within four years, **college- and career-ready**, highly qualified to collaborate, communicate, **think critically**, and **be creative** to persist as **global citizens**.



## District Mission

BKNHS will operationalize the **Pedagogy of Critical Love** by being **data-driven**, **building collective efficacy**, and **using an asset-based lens** to ensure that **each student is provided with loving, inclusive learning communities** where they can **pursue their passions, achieve academic excellence and economic freedom**.

# 2024-25 District Goals



## Goal 1: (Priority 4)

By June 2025, BKNHS will partner with industries to offer authentic work-based learning experiences, enriched by industry and academic partnerships informed by student voice and choice, where students are ignited by rigorous, dynamic hands-on experiences in 21st century, technology-infused classrooms, that inspire them in their pursuit of passions and goals reflecting a 4 point district increase of students participating in career connected pathway, and a 16 point increase of students that have a post-secondary pathway of interest documented in STARS.

This month's  
focus ----->

## Goal 2: (Priorities 1, 2 & 3)

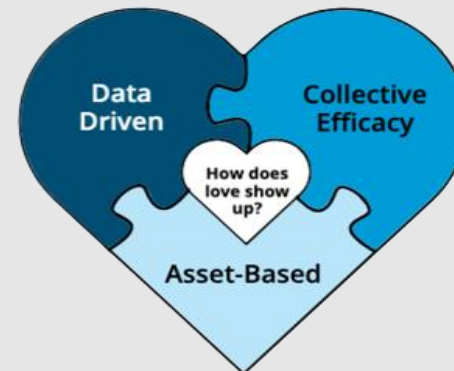
By June 2025, all BKNHS will provide a physically and emotionally safe high-quality student learning experience that is literacy based, culturally responsive and sustaining, includes standards-aligned curricula with formative assessments for progress monitoring, ensures that all students learning needs are met and integrates highly impactful instructional and SEL practices, whereby district incidents and suspensions decrease by 3%, the average district ELA and Algebra I Regents scores will increase 3-10 points for all students and a 6-pt increase in college & career readiness and overall increases in district graduation rate.

## Goal 3: (Priority 5)

By June 2025, district parent involvement will increase 4% where all BKNHS will create or expand their parent engagement plans to increase family involvement in our schools through collaboration and partnership with community stakeholders, empowering parents to be supporters, monitors, and advocates to sustain and advance student academic outcomes and personal success.

## Goal 4: Chronic Absenteeism (Priority CA)

By June 2025, the district chronic absenteeism rate will decrease by 3% , and overall attendance will increase by 2% with an interdisciplinary attendance team that includes school stakeholders (counselors, administrators, school partners); structures for data monitoring and analysis, evaluation and assessment; and opportunities for meaningful stakeholder engagement.







College  
Readiness  
Metric  
updated  
to reflect  
current  
research &  
data about  
college &  
career  
readiness

Why Do We Have a New College Readiness Metric Now?

The CCR is intended as a replacement to the College Readiness Index (CRI) that was reported from 2012-2020. Since 2020, CUNY has modified their proficiency requirements<sup>2</sup> to include high school GPA and there are some important improvements from CRI to CCR that reflect the NYCPS’s improved understanding of college and career readiness:

CCR (New Measures)	CRI (Old Measures)
Phased in starting Fall 2024 (Cohort Z) and fully included in School Quality Review in Fall 2025 (Cohort 1)	Effective from 2012-2020 (paused since the pandemic)
Measured on a 0-100 point scale	Students were either considered college ready or not college ready
Different levels of math will be emphasized	Math was evaluated mostly on 9th grade Algebra 1 results
Is based on test scores in all subjects in addition to course grades, advanced course completion, endorsements, and certificates.	Was entirely based on Math & ELA test scores aligned to CUNY remediation standards
Cohort calculation is based on 4-year & 6-year graduation denominator found in ATS (RGCS)	Cohort calculation based on 4-year & 6-year graduation denominator found in ATS (RGCS)
Includes credit for CTE endorsements, Arts endorsements, industry recognized assessments, World Language exams.	Only included college standards



## NYCPS College & Career Readiness Score

What  
are the  
components  
that make up  
the CCR  
score?

Each student receives a score from 0-100 at the end of the school year their cohort is expected to graduate. The points earned for each component is based on their "best predictor" for that subject. NYCPS allows for multiple pathways for student achievement to be reflected in the CCR metric.

**College and Career Readiness is measured on a scale of 0-100**

**Predictors of readiness are divided into six areas:**

<b>Course Grades</b>	up to 30 points
<b>English</b>	up to 15 points
<b>Mathematics</b>	up to 15 points
<b>Science</b>	up to 15 points
<b>Social Studies</b>	up to 15 points
<b>Technology, Art, and World Languages</b>	up to 10 points



## NYCPS College & Career Readiness Score Component

Grade  
Point  
Average

HS Grade Point Average	CCR Points out of 30
73	1
74	2
75	4
76	5
77	8
78	9
79	10
80	14
81	15
82	17
83	18
84	20
85	22
86	24
87	25
88	27
89	29
90 or higher	30

## Grade Point Average

=

## 30 / 100 CCR points

- Minimum GPA to earn any CCR points is 73
- All schools have a standard grading policy that is available to everyone (teachers, students, parents).
- As the first semester wraps up, check in with your child about their course grades and anticipated GPA.
- Contact your school counselor for support.





# NYCPS College & Career Readiness Score Component

## English

### Multiple pathways to 13 out of 15 points

AP English (Language or Literature): 2 (out of 5)

IB English: 5 (out of 7)

English Regents: 91 (out of 100)

SAT English: 580 (out of 800)

ACT Reading: 20 (out of 36)

ACT Writing: 18 (out of 36)

English CCR Predictors	CCR Points out of 15
AP English Language & Composition Score: 2	13
AP English Language & Composition Score: 3 to 5	15
AP English Literature & Composition Score: 2	13
AP English Literature & Composition Score: 3 to 5	15
CLEP Program English	coming 2024
College Credit English	11
DOE-Certified (CPCC) Course: English	7
IB English Score: 3	9
IB English Score: 4	12
IB English Score: 5 to 7	15

Regents English	SAT English	ACT Reading	ACT Writing	CCR Points out of 15
41 to 65				1
66 to 67				2
68 to 70				3
71 to 72	410 to 420			4
73 to 74	430 to 450			5
75 to 78	460			6
79 to 80	470	11		7
81 to 83	480 to 490	12	11 to 12	8
84 to 85	500 to 510	13	13	9
86 to 87	520 to 530	14 to 15	14	10
88	540	16	15	11
89 to 90	550 to 570	17 to 19	16 to 17	12
91	580 to 590	20	18 to 19	13
92	600 to 610	21	20	14
93 to 100	620 to 800	22 to 36	21 to 36	15



# NYCPS College & Career Readiness Score Component

## Mathematics

### Multiple pathways to 14 out of 15 points

AP Calculus (AB or BC) or Statistics: 2 (out of 5)

IB Mathematics: 3 (out of 7)

Regents : Algebra 1–87, Algebra 2–76, Geometry–82)

SAT Math: 610 (out of 800)

ACT Math: 20 (out of 36)

Math CCR Predictors	CCR Points out of 15	Regents Algebra I	Regents Geometry	Regents Algebra II	SAT Math	ACT Math	CCR Points out of 15
AP Calculus AB Score: 2 to 5	15	64					1
AP Calculus BC Score: 2 to 5	15	65	41 to 42				2
AP Pre-Calculus	coming 2024	66 to 67	43 to 50				3
AP Statistics Score: 2 to 5	15	68 to 69	51 to 54				4
CLEP Program Math	coming 2024	70 to 73	55 to 60		410 to 440		5
College Credit Math	14	74 to 75	61 to 63	41 to 42	450 to 460	11 to 14	6
DOE-Certified (CPCC) Course: Math	9	76 to 77	64	43 to 47	470 to 480	15	7
IB Mathematics Score: 2	8	78	65 to 68	48 to 53	490		8
IB Mathematics Score: 3	14	79	69 to 71	54 to 56	500 to 510		9
IB Mathematics Score: 4 to 7	15	80 to 81	72 to 73	57 to 63	520	16 to 17	10
		82	74 to 76	64 to 66	530 to 540	18	11
		83 to 84	77 to 79	67 to 68	550 to 580		12
		85 to 86	80 to 81	69 to 75	590 to 600	19	13
		87	82 to 85	76 to 79	610 to 620	20 to 23	14
		88 to 100	86 to 100	80 to 100	630 to 800	24 to 36	15



# NYCPS College & Career Readiness Score Component

## Sciences

### Multiple pathways to 14 out of 15 points

AP Bio, Chem, Physics, or Environmental: 2 (out of 5)

IB Science: 3 (out of 7)

ACT Science: 21 (out of 36)

Regents : Living Environment 89, Earth Science 90, Chemistry 73, Physics 61

Science CCR Predictors	CCR Points out of 15
AP Biology Score: 2	14
AP Biology Score: 3 to 5	15
AP Chemistry Score: 2 to 5	15
AP Environmental Science Score: 2 to 5	15
AP Physics Score: 2 to 5	15
CLEP Program Science	coming 2024
College Credit Science	13
DOE-Certified (CPCC) Course: Science	10
IB Science Score: 2	10
IB Science Score: 3	14
IB Science Score: 4 to 7	15

Regents Living Environment	Regents Earth Science	Regents Chemistry	Regents Physics	ACT Science	CCR Points out of 15
41 to 61					1
62 to 64	41 to 44				2
65 to 67	45 to 48				3
68 to 69	49 to 57				4
70 to 73	58 to 62	41 to 44			5
74 to 75	63 to 66	45 to 48			6
76 to 77	67 to 68	49 to 50			7
78 to 79	69 to 73	51 to 52		11 to 15	8
80 to 81	74 to 77	53 to 57		16	9
82 to 83	78 to 80	58 to 61	41 to 45	17	10
84	81 to 84	62 to 64	46 to 49	18	11
85 to 87	85 to 86	65 to 69	50 to 55	19	12
88	87 to 89	70 to 72	56 to 60	20	13
89	90 to 91	73 to 74	61 to 72	21 to 22	14
90 to 100	92 to 100	75 to 100	73 to 100	23 to 36	15





# NYCPS College & Career Readiness Score Component

## Social Studies

### Multiple pathways to 12 out of 15 points

AP - various: 2 (out of 5 points)

IB Social Studies: 3 (out of 7 points)

College Credit Social Studies

Regents–Global: 87 (out of 100)

Regents–US History: 91 (out of 100)

Social Studies CCR Predictors	CCR Points out of 15
AP-African American Studies	coming 2024
AP Economics: Macroeconomics Score: 2 to 5	15
AP Economics: Microeconomics Score: 2 to 5	15
AP European History Score: 2 to 5	15
AP Government & Politics: Comparative Score: 2 to 5	15
AP Government & Politics: United States Score: 2 to 5	15
AP Human Geography Score: 2	14
AP Human Geography Score: 3 to 5	15
AP Psychology Score: 2 to 5	15
AP United States History Score: 2	14
AP United States History Score: 3 to 5	15
AP World History Score: 2	14
AP World History Score: 3 to 5	15
CLEP Program Social Studies	coming 2024
College Credit Social Studies	12
DOE-Certified (CPCC) Course: Social Studies	7
IB Social Studies Score: 2	6
IB Social Studies Score: 3	12
IB Social Studies Score: 4 to 7	15
Seal of Civic Readiness	coming 2024

Regents Global History	Regents U.S. History	CCR Points out of 15
63	53 to 64	1
	65	2
64 to 66	66 to 68	3
67 to 69	69 to 72	4
70	73 to 77	5
71 to 73	78 to 80	6
74 to 76	81	7
77 to 79	82 to 84	8
80 to 81	85 to 87	9
82 to 84	88	10
85 to 86	89 to 90	11
87	91	12
88 to 89	92 to 94	13
90 to 92	95 to 96	14
93 to 100	97 to 100	15



# NYCPS College & Career Readiness Score Component

## Technology, Art & World Languages

Technology, Art, and World Language	CCR Points out of 10
AP Art History Score: 2 to 5	10
AP Computer Science A Score: 2 to 5	10
AP Computer Science Principles Score: 2	8
AP Computer Science Principles Score: 3	9
AP Computer Science Principles Score: 4 to 5	10
AP Exams in World Languages Score: 2	5
AP Exams in World Languages Score: 3	6
AP Exams in World Languages Score: 4	8
AP Exams in World Languages Score: 5	10
AP Music Score: 2	8
AP Music Score: 3 to 5	10
AP Research Score: 2 to 5	10
AP Seminar Score: 2	9
AP Seminar Score: 3 to 5	10
AP Studio Art Score: 2	8
AP Studio Art Score: 3 to 5	9
Arts Endorsement	6
CLEP Program Technology, Art, and World Language coming 2024	
CTE Endorsement	10
College-Ready Seal of Biliteracy	8
Computer Science Course	6
DOE-Certified (SPCC) Course: Tech	7
IB Art, Tech, World Languages Score: 2	5
IB Art, Tech, World Languages Score: 3	8
IB Art, Tech, World Languages Score: 4	9
IB Art, Tech, World Languages Score: 5 to 7	10
Industry-Recognized Technical Assessment	7
Seal of Biliteracy	9

NYC Exams in World Languages	CCR Points out of 10
41 to 50	4
51 to 55	5
56 to 69	6
70 to 76	7
77 to 99	8
100	9

Multiple pathways to earn  
up to 10 points:

- AP Exams
- CTE Endorsement
- Computer Science
- Seal of Biliteracy
- NYC World Languages Exams



## 3 Different Students ... 3 Different Pathways to CCR Readiness

**NYCPS  
College  
& Career  
Readiness  
Score**

---

Examples of  
multiple  
pathways to  
demonstrate  
College &  
Career  
Readiness

CCR Metric (max points)	Yuet		Sheila		Corrine	
Course Grades (30)	81	15	90	30	87	25
English (15)	AP Lit 3	15	Reg 79	7	ACTW 17	12
Mathematics (15)	ACTM 22	14	APStat 2	15	R Geo 78	12
Science (15)	R Phys 73	15	R LEnv 82	10	APChem 2	15
Social Studies (15)	AP psyc 2	15	AP WH 2	14	Reg GH 85	11
Tech, Art, Language (10)	CTE	10	AP Art 2	8	SealBil	9
<b>Total CCR Points</b>		<b>84</b>		<b>84</b>		<b>84</b>





# Happening in BKNHS Schools

## 15K429 Digital Arts & Cinema Tech High School

Cheryl Ann Fox



Congratulations to our junior Digital Arts students for passing the Adobe Photoshop Certification exam.

*Happy New Year from the DT Staff!*



## 15K463 CyberArts Studio Academy

Susan Stein

December was truly a festive and engaging month for our CyberArts Studio Academy community. We celebrated the holidays with a variety of activities that brought us together and made lasting memories.

Highlights included our Holiday Paint and Sip with Parent Participation, The National Honor Society Induction Ceremony, and Waffle Wednesday, which was a creative initiative to boost and support attendance.

Thank you for making 2024 a fantastic year, CASA! Here's to even more success and togetherness in the year ahead.





# Data for BKNHS Schools in your District

School Name ↑	DBN ▾	School Type	Active Students (#)	SWD	ML	Housing Insecure	YTD Attendance Rate	Class of 2024 Grad Rate
Cobble Hill	15K519	HS	332	22.3%	39%	27.1%	80.6%	78.7%
CSA	15K463	HS	258	28.3%	33%	15.9%	82.4%	81.5%
Digital Tech HS	15K429	HS	291	24.1%	2%	7.2%	91.3%	96.4%
John Jay	15K462	HS	453	21.4%	10%	13.9%	88.7%	87.3%
Millenium BK	15K684	HS	687	16.6%	0%	3.2%	94.5%	98.8%
Park Slope Collegiate	15K464	6 to 12	517	23.8%	6%	12.2%	91.9%	87.8%
Sunset Park	15K667	HS	1339	19.2%	29%	14.3%	85.9%	84%





Stay  
in  
Touch


Follow us on  
Social Media



Instagram



Twitter



[Click here to view  
District Website](#)

Click here to view

[BKNHS District Digest Archive](#)

Thanks to our parent coordinators!

Brooklyn North HS Home What's Happening For Families More

2024 - 25 SCHOOL-YEAR

Click below to view

[Brooklyn North High Schools 2024-25 Directory](#)

[Photos from our Fair](#)  
held on 10/19/24 at Westinghouse

BKNHS 2024-25 Open House & Admissions Contact Info

BKNHS Admissions & Open House Info 2024-25 (Responses) : Form Responses 1

DBN	What theme would you identify your school with?
13K350 Urban Assembly School of Music and Art	Arts, College Prep
13K412 Brooklyn Community Arts and Media HS	Arts, College and Career
13K419 Science Skills Center HS	Arts, Career & Technical Education, Co
13K430 Brooklyn Technical High School	Career & Technical Education, Science
14K449 Brooklyn Latin School	Specialized High School
14K454 Williamsburg H.S. of Art and Technology	Arts, Career & Technical Education, Co
14K474 PROGRESS High School for Professional Careers	Arts, College Prep, Multilingual Learne
14K558 Williamsburg HS for Architecture and Design	Career & Technical Education
14K561 Williamsburg Preparatory School	College Prep
14K610 A-Tech High School	Career & Technical Education