



Brooklyn North High Schools District Updates for CECs & DLTs

February 2026

Dr. Rushell White - Superintendent IA

Yuet Chu - EDSS0 | Terrence Paulin - COO | Sandra Kidd - FLC | Corrine Mattis - FSC

BROOKLYN NORTH HIGH SCHOOLS WELCOMES CHANCELLOR KAMAR SAMUELS



Born in Jamaica, he moved to New York City as a teenager and began his career as an elementary school teacher in the Bronx through the NYC Teaching Fellows program. Over more than two decades in public education, Samuels has served as a teacher, principal, central office leader, deputy superintendent, and superintendent in both Brooklyn and Manhattan before his appointment as chancellor on **January 1, 2026**. His leadership is grounded in advancing academic excellence, equity, and inclusive school environments where all students can thrive.

Three Core Areas of Focus

1. Strengthening Instruction and Academic Achievement

Samuels emphasizes high-quality instruction and foundational skills like literacy, building on citywide initiatives to improve student outcomes and close achievement gaps.

2. Advancing Equity and School Integration

He prioritizes equity through efforts to integrate schools socioeconomically and culturally, expand access to rigorous programs across communities, and ensure that resources and opportunities are distributed fairly.

3. Safe, Inclusive, and Culturally Responsive Schools

Samuels is committed to fostering safe, inclusive learning environments that honor New York City's diversity and support students' academic and social-emotional well-being.



BROOKLYN NORTH HIGH SCHOOLS & SUNSET PARK HIGH SCHOOL WELCOMES CHANCELLOR KAMAR SAMUELS



Brooklyn North High Schools

DISTRICT VISION

"Each student will be provided with a loving, inclusive learning community where they can pursue their passions, achieve academic excellence and economic freedom by graduating within four years, college- and career-ready, highly qualified to collaborate, communicate, think critically, and be creative to persist as global citizens."

DISTRICT MISSION

"BKNHS will operationalize Centering Children, Leading with Love, and Innovating for Tomorrow being data-driven, building collective efficacy, and using an asset-based lens to ensure that each student is provided with loving, inclusive learning communities where they can pursue their passions, achieve academic excellence and economic freedom."



BKNHS DCEP Priorities for SY25-26

Priorities for Brooklyn North High Schools to ensure college and career readiness, literacy-based instruction, holistic student well-being, and expanded community engagement for academic and personal success.




College & Career Readiness

Goal 1: Priority 4

By June 2026, BKNHS schools will ensure all students graduate college and career-ready and have a strong plan and pathway to economic security.


Enrollment in advanced courses for all students will increase by 3% to 77%


1:1 college and career advising session for all students will increase by 6% to 85% (with comparable increases for subgroups of STH & SWD)


Number of schools offering the New York State Seal of Biliteracy (NYSSB) to ML students will increase by 2 to 20 schools.

Academic Excellence

Goal 2: Priorities 1 & 3

By June 2026, all BKNHS schools will provide student learning experiences that are literacy-based, culturally responsive and sustaining, include standards-aligned curricula with formative assessments for progress monitoring, differentiated to meet student needs, and integrates highly impactful instructional practices.




Average district Regents scores for all students will increase by 5-8 points for ELA and Algebra 1.


Safety & Support

Goal 3: Priority 2 & Attendance

By June 2026, BKNHS will provide holistic instructional programs in which all students have access to opportunities that are meaningful inform purpose, inspire activism, and aligned to support viable college and career pathways post high school. School stakeholders will organize systems and structures to ensure an emotionally and physically safe learning environment that effectively engages students.


Decrease high-level infractions (level 4/5) by 3%


Reduce repeat suspensions by 2%


Increase student connectedness by 5%



Increase attendance by 2%


Reduce chronic absenteeism by 3%


Community Engagement

Goal 4: Priority 5

By June 2026, all BKNHS schools will expand family involvement and increase enrollment through collaboration with community stakeholders and external partners, and empowering parents to be supporters, monitors, and advocates to sustain and advance student academic outcomes and personal success.


NYC School Survey family responses will reflect a 3-percentage point increase in affirmative responses on school events and communicating with teachers.


Enrollment at our 5 smallest schools will increase by an average of 6%.





Brooklyn North High Schools District Overview: Key Data Points

This infographic summarizes the performance of 25,392 students across 47 high schools, highlighting a decade of steady academic growth, improving attendance trends, and a recent reduction in major safety incidents.

A Decade of Success: 10-Year Graduation Rate Trends (2016–2025)

Foundations of Growth (2016–2020)

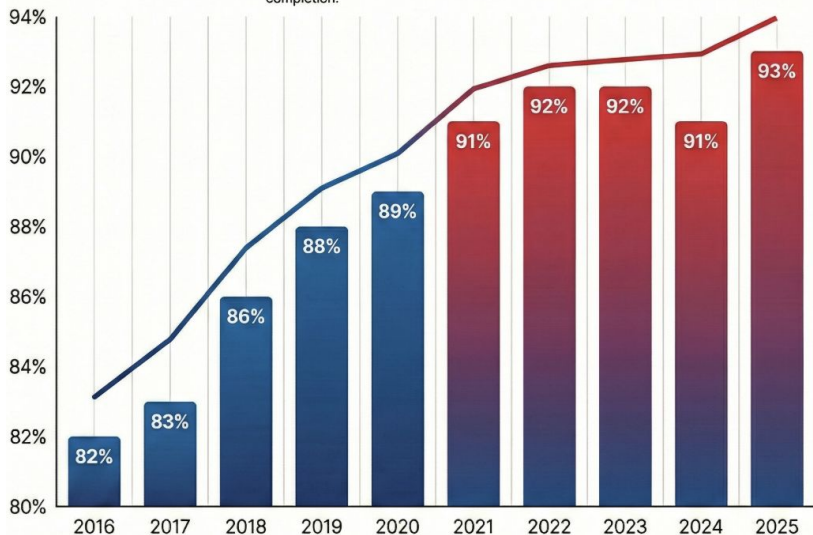
8.5% Growth in Five Years
Graduation rates climbed steadily from 82% in 2016 to 89% by 2020.

Consistent Annual Gains
The period saw uninterrupted year-over-year increases in student completion.

Reaching New Heights (2021–2025)

90%+ Breaking the 90% Threshold
Since 2021, graduation rates have remained consistently above the 90% mark.

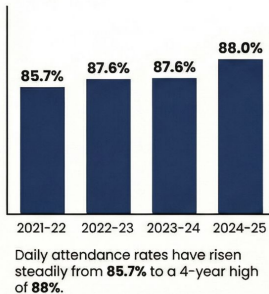
2025: Peak Performance
Grad rates reached a 10-year high in 2025. Our sights are set on 2026 and beyond!



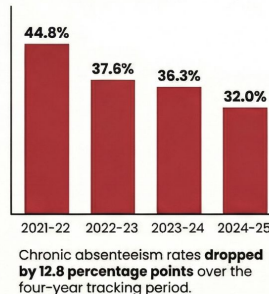
Student Attendance & Engagement: 4-Year Progress Report

4-Year Performance Trends (2021–2025)

Consistent Attendance Growth



Major Decline in Chronic Absenteeism



Current Year-to-Date Performance

88.6% Year-to-Date Attendance
Current daily attendance is outperforming the previous four-year averages.

29.9% Currently Chronically Absent
Current absenteeism has successfully dipped below the 30% threshold.

YEAR-TO-DATE SAFETY IMPROVEMENTS



LEVEL 4 INCIDENTS DECREASED BY 117 CASES



SUPERINTENDENT SUSPENSIONS DROPPED BY 18

Level 4 incidents decreased by 117 cases, while Superintendent suspensions dropped by 18.



BKNHS Arts Professional Learning Series

hosted by the Jamel Gaines Creative Outlet

OUR MISSION



Collaborative and Meaningful Learning

Creating a dedicated space for educators to grow and learn from one another.



Connect, Reflect, and Elevate

Strengthening the arts community across Brooklyn North through shared reflection and professional growth.



PROGRAM OVERVIEW



Expert-Led Workshops

Facilitated by Jamel Gaines teachers specializing in Dance, Drumming, and the Arts.



Next in-person date: Thursday, Feb 12

Location: BAM First Hillman Studio – 4th Floor at 321 Ashland Place, Brooklyn NY



Share Ideas and Best Practices

Facilitating engaging workshops where teachers exchange successful strategies and creative insights.



Ongoing Registration

Register now to participate.

Watch us dance!
[Highlight video here!](#)



Brooklyn North High Schools



Priority 1 ***District Updates***

SY25-26 DCEP Priority 1 Goals

By June 2026, the district average score for all students, as measured by the ELA Regents exam, will show an increase of 5 points from 68.7% to 73.7%

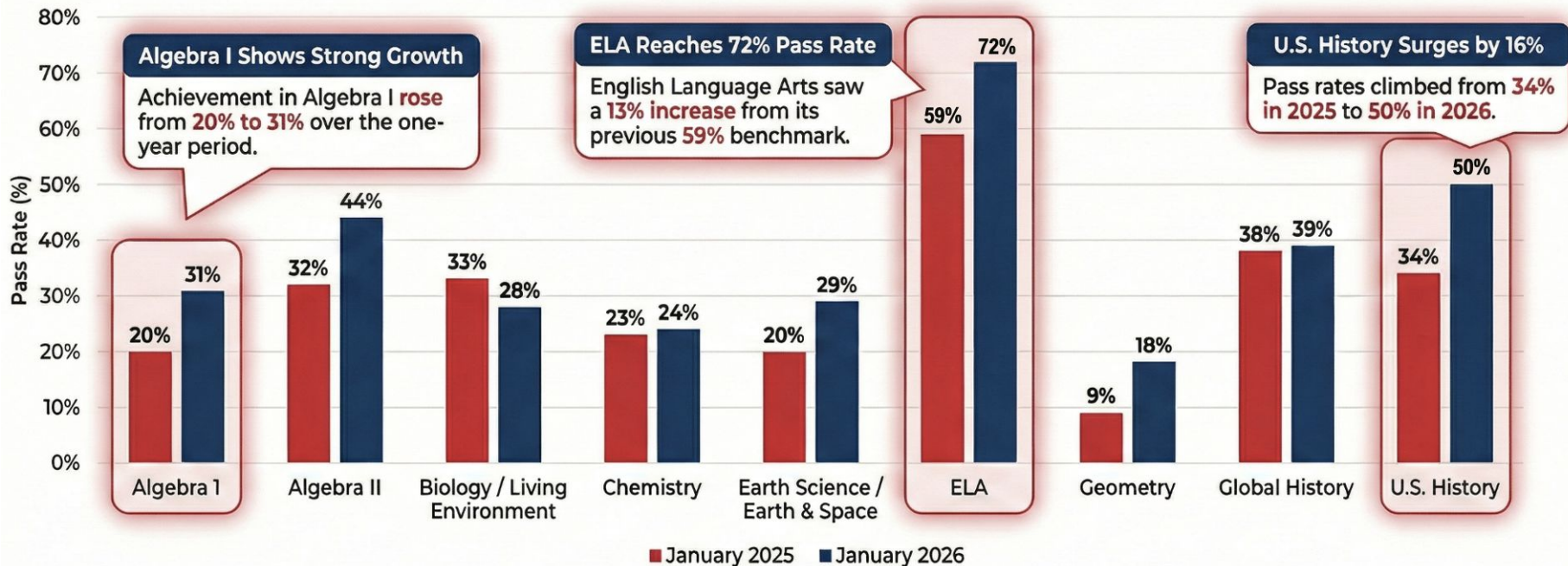
By June 2026, the district average ELA regents scores for SWDs on the January and June administration will show an increase of 3-5 points from 57.37 to 60.37 – 62.37

By June 2026, the percentage of MLs/ELLs who make at or above average MAP growth will increase from 52.8% to 55.8%, as measured by New Visions Portal

By June, 2026, literacy for 9-10th graders will improve, as measured by a 3% Decrease, from 22% to 19%, of the percentage of FBE students achieving below the 20th percentile according to Screener Results Explorer.

January Regents Performance: 2025 vs. 2026 Year-Over-Year Comparison

This infographic provides a direct comparison of Regents exam pass rates from January 2025 to January 2026. While performance improved across nearly all categories, significant double-digit gains were observed in humanities and foundational mathematics.



Widespread Year-Over-Year Improvement

Eight out of nine Regents categories showed positive growth in student performance.



Math and Science Trends

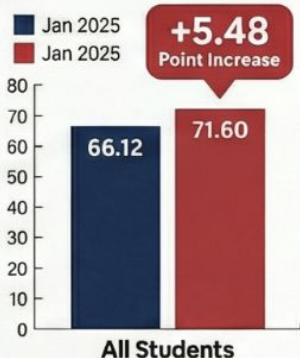
Algebra II and Earth Science saw notable gains of 12% and 9% respectively.

Brooklyn North ELA Regents

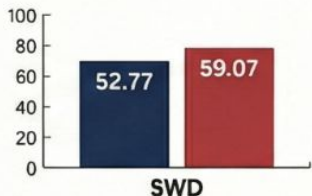
January 2025 vs. 2026 Average Score Comparisons

Year-over-Year Growth and Comparative Performance

SUBGROUP PERFORMANCE TRENDS

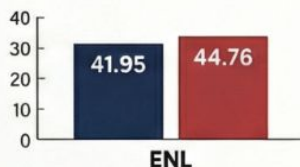


5.48 Point Increase in "All Students" Average
The school-wide average rose from 66.12 in 2025 to 71.60 in 2026.



Significant Growth for Students with Disabilities (SWD)

The SWD subgroup saw a notable increase, climbing from 52.77 to 59.07.



KEY FINDING: Expanded Data Tracking for 2026

New metrics were added in 2026 for STH (58.81) and Hispanic (62.80) subgroups.

LONGITUDINAL COHORT PROGRESSION

Senior Track (C1 '25 to C2 '26)

2025 Score: 53.33
(Prev. Cohort)

2026 Score: 55.50
(Current Cohort)

Junior Track (C2 '25 to C3 '26)

2025 Score: 71.86

Junior-to-Senior Cohort Excellence
The cohort progressing into the "Junior track" (Cohort 3) reached a high of 75.99.

2026 Score: 75.99

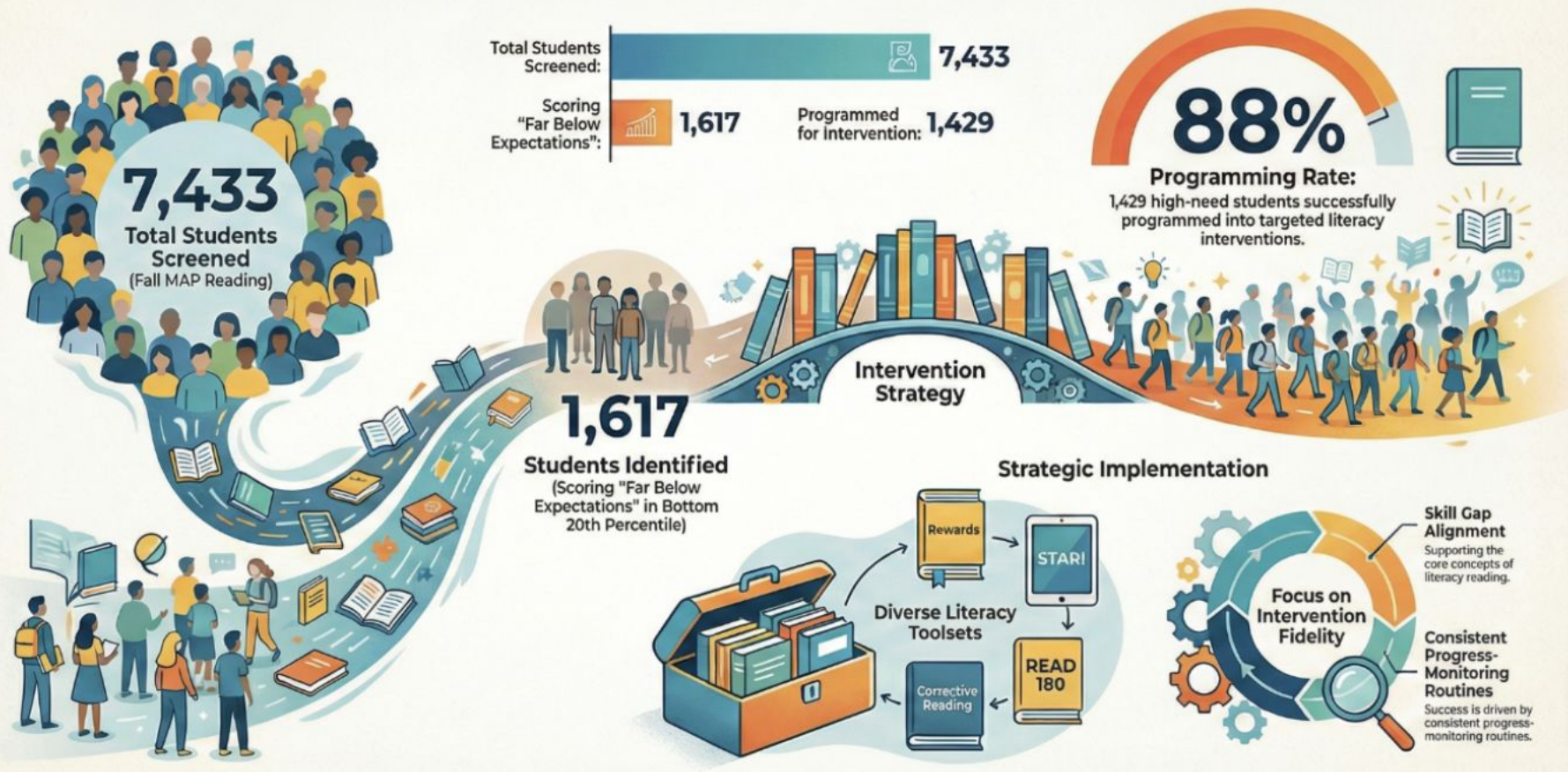
Soph. Track (C3 '25 to C4 '26)

2025 Score: 59.72

+13.07 Point Jump in Freshman-to-Sophomore Track

Cohort 4 (2025) improved from 59.45 to 72.52 as Cohort 5 (2026).

Bridging the Literacy Gap: Grade 9-10 Intervention Success



Active Pedagogy: Transforming Brooklyn North Classrooms

Student-centered teaching strategies creating engaging learning environments through collaboration, critical thinking, and hands-on exploration

Socratic Seminars & Debates

Facilitating rigorous, student-led dialogue and formal argumentation to build critical thinking.



Student Collaboration & Discussions

Prioritizing peer-to-peer interaction and joint problem-solving in every lesson.



Text Talks & Literature Circles

Engaging students in structured, collaborative analysis of various texts.

Collaborative & Discussion-Based Learning

Inquiry-Based & Experiential Learning

Encouraging students to learn through questioning and real-world experiences.



Hands-On Experiments

Utilizing practical, tactile activities to reinforce scientific and conceptual understanding.




Station Teaching & Gallery Walks

Incorporating movement and varied task rotations to maintain high student engagement.

Inquiry & Experiential Exploration



BROOKLYN NORTH READS



100 books all Brooklyn North students
should read by graduation!



100 Books to Read by Graduation

Brooklyn North Reads is a district-wide literacy initiative built around a shared commitment to reading **100 books** by graduation.



- The curated collection spans classic, contemporary, global, and culturally responsive texts, intentionally designed to **expand students' perspectives, strengthen critical thinking, and ensure sustained exposure to rigorous, meaningful literature** throughout high school.

This initiative reflects Brooklyn North's belief that literacy is foundational to academic success, identity development, and postsecondary readiness.

- By establishing a common reading vision across schools, BK North Reads promotes coherence, equity, and high expectations—ensuring all students graduate not only with a diploma, but with the reading stamina, cultural awareness, and intellectual curiosity needed for life beyond high school.

Building literate, informed, and future-ready graduates.



Brooklyn North High Schools



Priority 2 ***District Updates***

SY25-26 DCEP Priority 2 Goals

By June, 2026, physical and mental wellness for All Students will improve, as measured by a 2% decrease, in Repeat suspensions from 26% to 24%, per the Insight; Online Occurrence Reporting System (OORS) reports.

By June, 2026, physical and mental wellness for All Students will improve, as measured by a 5% increase, in percentage of positive student response to the question "there is time at school to talk about feelings and emotions" from 67% to 72%, per the NYC School Survey results and NYC Student Perception Survey.

By June, 2026, physical and mental wellness for All Students will improve, as measured by a 3% decrease, in the number of Level 4-5 incidents across targeted locations: classroom, hall, staircase, and cafeteria from 966 to 937, per the Power BI; Online Occurrence Reporting System (OORS).

By June, 2026, the overall attendance for All Students will increase by 4%, from 88% to 92%, as measured by the Insight.

By June, 2026, the Percentage of Chronically Absent Students for All Students will increase by 3%, from 32% to 29%, as measured by the Insight Chronic Absenteeism Reports.

Spring 2026: BKNHS “29 to 29” Campaign



The image is a screenshot of a campaign landing page for Brooklyn North High Schools. At the top, there is an orange header bar with the Brooklyn North High Schools logo on the left and the text "BROOKLYN NORTH HIGH SCHOOLS" in white. Below the header, the main content area has a dark blue background. In the center, the text "29 to 29" is displayed in large, bold, orange and blue letters, with "to" in a smaller, light blue font. Below this, the text "EVERY STUDENT COUNTS" is written in white. A white-bordered box contains the heading "THE MISSION" in blue, followed by the text "Every school identifies 29 students to target for intervention. Together, we reach our district goal of 29% chronic absenteeism." Below this box, there are three orange-bordered boxes with white text: "47 SCHOOLS UNITED", "1,363 STUDENTS SUPPORTED", and "29% CA TARGET". At the bottom, a dark blue box contains the heading "YOUR 29 ARE WAITING" in white, followed by the text "Identify your students. Build relationships. Remove barriers."

BROOKLYN NORTH HIGH SCHOOLS

29 to 29

EVERY STUDENT COUNTS

THE MISSION
Every school identifies 29 students to target for intervention. Together, we reach our district goal of 29% chronic absenteeism.

47
SCHOOLS UNITED

1,363
STUDENTS SUPPORTED

29%
CA TARGET

YOUR 29 ARE WAITING
Identify your students. Build relationships. Remove barriers.

- Every school identifies a minimum target of 29 students to improve daily attendance.

***District
Attendance
Meeting:
Thursday, Feb 5
@11**

#LetsGo!



Year-to-Date Safety Performance Highlights

Current data tracks Level 4 & 5 incident frequency against suspension rates, showing significant decreases in most categories alongside a specific area of concern in high-level incidents.

INCIDENT TRACKING (Level 4 & 5)

Level 4 Incidents



802 -117
(Decrease)

Level 4 incidents have seen a substantial reduction of 117 cases this year.

Level 5 Incidents



172 +19
(Increase)

Level 5 incidents represent the only category showing a year-to-date increase.

DISCIPLINARY TRENDS (Suspensions)

Principal Suspensions



700 -18
(Decrease)

Suspensions issued by principals have decreased by 18 cases.

Supt Suspensions



161 -18
(Decrease)

Superintendent-level suspensions also show a consistent decrease of 18 cases.

Brooklyn North High Schools



Priority 3 **District Updates**

SY25-26 DCEP Priority 3 Goals

By June, 2026, the district average Algebra I Regents score for all students will increase by 5 – 8 points, from 59.08 to 64.08 – 67.08, for All Students, as measured by NYS Algebra 1 Regents Exam results.

By June 2026, the district average score will increase by 3 – 5 points from 53.97% to 56.97 – 62.37%, for Students with Disabilities (SWD), as measured by NYS Algebra I Exam Results.

By June 2026, the average score on Algebra I Regents will increase by 3-5 points from 57.86 to 60.86-62.86, for Hispanic Students, as measured by the NYS Algebra I Regents Exam combined January and June results.

By June, 2026, to strengthen the alignment of IEP-recommended services across SESIS and STARS for students with disabilities as well as the percentage of MLs/ELLs fully served by all five layers of STARS, compliant programming for both groups will increase by 1% from 95% to 96%, for Students with Disabilities (SWD), and 92.3% to 93.3% for ELLS as measured by Power BI reports.

By June 2026, the percentage of 9th grade students needing math intervention as identified by scoring in the low and low-average performance quintiles on the EOY/spring MAP Growth Algebra 1 assessment will decrease by 2%, from 67% to 65%, as measured by their overall RIT score.

Brooklyn North Algebra I Regents

January 2025 vs. 2026 Average Score Comparisons

SUBGROUP PERFORMANCE GROWTH

Overall Score Increase of +3.67 Points

All Students average rose from 54.22 (2025) to 57.89 (2026)



CONSISTENT GAINS



EXPANDED 2026 DATA TRACKING

Hispanic:
57.14
(2026 Only)

* Metric not tracked in 2025

COHORT BENCHMARK COMPARISONS

JUNIOR COHORT BENCHMARK ADVANCEMENT



SENIOR COHORT PERFORMANCE LEAD



SOPHOMORE STANDING GROWTH





SY25-26 DCEP Priority 4 Goals

By June 2026, By June, 2026, the Advanced Course Enrollment for All Students will Increase by 3% from 74% to 77% as measured by STARS and Insight.

By June, 2026, the 1:1 College and Career Advising Session for All Students will Increase by 6% from 89% to 95% as measured by STARS and Insight.

By June 2026, the number of schools offering the NYSSB for all students will increase by 3, from 18 to 21, as measured by Office of Multilingual Learners (OML) reports.

MIDYEAR COLLEGE & CAREER READINESS HIGHLIGHTS

Enrolled in Advanced Courses

72%

Includes AP, IB, college/dual enrollment, and NYCPS-designated Advanced Courses districtwide.

Midyear data indicates that a significant majority of students are participating in advanced, college-level coursework. This academic rigor is coupled with a high rate of early college application submissions, reflecting strong districtwide readiness for postsecondary transitions.

Enrolled in AP or IB

46%

Nearly half of all students are pursuing the most rigorous academic pathways available.

Top AP Course
Subject Enrollment



AP Computer
Science
Principles | 1,870



AP United States
History | 1,753



AP English
Language &
Composition | 1,741

CUNY Applications Submitted

68%

Over two-thirds of seniors have already initiated their university transition process midyear.

Postsecondary
Readiness & Trends

73% AP Exam Success Rate


The percentage of students scoring 3+ on exams has reached a five-year high.

Positive Districtwide
Momentum

Current trends show a steady increase in both test-takers and qualifying scores.

Expanding
Access to Rigor

Students are heavily engaged in high-level subject areas.





SY25-26 DCEP Priority 5 Goals

By June 2026, By June, 2026, the percentage of families responding affirmatively that they engaged with teachers about their child's performance will Increase by 2 percentage points from 70 to 72 as measured by NYC School Family Survey.

By June, 2026, the percentage of families choosing one of our 5 smallest schools will Increase by an average of 5 percentage points, from 829 to 870 as measured by enrollment.

MIDYEAR PARENT ENGAGEMENT & ENROLLMENT HIGHLIGHTS

Kudos to our Parent Coordinators!

290+

Almost 300 monthly workshops for parents and guardians



Regular educational and engagement sessions hosted monthly by Parent Coordinators.

20,000+

More than 20,000 phone consultations



Massive volume of direct outreach and support provided to families via telephones.

6,000+

6,000+ walk-in consultations



In-person support and guidance provided directly at school sites.



Project Open Arms: Know Your Rights

A key partnership leveraged to support and inform families of their rights.



Morningside Center workshops

Utilizing partner resources to provide specialized workshops for the community.



Office of Language Access

Ensuring translation and interpretation services are available to all families.



Learning together in intervisitations and modeling "leading with love!"

Professional development and culture-building focused on compassionate leadership.

Student Recruitment & Enrollment



Brooklyn North High Schools Fair

A major regional recruitment event for prospective students and families.



School open houses and information sessions

Direct recruitment activities hosted at individual school locations.



Partnering with Family Welcome Centers to make seats available to students who need them

Collaborative efforts to ensure equitable access to school placement.




FutureReadyNYC, CareerReady Modern Youth Apprenticeship, Seal of Biliteracy, Career & Technical Education, Arts Endorsement, Early College, IB.

Developing programs that are relevant, college- and career-forward for all students.



STAY IN TOUCH



Twitter



Brooklyn North High Schools District Digest

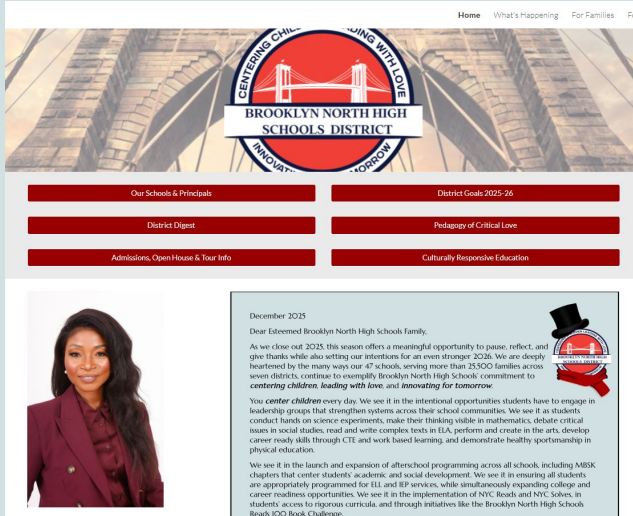
Rushell White, Ed.D. Superintendent IA
1396 Broadway, Brooklyn, NY 11221
T: 718-455-4635 | E: BKNHSinfo@gmail.com



Website: <https://tinyurl.com/BKNHSHome>

Scan QR code





The screenshot shows the district's website with a navigation bar at the top containing links for Home, What's Happening, For Families, and For. Below the navigation bar is a large banner image of the district logo. Underneath the banner are four red buttons with white text: 'Our Schools & Principals', 'District Goals 2025-26', 'District Digest', 'Pedagogy of Critical Love', 'Admissions, Open House & Tour Info', and 'Culturally Responsive Education'. Below these buttons is a section featuring a photo of Superintendent Rushell White and a letter dated December 2025. The letter discusses the district's commitment to centering children, leading with love, and innovating for tomorrow. It mentions the district's 47 schools serving more than 25,500 families and highlights various programs like leadership groups, science experiments, and career readiness opportunities.

[Click here to view District Website](#)

[Click here](#) to view current and past issues