



2019-2020 District 15 Planning Presentation

Office of District Planning
November 8, 2018

Agenda

- Office of District Planning Overview
- District Planning Process
- District 15 Landscape
- Needs Analysis Discussion
- Questions and Contact Information
- Regulation A-190 and A-185 Timelines

Office of District Planning

The Division of School Planning and Development was formed in June 2018.

Within this Division, the Office of District Planning partners with schools, families, community stakeholders, superintendents, and other offices across the NYCDOE to drive equity and excellence, and to accelerate learning and instruction, through strategic district- and borough-based plans that optimize use of school buildings and learning spaces.

The District Planning Process

Citywide Planning Priorities

The Office of District Planning focuses on four main priority areas in its efforts to support schools to improve and provide an excellent education to all students.



Overcrowding and Transportable Classroom Units:

Schools where enrollment exceeds capacity or TCUs are required to accommodate students must be addressed in order to improve learning conditions for students. This may include identifying opportunities to increase capacity or shifting enrollment from overcrowded schools to those with available seats.



School Scale and Sustainability:

A number of schools across the city struggle with low enrollment, which creates budgetary and programmatic challenges. Supports or structural changes at these schools, such as mergers, aim to provide students with a more robust educational experience.



Programmatic Needs:

To ensure students in each district have access to the unique programming that supports their needs and interests, a variety of programs may be added or expanded. This includes: District 75 sites; specialized programming, such as Autism Spectrum Disorder programs; pre-k and 3K; Gifted and Talented; programs for over-age students; and more.



New and Reconfiguring Schools:

New schools in new construction or under-utilized space may increase the availability of seats in overcrowded areas and/or provide families with access to a wider variety of school options to meet their needs. As approved by their authorizers, charter schools may open or expand to serve new grade levels, and district schools may reconfigure the grades served to better align with standard entry points and meet demand at particular grade levels.

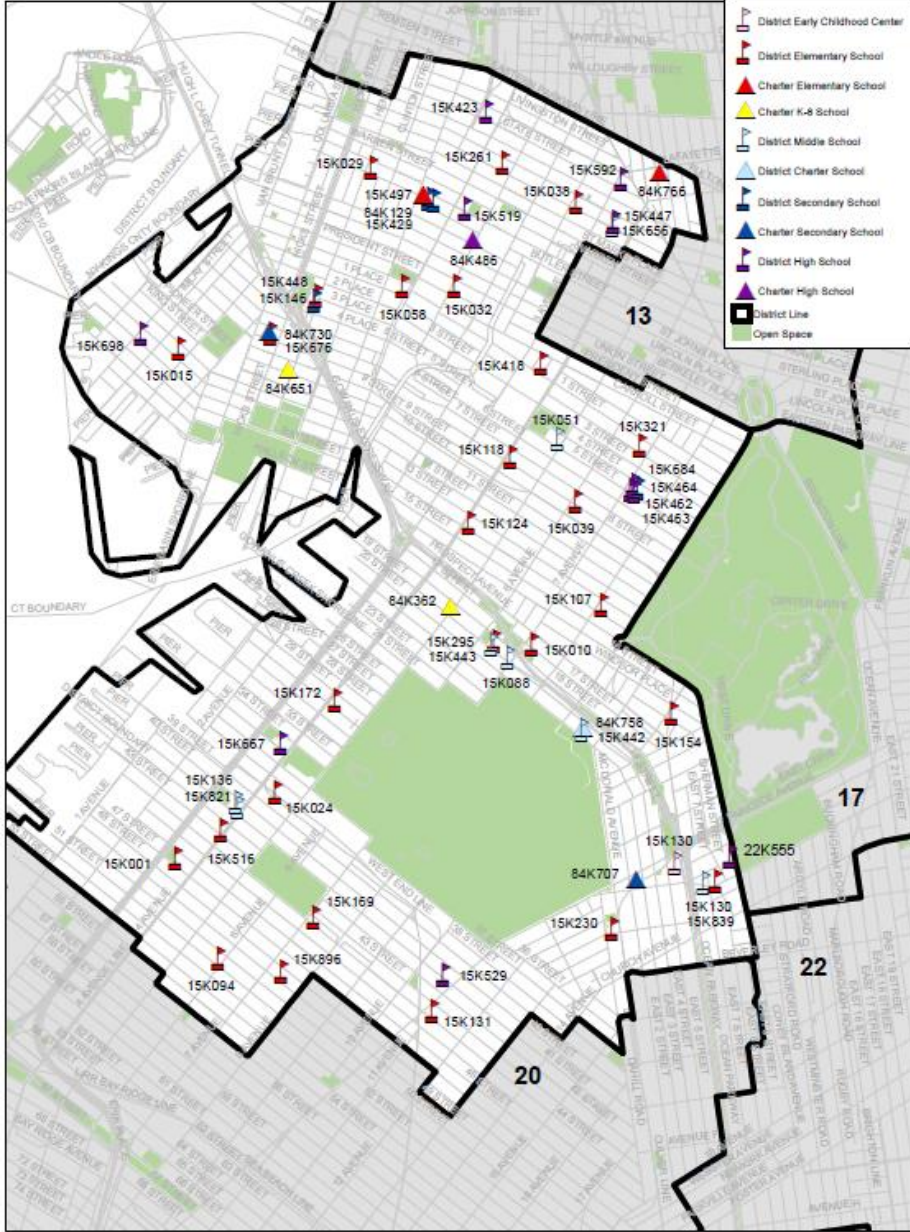
Levers for Change

In collaboration with school communities, Superintendents, and partner offices, including the Office of Space Planning, the Office of School Design and Charter Partnerships, and the Office of Student Enrollment in particular, the Office of District Planning develops and proposes important school changes. The following levers are used to address pressing district needs and improve educational options and learning conditions for students:

- **Re-zoning in partnership with CEC**
- **Unzoning in partnership with CEC**
- **Merger**
- **Closure**
- **New School**
- **Grade Reconfiguration**
- **Re-siting**
- **New Program**
- **Enrollment Planning**
- **Redesign**

District 15 Landscape

District 15 Schools



This map reflects school organizations in the district during the 2018-2019 school year.

District 15 Demographics: PK-8

Table 1: Student Ethnicity¹

Ethnicity	District 15	Borough	City
Asian	17%	16%	16%
Hispanic	36%	28%	41%
Black	10%	35%	25%
White	33%	18%	16%
Other	4%	2%	2%

Table 2: Other Student Demographics^{2,3,4}

Demographic	District 15	Borough	City
ELL	16%	14%	15%
FRL or HRA Eligible	53%	75%	74%
IEP	18%	18%	19%

1. Demographic data is based on students enrolled in district and charter schools located in the district and is from the Audited Register as of October 31, 2017
2. English Language Learner (ELL)
3. Free and Reduced-Price Lunch (FRL) or Human Resource Administration (HRA) Eligible
4. Individualized Education Program (IEP)

District 15 Demographics: 9-12

Table 3: Student Ethnicity

Ethnicity	District 15	Borough	City
Asian	6%	17%	16%
Hispanic	40%	27%	40%
Black	40%	40%	28%
White	11%	14%	13%
Other	3%	2%	3%

Table 4: Other Student Demographics

Demographic	District 15	Borough	City
ELL	8%	11%	12%
FRL or HRA Eligible	74%	77%	74%
IEP	22%	17%	17%

District 15 School Count

Table 5: School Count¹

School Type	District Count	Charter Count
Pre-K Center	4	0
Early Childhood Center	0	0
Elementary School	26	2
K-8	0	2
Middle School	8	1
6-12	3	2
K-12	0	0
High School	8	0
Transfer High School	3	1
Total	52	8

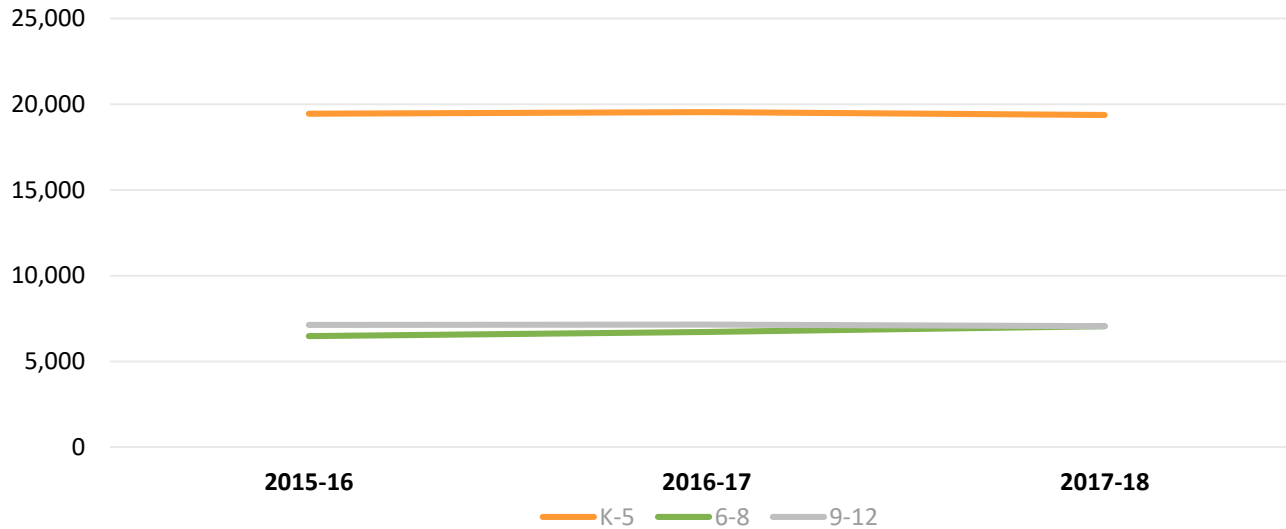
1. As of the 2017-2018 school year

District 15 Enrollment Trends

Table 6: District 15 3-Year Enrollment Trend¹

Level	2015-2016	2016-2017	2017-2018
Pre-K	1,599	1,646	1,574
K-5	19,443	19,535	19,363
6-8	6,478	6,723	7,046
9-12	7,135	7,140	7,057
Total	34,655	35,044	35,040

Table 7: District 15 Total 3-Year Enrollment Trend (ES, MS, HS)



1. Based on Audited Registers for district schools and October Headcounts for charter schools

District 15 Utilization Profile

The table below provides a summary of building and school utilization figures for District 15, which are described in further detail on the following slides.

Table 8: District 15 School and Building Utilization¹

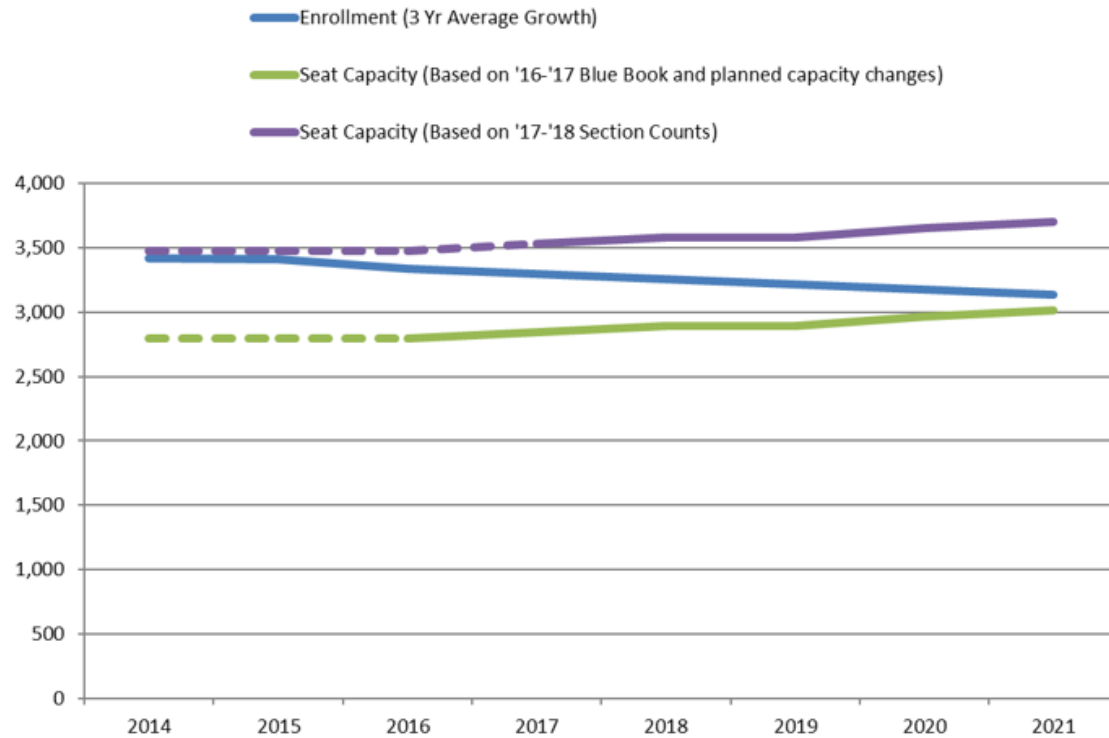
Category	Number
Over-utilized Schools ²	27
Buildings with TCUs	1
Under-utilized Buildings ³	5

1. All data includes both district and charter schools
2. 2016-2017 Blue Book
3. 2017-2018 Under-Utilized Space Memorandum

Kindergarten Capacity and Projected Enrollment

Overall, Kindergarten enrollment currently exceeds Blue Book capacity in District 15, although efficient programming allows schools to optimize the use of space to accommodate overall kindergarten demand in the district. The DOE will continue to monitor enrollment trends and work with the community to ensure future needs are met.

Table 9: District 15 Projected K Grade Enrollment Based on Historical Growth¹

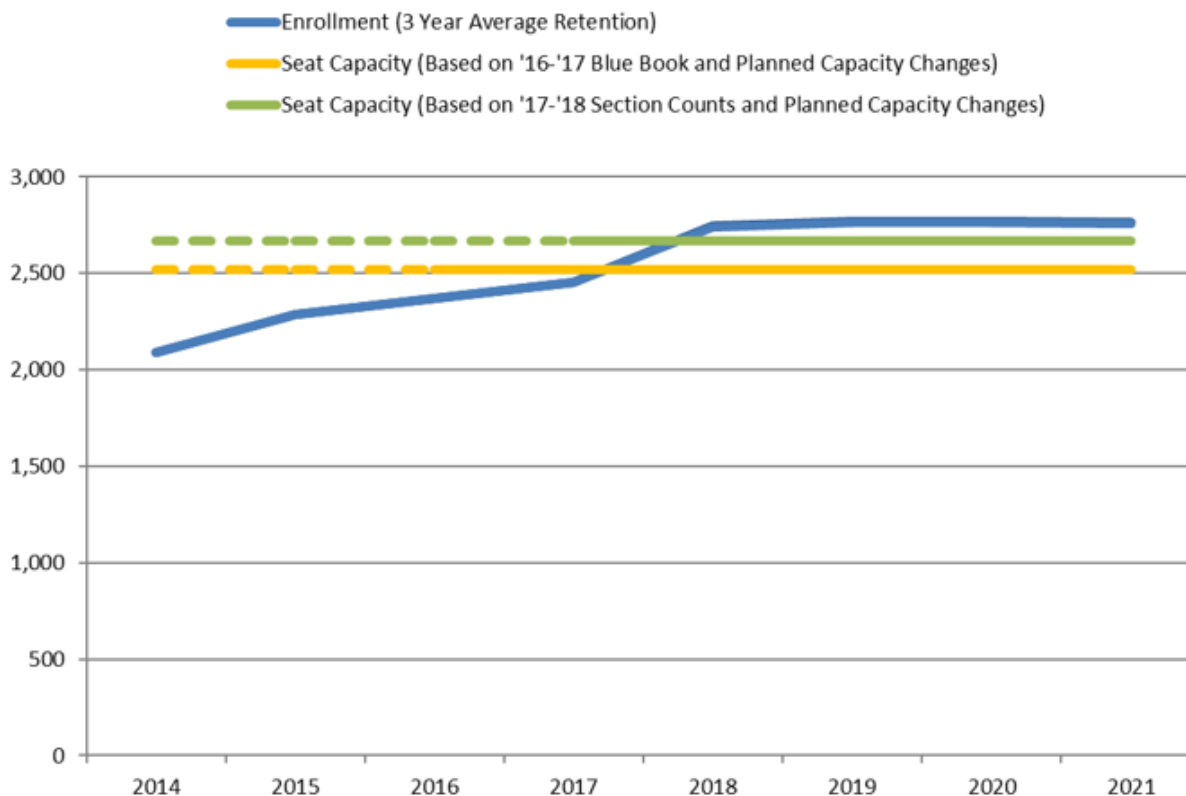


1. Chart includes district and charter enrollment and capacity within the district

Sixth Grade Capacity and Projected Enrollment

Middle school enrollment has been increasing over the past several years across District 15. Beginning in the 2019-2020 school year, enrollment is projected to stabilize. The DOE will continue to monitor enrollment and explore ways to maximize capacity to accommodate middle school students.

Table 10: District 15 Projected K Grade Enrollment Based on Historical Growth¹



1. Chart includes district and charter enrollment and capacity within the district.

Over-Utilized Schools

The NYCDOE uses various strategies to alleviate overcrowding and address increases in enrollment. These strategies include new construction, rezoning the catchment areas of zoned schools, supporting principals in programming instructional space more efficiently, repurposing and creating capacity through room conversion projects, and siting new or expanded schools and programs in under-utilized facilities.

Table 11: District 15 Top Over-Utilized Schools¹

DBN	Building ID	School Name	School (Org) Utilization
15K032	K032	P.S. 32 Samuel Mills Sprole	181% ²
15K039	K039	P.S. 39 Henry Bristow	180%
15K172	K172	P.S. 172 Beacon School of Excellence	159%
15K107	K107	P.S. 107 John W. Kimball	157%
15K169	K169	P.S. 169 Sunset Park	151%
15K118	K763	The Maurice Sendak Community School	144%
15K418	K834	The Children's School	135%
15K131	K131	P.S. 131 Brooklyn	135%
15K094	K094	P.S. 94 The Henry Longfellow	135%
15K154	K154	The Windsor Terrace School	135%

1. Source: 2016-2017 Blue Book

2. P.S. 32 will gain capacity through addition scheduled for completion in 2020-2021 school year

Under-Utilized Buildings

Each year, the NYCDOE publishes a list of under-utilized buildings. Inclusion on this list recognizes that a building potentially has excess space for the 2018-2019 school year that can be utilized more efficiently, but does not imply the NYCDOE will necessarily propose a change in building utilization. Any proposed changes would be preceded by an analysis of available space, as well as extensive community engagement.

Table 12: District 15 Under-Utilized Buildings with 150-299 Seats¹

Excess Seats	Building Code	Schools in Building	Building Utilization Rate
150 – 299 seats	K015	P.S. 15 Patrick F. Daly	72%
	K804	Cobble Hill School of American Studies, P.S. 373	72%
300+ seats	K027	Red Hook Neighborhood School, Summit Academy Charter School	49%
	K655	The Math & Science Exploratory School, Brooklyn High School of the Arts	69%
	K460	John Jay School for Law, Secondary School for Journalism, Park Slope Collegiate, Millennium Brooklyn HS	82%

1. Source: Under-Utilized Space Memorandum as of July 17, 2018, available at: <https://www.schools.nyc.gov/about-us/school-planning/district-planning>

Schools with Enrollment <250

Table 13: District 15 Schools with Enrollment <250¹

DBN	School Name	Grade Span	2015-16 Enrollment	2016-17 Enrollment	2017-18 Enrollment
15K429	Digital Arts and Cinema Technology High School	9-12	220	190	206
15K442	M.S. 442 Carroll Gardens School for Innovation	6-8	217	211	239
15K463	Secondary School for Journalism	9-12	212	236	215
15K676	Red Hook Neighborhood School	K-5	198	186	193
15K423	Brooklyn Frontiers High School	9-12	174	173	168

1. Source: Audited Registers 2015-2017; excludes schools phasing in

Renewal and Rise Schools

- The Renewal School program supports long-struggling schools by setting clear goals, providing targeted resources, and holding each school accountable for sustainable improvement.
- As of the 2018-2019 school year, a set of schools have transitioned out of the Renewal School program and into the Rise School program. Rise Schools have seen gains across multiple measures and have demonstrated a sustainable school improvement structure that will allow them to build on their progress.
- There are no Renewal or Rise Schools in District 15.

1. *Source: Audited Register as of October 31, 2017*

Needs Analysis



Overcrowding and Transportable Classroom Units

District Needs:

- Address overcrowding at elementary school level
 - 22 of 26 district schools serving elementary school students are over-utilized.
 - In the 2017-2018 school year, six elementary schools were approved to cap and overflow students and 5 elementary schools had zoned waitlists.
 - Elementary school enrollment district-wide, however, decreased by 1% from 2016-2017 to 2017-2018, marking the first decrease in enrollment over the past five years
 - Construction on a 436-seat addition at P.S. 32 is scheduled for completion in 2020-2021, which replaced previous TCU capacity and will help address elementary school overcrowding in the area.
- Address increasing middle school enrollment
 - Over the past five years, middle school enrollment in the district has increased by 23%.
 - District Planning will continue to monitor enrollment patterns at the middle school level across the district and work with the Superintendent to identify opportunities to add additional sections at schools serving middle school grades.



New and Reconfiguring Schools

District Needs:

- Plan for New Schools Opening in New Capacity
 - The School of Creativity and Innovation opened at K682 (St. Agatha’s building) as an overflow site for the 2018-2019 school year. In 2019-2020, it will serve as a choice school.
 - A new, mix-used development at 80 Flatbush will create a new, 350-seat elementary school. This project will also create a new building for Khalil Gibran High School, and was approved by the NYC Council in September 2018.
 - New buildings are projected to open in 2021-2022 and beyond. The DOE will work with the CEC and broader D15 community to plan for upcoming new capacity and ensure it meets the diverse needs of students and families.

Table 15: Planned New Capacities in District 15

Seats	Location	Projected Opening
404	5 th Ave and 36 th Street (Sunset Park)	2021-2022
332	8 th Ave and 46 th Street (Sunset Park)	2021-2022
646	Delvan Street (Red Hook)	2022-2023
332	4 th Ave and 43 rd Street (Sunset Park)	2022-2023
350	80 Flatbush	2022-2023



New and Reconfiguring Schools (Continued)

District Needs:

- Rezone schools following addition at P.S. 32
 - Construction on 436-seat addition at P.S. 32 is scheduled for completion in 2020-2021.
 - District Planning and the Superintendent will work collaboratively with CEC 15 to explore re-zoning opportunities to help alleviate overcrowding at P.S. 32 and surrounding schools in northern portion of district.
- Assess Charter Siting Requests
 - Several new, expanding, or existing charter schools have requested space in multiple districts in Brooklyn, including one specifically in District 15.
 - The NYCDOE will continue to evaluate potential options and, if applicable, would issue a proposal pursuant to A-190.



Charter Siting Requests

Table 16: 2019-2020 Brooklyn Charter Requests and Siting Needs¹

Preferred District(s)	School Name	Request Type	Grades
13	Community Roots Charter School	Re-siting	K-8
14, flexible Brooklyn	Success Academy Charter School--Bed Stuy 1	HS Expansion	9-12
15	Success Academy Myrtle Middle School	Re-siting/Expansion	5-8
Flexible Brooklyn	Launch Expeditionary Learning Charter School	ES Expansion (temp.)	K-3
17, flexible Brooklyn	Brooklyn Prospect Charter School	New School	K-5
18	Lamad Academy Charter School	New School	6-8
19	Hyde Leadership Charter School-Brooklyn	MS Expansion	6-8
21	Success Academy New Elementary School	New School	K-4
23	New Visions A.I.M. Charter High School I	Re-siting (Posted for 11/28/18 PEP)	9-12
23	Uncommon Leadership Preparatory Ocean Hill Charter School	Re-siting	5-8
Flexible Brooklyn	Success Academy Charter School--Lafayette Middle School	MS Expansion (Posted for 11/28/18 PEP)	5-8
Flexible Brooklyn	Achievement First New Elementary School	New School	K-4
Flexible Brooklyn	Uncommon Bedford Stuyvesant Collegiate/TBD Charter School	ES Expansion	K-4
Flexible Brooklyn	Uncommon Brooklyn East Collegiate/TBD Charter School	ES Expansion	K-4

1. Charter Schools that have indicated interest or requested space to date for the 2019-2020 School Year (as of August 2018) - subject to change

A-190 and A-185 Timelines

Chancellor's Regulation A-190 Timeline

Major Activity	90+ days	60 days	45 days	30 days	15 days	24 hrs	PEP Vote
1. District, School, and CEC Engagement	Yellow	Yellow	Yellow	Yellow	Yellow	Yellow	
2. Senior Leadership Walkthrough (if applicable)	Yellow	Yellow	Yellow				
3. Post Notice, EIS, BUP* (no later than 45 days prior to PEP vote)		Yellow	Yellow				
4. Community Meetings prior to Joint Public Hearing (optional)			Yellow				
5. Conduct Joint Public Hearing* (30-45 days after posting EIS)				Yellow	Yellow		
6. Collection of Public Comments upon posting EIS*		Yellow	Yellow	Yellow	Yellow	Yellow	
7. Post Public Comment Analysis*						Yellow	
8. PEP Vote*							Yellow

*Mandated by A-190

1. Proposals must be issued at least six months before the start of the upcoming school year in order to be implemented, if approved by the PEP.

Chancellor's Regulation A-185 Timeline

Major Activity	2018				2019										
	SEP	OCT	NOV	DEC	JAN	FEB	MAR	APR	MAY	JUN	JUL	AUG	SEP	OCT	NOV
1. Identify Needs: The need to rezone can be raised by the CEC, schools, or the community.	Yellow shaded														
2. Stakeholder Engagement: This includes engaging the CEC, school principal, SLT, communities, and elected officials. Feedback from these discussions inform potential zone lines.				Yellow shaded											
3. Zoning Scenario Development: The NYCDOE analyzes enrollment trends, residential data, and school capacity to inform needs of the district and potential zoning scenarios.					Yellow shaded										
4. Presentation of Proposed Zone Lines to CEC: ODP and the Superintendent present zone line changes to the CEC at a public meeting.													Yellow shaded		
5. CEC Votes: Within 45 days of proposal submission, the CEC votes on zonings scenario.*														Yellow shaded	

*Rezoning votes take place on this timeline for 2020-2021 implementation so that changes to school admissions/enrollment can be included in admissions process for the following school year.

Questions

Office of District Planning Contact Information

**Max Familian,
Director of
Planning**

mfamilian2@schools.nyc.gov

**Will Candell,
Associate Director
of Planning**

wcandell@schools.nyc.gov