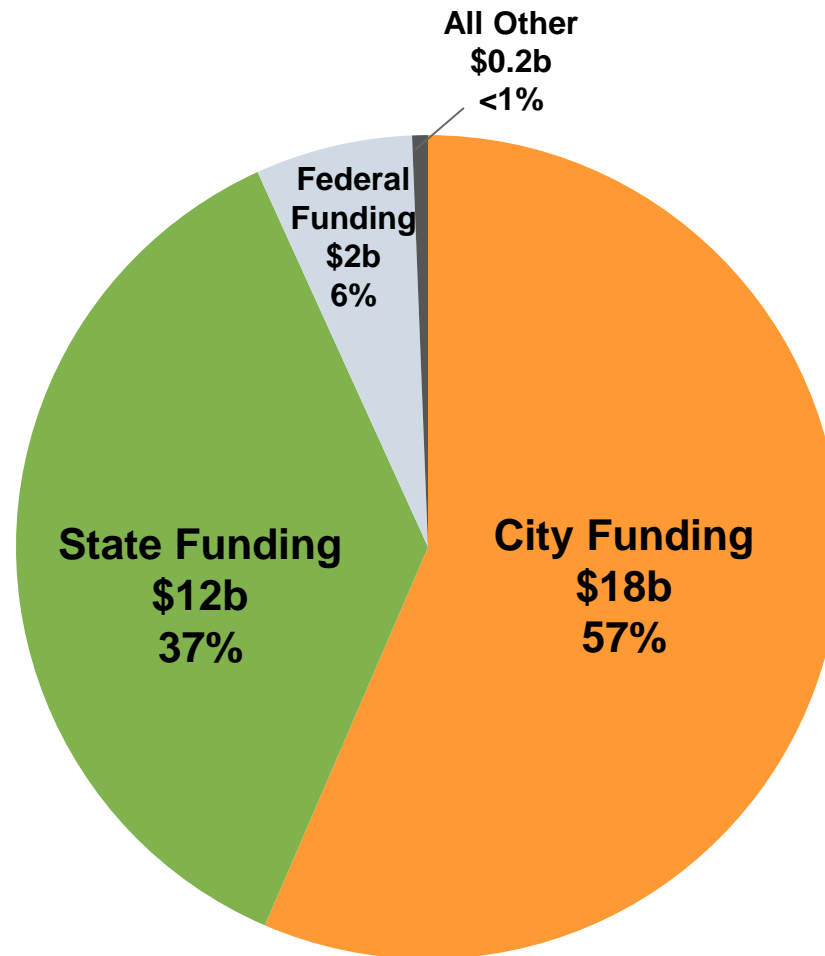




School Budgets SY 2019-2020

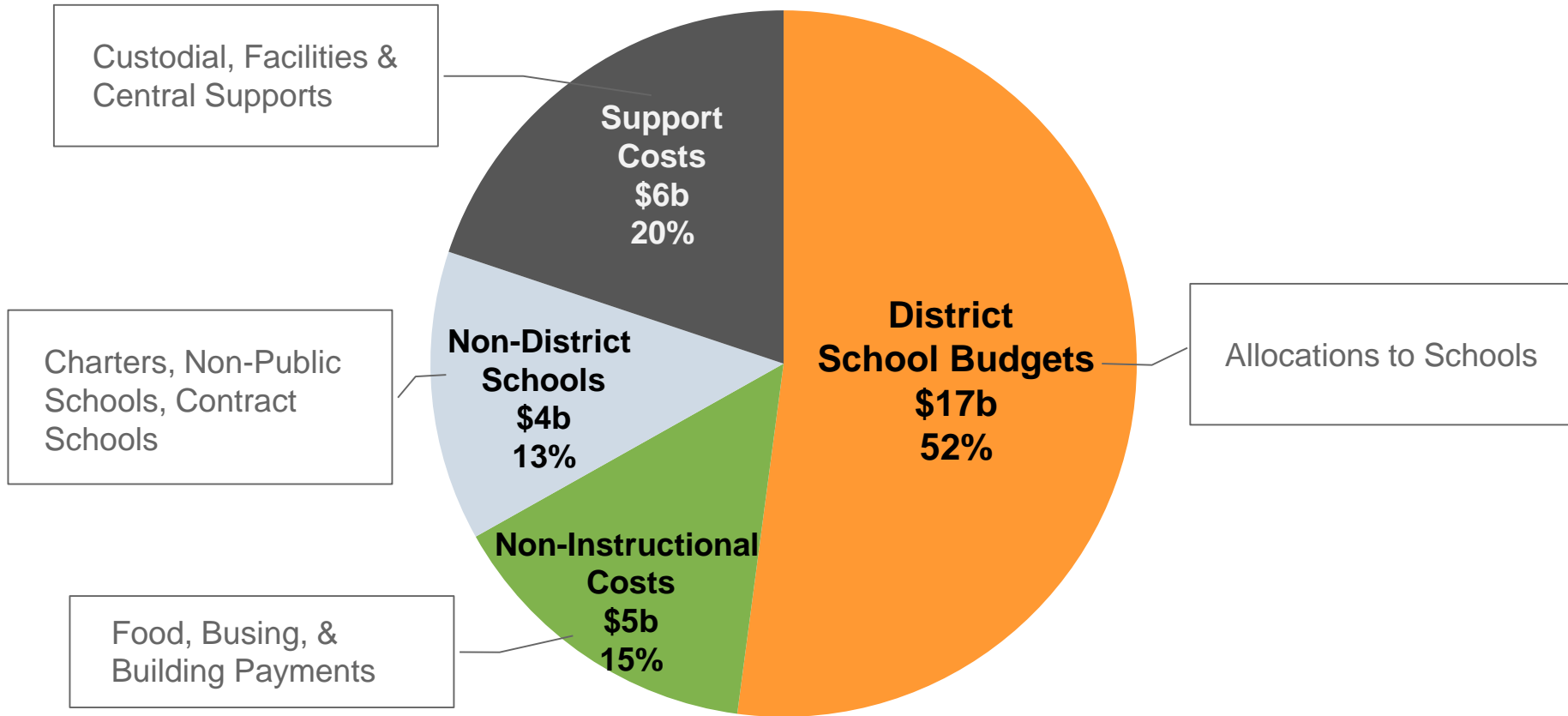
February - March 2019

The DOE's \$32 Billion 2018-2019 Budget: Where Our Funding Comes From



FY 2019 - \$ in billions

The DOE's \$32 Billion 2018-2019 Budget: Where Our Funding Goes To



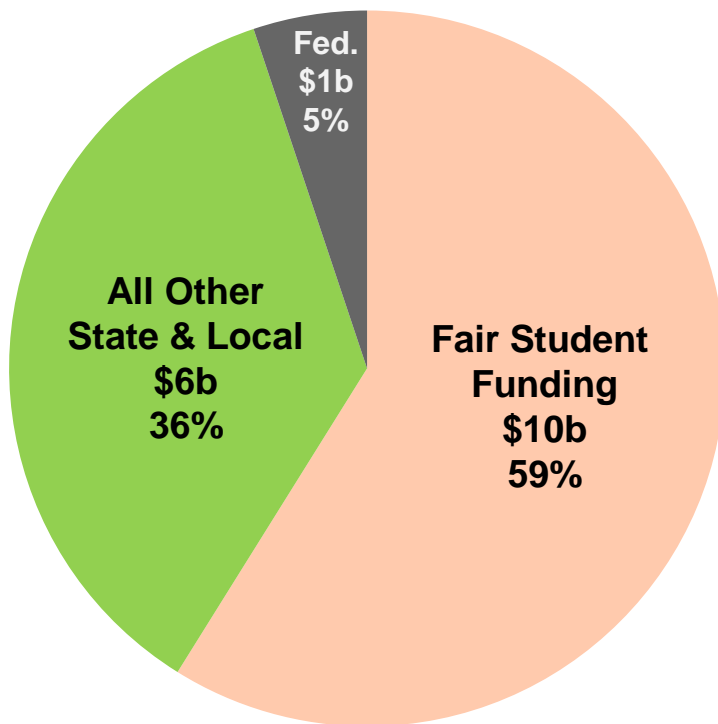
FY 2019 - \$ in billions

The Vast Majority of Instructional Costs Are Allocated Directly to School Budgets

- Funds allocated to schools are under the responsibility of the Principal.
- Principals along with their School Leadership Teams (SLTs) create the school's Comprehensive Educational Plan (CEP) based on school specific instructional needs and priorities.
- Principals work with their SLTs to create the school's budget, to pay for the instructional program detailed in the SLT.
- Superintendents supervise the Principal in this process and must approve all school budgets and their alignment with the school's CEP.

Fair Student Funding is the Primary Funding Source for Most Community District Schools

FY 2019 - \$ in billions
School Allocations by Funding Source



- All school allocations can be found on the DOE’s “Infohub” website in the Financial Data and Reports section, under “School Allocation Memoranda (SAMs).”
- Each school’s Fair Student Funding allocation is calculated based on the number of students enrolled at each school, and the specific needs of those students.
- This budgeting method is called a “weighted pupil-funding model.”
- Pupil needs are “weighted” based on the cost of meeting the educational need.
- Today, we will be presenting the proposed weights for the 2019-20 school year. The proposed weights are unchanged from 2018-2019.

Fair Student Funding Weights

<u>Grade Base Weight</u>	<u>Weight</u>
Grades K-5	1.00
Grades 6-8	1.08
Grades 9-12	1.03

<u>Academic Intervention</u>	<u>Weight</u>
Poverty K-12	0.12
Below Standards 4-5	0.25
Below Standards 6-8	0.35
Below Standards 9-12	0.25
Well Below Standards 4-5	0.40
Well Below Standards 6-8	0.50
Well Below Standards 9-12	0.40
Heavy Graduation Challenge (OAUC) ¹ Over-the-Counter (OTC) 9-12	0.40

<u>English Language Learners</u>	<u>Weight</u>
Standalone English as a New Language (ENL) K-5	0.40
Standalone English as a New Language (ENL) 6-12	0.50
Bilingual K-5	0.44
Bilingual 6-12	0.55
Commanding K-5	0.13
Commanding 6-12	0.12
Students with Interrupted Formal Education (SIFE)	0.12

<u>Special Education</u>	<u>Weight</u>
Single Service <=20%	0.56
Multiple Services 21% to 59%	1.25
Full Time Special Class K-8	1.18
Full Time Special Class 9-12	0.58
Full Time Integrated Co-Teaching K	2.09
Full Time Integrated Co-Teaching 1-12	1.74
Post IEP Transitional Support	0.12

<u>Portfolio High Schools</u>	<u>Weight</u>
Career and Technical Education (CTE) Tier 1	0.26
Career and Technical Education (CTE) Tier 2	0.17
Career and Technical Education (CTE) Tier 3	0.12
Career and Technical Education (CTE) Tier 4	0.05
Specialized Academic	0.25
Specialized Audition	0.35
Transfer Heavy Challenge (OAUC) ¹	0.40
Transfer Non-Heavy Challenge	0.21

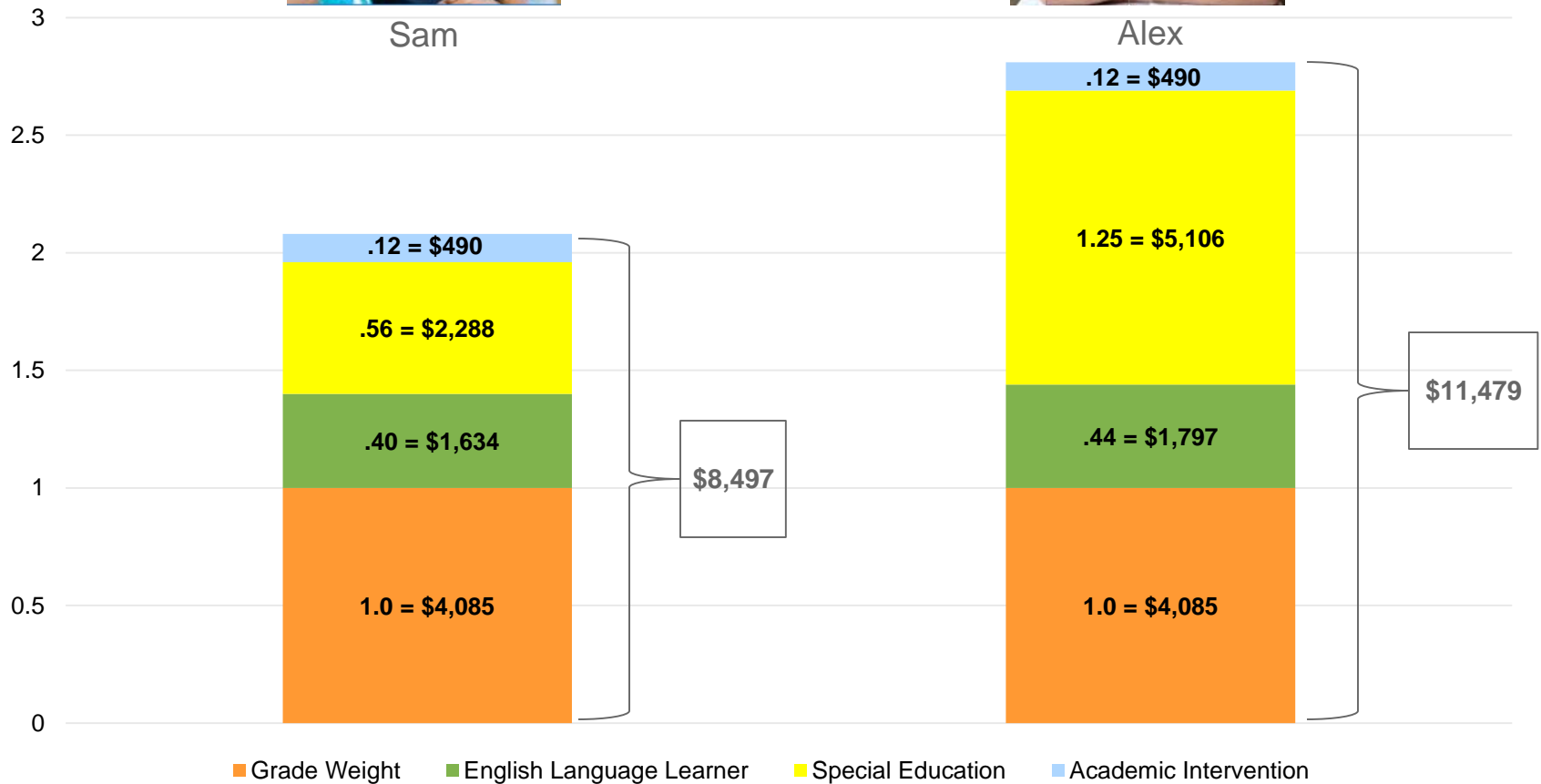
How The FSF Weights Work



Sam



Alex



In FY 2019, New York State Will Provide New York City With \$1.2 Billion Less Than Their Obligation Under the Campaign for Fiscal Equity Ruling

- The CFE ruling determined that New York State was not meeting its constitutional requirements in funding public schools and the State agreed to phase in additional funding to New York City schools over four years.
- During the recession, New York State walked away from this obligation. This year, the Department of Education will receive \$1.2 billion dollars less than its CFE-mandated level from the State.
- Under the Governor's proposed budget, the gap will remain \$1.2 billion in FY 2020.
- Without these funds, New York City cannot provide each school with 100% of their Fair Student Funding obligation.

Despite This Funding Shortfall, New York City Has Made Significant Investments in Educational Programs

- Since 2015, New York City has invested over \$800 million cumulatively to:
 - Raise the Fair Student Funding floor, or the lowest FSF level a school may receive, from 81% to 90%, and
 - Increase weights for English Language Learners.
- We are committed to working with school communities to ensure they have the resources they need.
- The Mayor has also initiated a series of Equity and Excellence for All initiatives to build a pathway to success for all students. For example, the Universal Literacy initiative will ensure students are reading at grade level by the end of second grade, and the Algebra for All initiative will ensure all eighth graders have access to algebra coursework.
- In the 2019-2020 school year, the DOE will expand 3-K for All into twelve districts.

School Budgeting Timeline

- **February & March:** Based on initial budget estimates of City and State revenue, the DOE presents the CECs with the proposed Fair Student Funding weights for the coming school year.
- **April:** The Panel for Educational Policy votes on the proposed Fair Student Funding weights for the coming school year.
- **Late Spring:** DOE releases budget allocations to schools.
- **June:** Principals along with their School Leadership Teams propose budgets for the coming year.
- **July:** Superintendents must certify alignment between school budgets and Comprehensive Educational Plans (CEPs) for the coming year.
- **September:** The new school year begins!

QUESTIONS?

We want your feedback!

Comments and questions may be directed below by **April 16, 2019.**

Via email to

BudgetPublicComments@schools.nyc.gov

– OR –

By phone to (212) 374-6754.